

Circular

Funding Enrolments

Date: Monday 21 January 2008
Reference: W08/01HE
To: Heads of higher education institutions in Wales
Principals of directly-funded further education colleges in
Wales
Response by: No response required
Contact: Name: Hannah Falvey
Telephone: 029 2068 2240
Email: Hannah.falvey@ hefcw.ac.uk

This circular provides information about student enrolments, and associated credit values, on higher education (HE) courses in Wales during the academic year 2005/06

This document is available online, in large print, Braille, on CD and on audio CD and cassette. Should you or someone you know require this in an alternative format, please contact us on (029) 2068 2280 or email info@hefcw.ac.uk.



INTRODUCTION

- 1 This document provides information about student enrolments, and associated credit values, on higher education (HE) courses in Wales during the academic year 2005/06. Comparisons between credit values and enrolments in 2004/05 and 2005/06 are also provided. The tables show the number of enrolments and associated credit values of all students with breakdowns by mode of study, level of study and Academic Subject Category (ASC) for students who were eligible for Higher Education Funding Council for Wales (HEFCW) funding. Most of the information was collected via the End of Year Monitoring of Higher Education Enrolments (EYM) survey 2005/06 (Circular W06/19HE).
- 2 Appendix 1 provides further information on data sources and definitions. Detailed information on enrolments and credit values for individual institutions is presented in Appendix 2. Enrolments and associated credit values on Mainstreamed Continuing Education (CE) courses and franchised out courses are included in the tables.
- 3 Although all the tables published in previous years are included within this publication, detailed commentary on the tables is no longer provided.

SUMMARY OF MAIN POINTS

- 4 The main points are:
 - There were 116,191 enrolments in 2005/06 (Table 1);
 - 86 per cent of these enrolments were eligible for HEFCW funding (Table 1);
 - the largest ASCs were *Humanities* with 22,077 fundable enrolments, *Science* with 15,145 fundable enrolments, and *Business and Management* with 11,623 fundable enrolments (Table 3);
 - there were 3,746 full-time fundable enrolments on initial teacher training (ITT) leading to qualified teacher status (QTS), of whom 2,378 were training to teach in primary schools and 1,368 in secondary schools (Table 8);
 - there were 58,440 full-time, 738 sandwich year out and 40,575 part-time fundable enrolments (Table 3);
 - there were 6,879,177 full-time and sandwich year out and 1,595,571 part-time fundable taught credit values (Table 9);
 - the number of full-time and sandwich year out fundable credit values in total was marginally above the number of funded credit values allocated by HEFCW (Table 10);
 - the number of part-time fundable credit values was 14 per cent above funded credit values overall (14 per cent above for undergraduate and 16 per cent above for postgraduate taught) (Table 10);
 - full-time fundable postgraduate research enrolments were 11 per cent above funded places and part-time fundable postgraduate research enrolments were 8 per cent below funded places (Table 10);
 - full-time and sandwich fundable undergraduate credit values increased by 2 per cent compared with 2004/05 but part-time fundable undergraduate credit values fell by 4 per cent (Table 12);
 - postgraduate taught fundable credit values fell by 5 per cent for full-time and 3 per cent for part-time (Table 12);

- full-time fundable postgraduate research enrolments increased by 5 per cent compared with 2004/05 and part-time fundable postgraduate research enrolments increased by 6 per cent (Table 12).

Table 1: Enrolments on Higher Education Courses in Wales 2005/06

Funding Category	Full-time	Sandwich Year Out	Part-time	Total
Home and EC				
Fundable	58,440	738	40,575	99,753
Non-fundable	5,744	0	1,915	7,659
Island and Overseas	6,667	28	2,084	8,779
Total	70,851	766	44,574	116,191

Table 2: Fundable Enrolments by Mode of Study and Institution 2005/06

Institution	Full-time	Sandwich Year Out	Part-time	Total
University of Glamorgan	7,898	119	9,366	17,383
University of Wales, Aberystwyth	6,348	112	2,666	9,126
University of Wales, Bangor	5,162	45	2,163	7,369
Cardiff University	14,268	291	6,665	21,224
University of Wales, Lampeter	950	0	2,410	3,360
University of Wales Swansea	7,251	100	2,603	9,954
University of Wales Institute, Cardiff	6,012	62	1,589	7,663
University of Wales, Newport	2,912	0	5,323	8,235
North East Wales Institute of Higher Education	2,199	0	3,984	6,183
Swansea Institute of Higher Education	3,176	9	1,903	5,088
Trinity College Carmarthen	1,267	0	753	2,020
Royal Welsh College of Music and Drama	535	0	58	593
Bridgend College	26	0	10	36
Coleg Sir Gâr	235	0	85	320
Coleg Llandrillo	103	0	908	1,011
Coleg Menai	0	0	21	21
Neath Port Talbot College	15	0	47	62
Coleg Morgannwg	78	0	17	95
Swansea College	8	0	5	13
Total	58,440	738	40,575	99,753

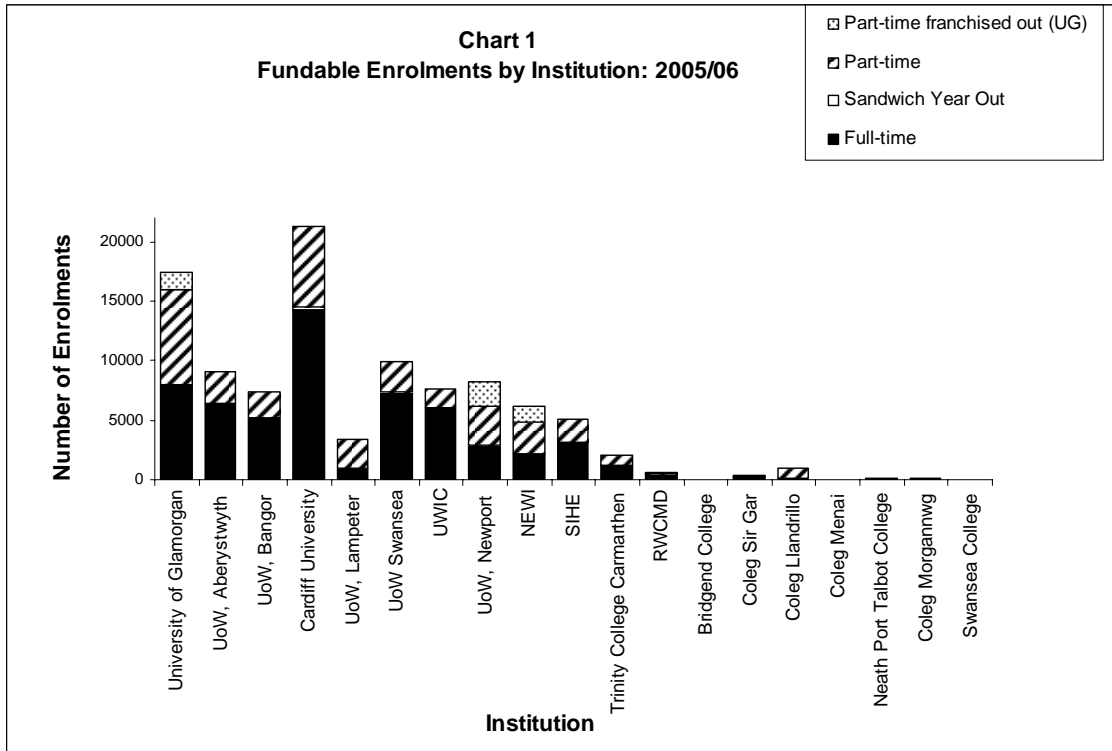


Table 3: Fundable Enrolments by ASC and Mode of Study 2005/06

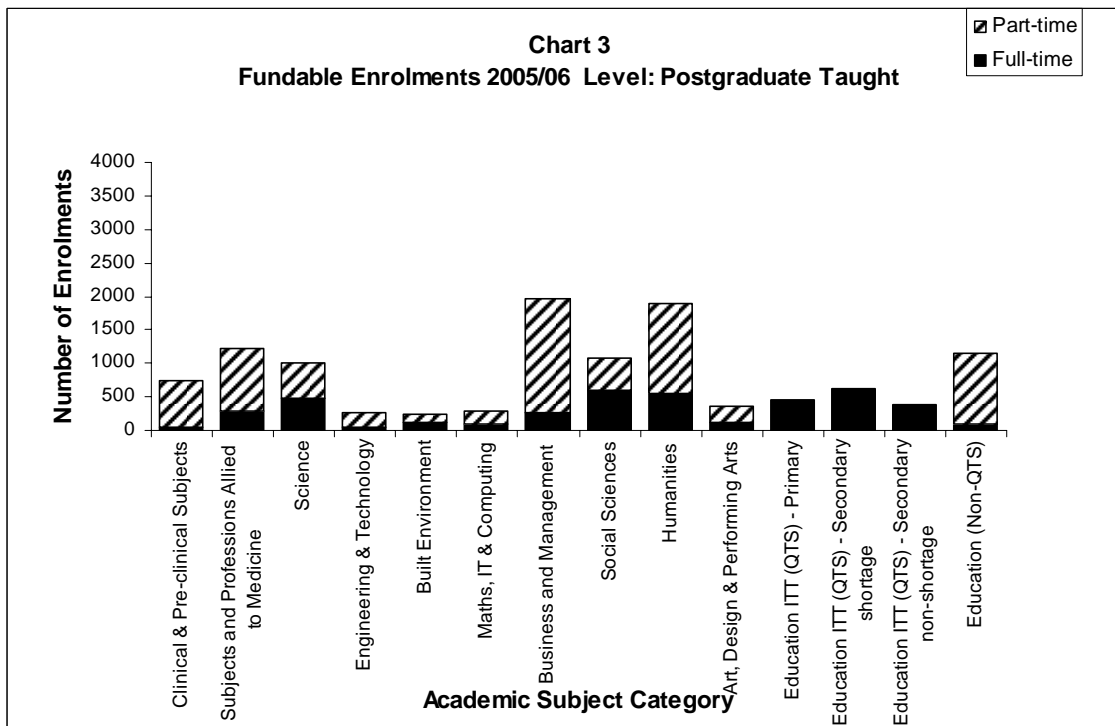
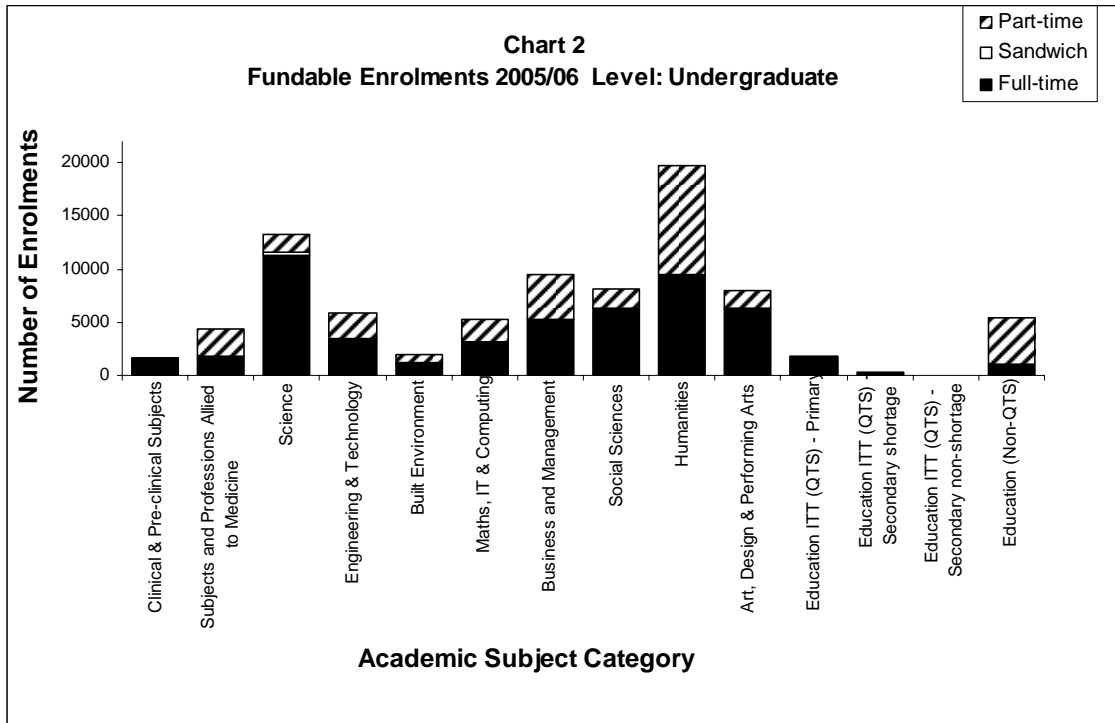
ASC	Full-time	Sandwich Year Out	Part-time	Total
1 Clinical and Pre-clinical Subjects	1,815	0	782	2,597
2 Subjects and Professions Allied to Medicine	2,201	24	3,493	5,718
3 Science	12,512	189	2,444	15,145
4 Engineering and Technology	3,617	81	2,703	6,401
5 Built Environment	1,205	93	1,030	2,328
6 Mathematical Sciences, IT and Computing	3,220	101	2,363	5,684
7 Business and Management	5,533	106	5,985	11,623
8 Social Sciences	7,069	9	2,402	9,479
9 Humanities	10,104	131	11,842	22,077
10 Art, Design and Performing Arts	6,429	4	2,018	8,451
11a Education ITT (QTS) - Primary	2,323	0	4	2,327
11ab1 - Secondary shortage	912	0	2	914
11ab2 - Secondary non-shortage	392	0	1	393
11b Education (Non-QTS)	1,110	1	5,509	6,619
Total	58,440	738	40,575	99,753

Table 4: Full-time Fundable Enrolments by ASC and Level of Study 2005/06

ASC		Undergraduate		Postgraduate	Postgraduate	Total
		Degree	Non-degree	Taught	Research	
1	Clinical and Pre-clinical Subjects	1,704	0	38	73	1,815
2	Subjects and Professions Allied to Medicine	1,511	339	286	67	2,201
3	Science	10,812	531	485	685	12,512
4	Engineering and Technology	3,116	276	53	173	3,617
5	Built Environment	950	107	111	37	1,205
6	Mathematical Sciences, IT and Computing	2,604	404	85	128	3,220
7	Business and Management	4,486	743	267	37	5,533
8	Social Sciences	6,283	33	602	152	7,069
9	Humanities	9,209	175	549	171	10,104
10	Art, Design and Performing Arts	5,636	622	110	62	6,429
11aa	Education ITT (QTS) - Primary	1,864	0	459	0	2,323
11ab1	- Secondary shortage	283	0	629	0	912
11ab2	- Secondary non-shortage	9	0	383	0	392
11b	Education (Non-QTS)	913	86	106	5	1,110
Total		49,377	3,313	4,161	1,590	58,440

Table 5: Part-time Fundable Enrolments by ASC and Level of Study 2005/06

ASC		Undergraduate	Postgraduate Taught	Postgraduate Research	Total
1	Clinical and Pre-clinical Subjects	2	714	66	782
2	Subjects and Professions Allied to Medicine	2,446	944	103	3,493
3	Science	1,803	521	120	2,444
4	Engineering and Technology	2,466	207	30	2,703
5	Built Environment	855	138	37	1,030
6	Mathematical Sciences, IT and Computing	2,128	196	39	2,363
7	Business and Management	4,229	1,693	63	5,985
8	Social Sciences	1,827	475	100	2,402
9	Humanities	10,245	1,351	247	11,842
10	Art, Design and Performing Arts	1,737	246	35	2,018
11aa	Education ITT (QTS) - Primary	4	0	0	4
11ab1	- Secondary shortage	2	0	0	2
11ab2	- Secondary non-shortage	0	1	0	1
11b	Education (Non-QTS)	4,397	1,051	61	5,509
Total		32,138	7,536	901	40,575



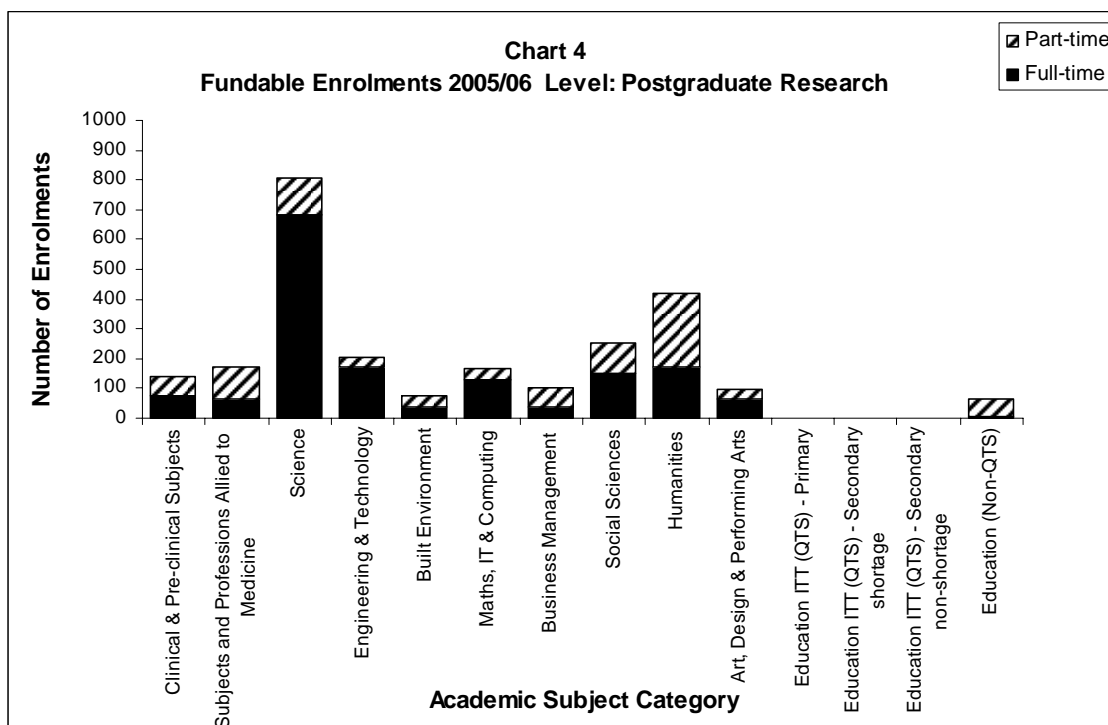


Table 6: Franchised Out Fundable Enrolments by ASC 2005/06

ASC	Full-time			Part-time		Total	
	Undergraduate Degree	Undergraduate Non-Degree	Postgraduate taught	Undergraduate	Postgraduate taught		
1	Clinical and Pre-clinical Subjects	0	0	0	0	0	
2	Subjects and Professions Allied to Medicine	40	169	0	751	959	
3	Science	15	243	0	722	980	
4	Engineering and Technology	2	40	0	612	654	
5	Built Environment	0	33	0	216	249	
6	Mathematical Sciences, IT and Computing	9	107	0	171	286	
7	Business and Management	28	126	0	654	149	956
8	Social Sciences	6	0	0	5	0	11
9	Humanities	46	60	0	26	0	132
10	Art, Design and Performing Arts	27	177	0	86	0	290
11aa	Education ITT (QTS) - Primary	0	0	0	0	0	0
11ab1	- Secondary shortage	0	0	0	0	0	0
11ab2	- Secondary non-shortage	0	0	0	0	0	0
11b	Education (Non-QTS)	0	16	0	1,765	21	1,802
Total		172	969	0	5,007	170	6,317

Table 7: Franchised Out Fundable Enrolments by Institution 2005/06

Institution	Full-time			Part-time		Total
	Undergraduate Degree	Undergraduate Non-Degree	Postgraduate taught	Undergraduate	Postgraduate taught	
University of Glamorgan	38	703	0	1,418	140	2,299
University of Wales Aberystwyth	0	0	0	21	0	21
University of Wales, Bangor	6	61	0	44	21	132
Cardiff University	0	0	0	0	0	0
University of Wales, Lampeter	61	0	0	15	0	76
University of Wales Swansea	0	0	0	0	0	0
University of Wales Institute, Cardiff	40	92	0	103	0	234
University of Wales, Newport	0	53	0	2,106	9	2,168
North East Wales Institute of Higher Education	20	33	0	1,300	0	1,353
Swansea Institute of Higher Education	0	0	0	0	0	0
Trinity College Carmarthen	0	0	0	0	0	0
Royal Welsh College of Music and Drama	7	28	0	0	0	35
Further Education Colleges	0	0	0	0	0	0
Total	172	969	0	5,007	170	6,317

Table 8: Initial Teacher Training Fundable Full-time Enrolments by Subject and Level 2005/06

Subject	Level		Total
	Undergraduate	Postgraduate Taught	
Education ITT (QTS) - Primary	1,902	476	2,378
- Secondary - Art	0	75	75
- Biology	1	62	63
- Business Studies	0	21	21
- Chemistry	0	30	30
- Design and Technology	122	69	191
- Drama	95	17	112
- English	0	123	123
- French	14	53	67
- General/Integrated Science	0	52	52
- Geography	0	50	50
- German	0	17	17
- History	0	79	79
- Information Technology	0	58	58
- Italian	0	3	3
- Mathematics	43	93	136
- Music	9	35	44
- Other Modern Languages	0	0	0
- Other Science	0	0	0
- Physical Education	0	96	96
- Physics	0	31	31
- Religious Education	0	38	38
- Spanish	0	15	15
- Welsh	17	46	63
- Outdoor Studies	0	4	4
Total	2,203	1,543	3,746

Table 9a: Full-time and Sandwich Year Out Taught Fundable Credit Values by ASC 2005/06

ASC	Undergraduate		Postgraduate Taught	Total	
	Degree	Non-degree			
1	Clinical and Pre-clinical Subjects	215,880	0	2,975	218,855
2	Subjects and Professions Allied to Medicine	182,888	32,918	41,529	257,335
3	Science	1,252,885	59,968	84,758	1,397,611
4	Engineering & Technology	363,571	31,527	8,202	403,300
5	Built Environment	102,340	8,603	15,870	126,813
6	Mathematical Sciences, IT & Computing	361,301	53,369	18,197	432,867
7	Business and Management	482,525	82,421	40,971	605,917
8	Social Sciences	792,943	14,232	82,132	889,307
9	Humanities	1,092,395	15,806	82,526	1,190,727
10	Art, Design & Performing Arts	658,717	71,065	16,490	746,272
11aa	Education ITT (QTS) - Primary	220,173	0	55,770	275,943
11ab1	- Secondary shortage	34,645	0	73,050	107,695
11ab2	- Secondary non-shortage	1,020	0	45,528	46,548
11b	Education (Non-QTS)	160,901	15,892	3,195	179,988
Total		5,922,183	385,801	571,193	6,879,177

Sandwich year out counted as 0.5 full-time equivalent credit values

Table 9b: Full-time and Sandwich Year Out Taught Fundable Credit Values by Institution 2005/06

Institution	Undergraduate		Postgraduate Taught	Total
	Degree	Non-degree		
University of Glamorgan	748,623	109,173	50,483	908,279
University of Wales Aberystwyth	679,490	13,320	60,900	753,710
University of Wales, Bangor	521,135	12,053	86,040	619,228
Cardiff University	1,518,130	0	164,745	1,682,875
University of Wales, Lampeter	85,664	8,750	15,740	110,154
University of Wales Swansea	795,912	4,080	45,127	845,119
University of Wales Institute, Cardiff	585,653	67,786	59,130	712,569
University of Wales, Newport	309,865	17,470	17,950	345,285
North East Wales Institute of Higher Education	208,599	43,025	3,640	255,264
Swansea Institute of Higher Education	247,382	79,764	49,548	376,694
Trinity College Carmarthen	137,875	0	13,360	151,235
Royal Welsh College of Music and Drama	56,715	3,360	4,530	64,605
Bridgend College	0	3,050	0	3,050
Coleg Sir Gâr	25,340	2,860	0	28,200
Coleg Llandrillo	1,800	10,030	0	11,830
Coleg Menai	0	0	0	0
Neath Port Talbot College	0	1,530	0	1,530
Coleg Morgannwg	0	8,590	0	8,590
Swansea College	0	960	0	960
Total	5,922,183	385,801	571,193	6,879,177

Sandwich year out counted as 0.5 full-time equivalent credit values

Table 9c: Part-time Taught Fundable Credit Values by ASC 2005/06

ASC		Undergraduate		Postgraduate Taught	Total
		Excluding Franchised Out	Franchised Out		
1	Clinical and Pre-Clinical Subjects	0	0	35,070	35,070
2	Subjects and Professions Allied to Medicine	111,663	35,400	51,370	198,433
3	Science	52,888	18,465	31,493	102,846
4	Engineering & Technology	94,127	38,579	10,523	143,229
5	Built Environment	42,409	14,825	7,016	64,250
6	Mathematical Sciences, IT & Computing	62,279	19,232	17,950	99,461
7	Business and Management	146,660	42,781	101,571	291,012
8	Social Sciences	65,639	5,674	31,294	102,607
9	Humanities	176,461	1,030	63,779	241,270
10	Art, Design & Performing Arts	57,224	5,855	20,779	83,858
11aa	Education ITT (QTS) - Primary	150	0	0	150
11ab1	- Secondary shortage	120	0	0	120
11ab2	- Secondary non-shortage	0	0	0	0
11b	Education (Non-QTS)	92,412	95,290	45,563	233,265
Total		902,032	277,131	416,408	1,595,571

Table 9d: Part-time Taught Fundable Credit Values by Institution 2005/06

Institution	Undergraduate		Postgraduate Taught	Total
	Excluding Franchised Out	Franchised Out		
University of Glamorgan	167,357	96,999	101,948	366,304
University of Wales Aberystwyth	37,205	1,290	17,770	56,265
University of Wales, Bangor	50,686	3,300	29,950	83,936
Cardiff University	85,570	0	87,770	173,340
University of Wales, Lampeter	63,157	860	26,820	90,837
University of Wales Swansea	55,498	0	25,796	81,294
University of Wales Institute, Cardiff	70,370	8,992	27,000	106,362
University of Wales, Newport	123,746	121,810	56,380	301,936
North East Wales Institute of Higher Education	108,623	43,880	10,820	163,323
Swansea Institute of Higher Education	77,685	0	22,924	100,609
Trinity College Carmarthen	20,900	0	5,250	26,150
Royal Welsh College of Music and Drama	0	0	3,980	3,980
Bridgend College	600	0	0	600
Coleg Sir Gâr	5,410	0	0	5,410
Coleg Llandrillo	30,042	0	0	30,042
Coleg Menai	1,380	0	0	1,380
Neath Port Talbot College	2,588	0	0	2,588
Coleg Morgannwg	840	0	0	840
Swansea College	375	0	0	375
Total	902,032	277,131	416,408	1,595,571

Table 10: Fundable and Funded Numbers/Credit Values 2005/06

Credit Values

Mode	Level	Fundable Credit Values	Funded Credit Values
Full-time and Sandwich Year Out*	Undergraduate Degree	5,922,183	5,859,740
	Undergraduate Non-degree	385,801	396,828
	Total Undergraduate	6,307,984	6,256,568
	Postgraduate Taught	571,193	614,952
Part-time	Undergraduate		
	excluding franchised out	902,032	787,279
	franchised out	277,131	251,424
	Total Undergraduate	1,179,163	1,038,703
	Postgraduate Taught	416,408	357,917
Total		8,474,748	8,268,140

*Sandwich year out counted as 0.5 full-time

Enrolments

Mode	Level	Enrolments	Funded Places
Full-time	Postgraduate Research	1,590	1,433
Part-time	Postgraduate Research	901	975

Table 11: Fundable Credit Values/Enrolments and Funded Credit Values/Places by Mode, Level and Institution 2005/06

Undergraduate

Institution	Full-time and Sandwich Year Out*		Part-time	
	Credit Values	Funded Credit Values	Credit Values	Funded Credit Values
University of Glamorgan	857,796	947,037	264,356	226,740
University of Wales, Aberystwyth	692,810	686,979	38,495	43,585
University of Wales, Bangor	533,188	526,421	53,986	47,710
Cardiff University	1,518,130	1,522,736	85,570	59,900
University of Wales, Lampeter	94,414	92,134	64,017	58,249
University of Wales Swansea	799,992	746,792	55,498	57,175
University of Wales Institute, Cardiff	653,439	621,439	79,362	65,580
University of Wales, Newport	327,335	289,179	245,556	231,833
North East Wales Institute of Higher Education	251,624	256,442	152,503	143,877
Swansea Institute of Higher Education	327,146	316,591	77,685	57,315
Trinity College Carmarthen	137,875	133,547	20,900	11,463
Royal Welsh College of Music and Drama	60,075	54,117	0	0
Bridgend College	3,050	2,472	600	0
Coleg Sir Gâr	28,200	27,193	5,410	5,614
Coleg Llandrillo	11,830	15,595	30,042	24,303
Coleg Menai	0	0	1,380	1,360
Neath Port Talbot College	1,530	1,320	2,588	1,950
Coleg Morgannwg	8,590	15,014	840	1,185
Swansea College	960	1,560	375	864
Total	6,307,984	6,256,568	1,179,163	1,038,703

*Sandwich year out counted as 0.5 full-time

Table 11 (continued) : Fundable Credit Values/Enrolments and Funded Credit Values/Places by Mode, Level and Institution 2005/06

Postgraduate Taught

Institution	Full-time		Part-time	
	Credit Values	Funded Credit Values	Credit Values	Funded Credit Values
University of Glamorgan	50,483	67,700	101,948	122,137
University of Wales, Aberystwyth	60,900	76,281	17,770	17,340
University of Wales, Bangor	86,040	92,430	29,950	14,366
Cardiff University	164,745	154,012	87,770	47,035
University of Wales, Lampeter	15,740	9,654	26,820	21,000
University of Wales Swansea	45,127	47,414	25,796	23,342
University of Wales Institute, Cardiff	59,130	62,897	27,000	21,473
University of Wales, Newport	17,950	15,040	56,380	52,564
North East Wales Institute of Higher Education	3,640	2,540	10,820	14,951
Swansea Institute of Higher Education	49,548	66,821	22,924	15,441
Trinity College Carmarthen	13,360	14,758	5,250	5,705
Royal Welsh College of Music and Drama	4,530	5,405	3,980	2,563
Further Education Colleges	0	0	0	0
Total	571,193	614,952	416,408	357,917

Postgraduate Research

Institution	Full-time		Part-time	
	Enrolments	Funded Places	Enrolments	Funded Places
University of Glamorgan	130	109	213	228
University of Wales, Aberystwyth	180	144	42	45
University of Wales, Bangor	251	143	92	122
Cardiff University	686	701	314	303
University of Wales, Lampeter	24	29	61	71
University of Wales Swansea	279	272	135	143
University of Wales Institute, Cardiff	24	17	43	44
University of Wales, Newport	9	14	0	10
North East Wales Institute of Higher Education	2	2	0	2
Swansea Institute of Higher Education	5	2	1	7
Trinity College Carmarthen	0	0	0	0
Royal Welsh College of Music and Drama	0	0	0	0
Further Education Colleges	0	0	0	0
Total	1,590	1,433	901	975

Table 12: Growth in Fundable Credit Values/Enrolments by Level of Study 2004/05 to 2005/06

Credit Values

Mode	Level	2004/05	2005/06	% change
Full-time and Sandwich Year Out*	Undergraduate Degree	5,823,152	5,922,183	1.7
	Undergraduate Non-degree	383,759	385,801	0.5
	Total Undergraduate	6,206,911	6,307,984	1.6
	Postgraduate Taught	602,454	571,193	-5.2
Part-time	Undergraduate			
	excluding franchised out	926,414	902,032	-2.6
	franchised out	297,946	277,131	-7.0
	Total Undergraduate	1,224,360	1,179,163	-3.7
	Postgraduate Taught	428,064	416,408	-2.7
Total		8,461,789	8,474,748	0.2

*Sandwich year out counted as 0.5 full-time

Enrolments

Mode	Level	2004/05	2005/06	% change
Full-time	Postgraduate Research	1,509	1,590	5.4
Part-time	Postgraduate Research	852	901	5.8

Table 13: Growth in Fundable Credit Values/Enrolments by ASC 2004/05 to 2005/06

Credit Values

Full-time and Sandwich Year Out Taught*

ASC		2004/05	2005/06	% change
1	Clinical and Pre-clinical Subjects	199,260	218,855	9.8
2	Subjects and Professions Allied to Medicine	249,463	257,335	3.2
3	Science	1,380,766	1,397,611	1.2
4	Engineering & Technology	399,440	403,300	1.0
5	Built Environment	134,895	126,813	-6.0
6	Mathematical Sciences, IT & Computing	469,437	432,867	-7.8
7	Business and Management	622,086	605,917	-2.6
8	Social Sciences	899,823	889,307	-1.2
9	Humanities	1,150,557	1,190,727	3.5
10	Art, Design & Performing Arts	716,524	746,272	4.2
11aa	Education ITT (QTS) - Primary	282,740	275,943	-2.4
11ab1	- Secondary shortage	105,626	107,695	2.0
11ab2	- Secondary non-shortage	45,072	46,548	3.3
11b	Education (Non-QTS)	153,676	179,988	17.1
Total		6,809,365	6,879,178	1.0

*Sandwich year out counted as 0.5 full-time

Part-time Taught

ASC		2004/05	2005/06	% change
1	Clinical and Pre-clinical Subjects	54,705	35,070	-35.9
2	Subjects and Professions Allied to Medicine	204,603	198,433	-3.0
3	Science	89,421	102,846	15.0
4	Engineering & Technology	159,950	143,229	-10.5
5	Built Environment	55,998	64,250	14.7
6	Mathematical Sciences, IT & Computing	127,979	99,461	-22.3
7	Business and Management	296,142	291,012	-1.7
8	Social Sciences	107,326	102,607	-4.4
9	Humanities	233,796	241,270	3.2
10	Art, Design & Performing Arts	76,001	83,858	10.3
11aa	Education ITT (QTS) - Primary	0	150	-
11ab1	- Secondary shortage	120	120	0.0
11ab2	- Secondary non-shortage	0	0	-
11b	Education (Non-QTS)	246,383	233,265	-5.3
Total		1,652,424	1,595,571	-3.4

Enrolments

Full-time Postgraduate Research

ASC		2004/05	2005/06	% change
1	Clinical and Pre-clinical Subjects	77	73	-5.2
2	Subjects and Professions Allied to Medicine	49	67	35.7
3	Science	616	685	11.2
4	Engineering & Technology	162	173	6.8
5	Built Environment	37	37	1.4
6	Mathematical Sciences, IT & Computing	133	128	-3.8
7	Business and Management	33	37	12.1
8	Social Sciences	135	152	12.6
9	Humanities	200	171	-14.5
10	Art, Design & Performing Arts	61	62	1.6
11b	Education (Non-ITT)	6	5	-16.7
Total		1,509	1,590	5.4

Part-time Postgraduate Research

ASC		2004/05	2005/06	% change
1	Clinical and Pre-clinical Subjects	50	66	32.0
2	Subjects and Professions Allied to Medicine	89	103	15.7
3	Science	120	120	0.0
4	Engineering & Technology	22	30	36.4
5	Built Environment	40	37	-7.5
6	Mathematical Sciences, IT & Computing	38	39	2.6
7	Business and Management	59	63	6.8
8	Social Sciences	87	100	14.9
9	Humanities	238	247	3.8
10	Art, Design & Performing Arts	51	35	-31.4
11b	Education (Non-ITT)	58	61	5.2
Total		852	901	5.8

Table 14: Growth in Fundable Undergraduate Part-time Franchised Out Credit Values 2004/05 to 2005/06

ASC		2004/05	2005/06	% change
1	Clinical and Pre-clinical Subjects	0	0	0.0
2	Subjects and Professions Allied to Medicine	28,309	35,400	25.0
3	Science	16,522	18,465	11.8
4	Engineering & Technology	40,196	38,579	-4.0
5	Built Environment	13,723	14,825	8.0
6	Mathematical Sciences, IT & Computing	27,731	19,232	-30.6
7	Business and Management	53,163	42,781	-19.5
8	Social Sciences	7,865	5,674	-27.9
9	Humanities	1,686	1,030	-38.9
10	Art, Design & Performing Arts	7,868	5,855	-25.6
11aa	Education ITT (QTS) - Primary	0	0	0.0
11ab1	- Secondary shortage	0	0	0.0
11ab2	- Secondary non-shortage	0	0	0.0
11b	Education (Non-QTS)	100,883	95,290	-5.5
Total		297,946	277,131	-7.0

DATA SOURCES AND DEFINITIONS

Data Sources for Tables and Charts

All enrolments (with the exception of Table 8) are consistent with the registrations collected in EYM Tables 3, 4 and 5 (i.e. registrations for the full year after deduction of enrolments that were counted as non-completions for the purposes of the EYM surveys). In order to count as a completion the student must complete the year of study or the full course. Note, however, that where full-time taught students are enrolled on a semesterised programme and they have completed the first semester only, or, they are enrolled on a programme which is not semesterised and they have completed the first four months, they are counted as 0.5 of an FTE (see EYM Annex G paragraph 15 for more information). Table 8 shows the ITT (QTS) enrolment data consistent with column 1 of EYM Table 2 (i.e. registrations between 1 August and 1 November only) and reflects the method used for the funding of ITT (QTS).

Enrolments on CE courses are included in the tables, and, unless otherwise stated or shown separately, figures include franchised out provision.

All enrolment counts are shown as whole numbers in the tables, therefore, in some cases, the numbers do not add to the totals because of rounding.

All credit values are consistent with data collected in EYM Tables 1a, 1b, 1c and 5 (i.e. credit values for the full year after deduction of credit values that were counted as non-completions for the purposes of the EYM surveys). In order to count as a completion the credit values must be associated with modules or units that were completed. Note, however, that where full-time taught students are enrolled on a semesterised programme and they have completed the requirements for the module for the first semester only, or, they are enrolled on a programme which is not semesterised and they have completed the requirements for the module for the first four months, the associated credit values are counted as completed (see EYM Annex H paragraph 20 for more information).

Table 1

Source: EYM 2005/06
Contents: All enrolments.

Tables 2 to 5 and Charts 1-4

Source: EYM 2005/06
Contents: Fundable enrolments.

Tables 6 and 7

Source: EYM 2005/06
Contents: Franchised out fundable enrolments for all modes and levels of study for which there were franchise arrangements.

Table 8

Source: EYM 2005/06
Contents: Fundable full-time ITT (QTS) enrolments.

Tables 9a and 9b

Source: EYM 2005/06
Contents: Full-time and sandwich year out taught fundable credit values.

Tables 9c and 9d

Source: EYM 2005/06

Contents: Part-time taught fundable credit values

Tables 10 and 11

Source: EYM 2005/06 and 2005/06 funded credit values/places allocations
Contents: Fundable credit values/enrolments and funded credit values/places. Sandwich year out counted as 0.5 FTE.

Tables 12 and 13

Source: EYM 2004/05 and EYM 2005/06
Contents: Fundable credit values/enrolments. Sandwich year out counted as 0.5 FTE.

Table 14

Source: EYM 2004/05 and EYM 2005/06
Contents: Fundable undergraduate part-time franchised out credit values.

Tables in Appendix 2

Table A1

Source: EYM 2005/06
Contents: All full-time enrolments.

Table A2

Source: EYM 2005/06
Contents: All sandwich year out enrolments.

Table A3

Source: EYM 2005/06
Contents: All part-time enrolments except undergraduate franchised out.

Table A4a

Source: EYM 2005/06
Contents: All part-time undergraduate franchised out enrolments.

Table A4b

Source: EYM 2005/06
Contents: All part-time undergraduate franchised out credit values.

Table A5

Source: EYM 2005/06
Contents: All enrolments.

Table A6a

Source: EYM 2005/06
Contents: Fundable enrolments.

Table A6b

Source: EYM 2005/06
Contents: Fundable credit values.

Table A7

Source: Annual Schedule 2005/06 for HEIs (W05/53HE) and Funding Agreements 2005/06 for FEIs (W05/54HE) (taught provision). Statistics for 2005/06 funding for HEIs (PGR provision).

Contents: Funded credit values/places.

Tables B1a

Source: EYM 2005/06

Contents: Fundable enrolments. Sandwich year out counted as 0.5 FTE.

Tables B1b

Source: EYM 2005/06

Contents: Fundable credit values. Sandwich year out counted as 0.5 FTE.

Tables B2a

Source: EYM 2005/06

Contents: Undergraduate fundable enrolments. Sandwich year out counted as 0.5 FTE.

Tables B2b

Source: EYM 2005/06

Contents: Undergraduate fundable credit values. Sandwich year out counted as 0.5 FTE.

Tables B3a

Source: EYM 2005/06

Contents: Postgraduate taught fundable enrolments.

Tables B3b

Source: EYM 2005/06

Contents: Postgraduate taught fundable credit values.

Tables B4

Source: EYM 2005/06

Contents: Postgraduate research fundable enrolments.

Tables C1-C11b

Source: EYM 2005/06

Contents: Fundable enrolments.

Table D

Source: EYM 2005/06

Contents: All franchised out enrolments and credit values.

Table E

Source: EYM 2004/05 and EYM 2005/06

Contents: Fundable credit values/enrolments. Sandwich year out counted as 0.5 FTE.

Abbreviations

FT	Full-time
SWYO	Sandwich year out
PT	Part-time
FO	Franchised out (part-time undergraduate)
CE	Mainstreamed Continuing Education
UG	Undergraduate
PGT	Postgraduate taught
PGR	Postgraduate research
ASC	Academic subject category
FTE	Full-time equivalent
QTS	Qualified Teacher Status
ITT	Initial teacher training

TABLES AND CHARTS RELATING TO INSTITUTIONS

Table A1:	Full-time Enrolments by Level of Study and Funding Category 2005/06
Table A2:	Sandwich Year Out Enrolments by Level of Study and Funding Category 2005/06
Table A3:	Part-time Enrolments (excluding Undergraduate Franchised Out) by Level of Study and Funding Category 2005/06
Table A4a:	Part-time Undergraduate Franchised Out Enrolments by Funding Category 2005/06
Table A4b:	Part-time Undergraduate Franchised Out Credit Values by Funding Category 2005/06
Table A5:	All Enrolments by Mode of Study and Level of Study 2005/06
Table A6a:	Fundable Enrolments by Mode of Study and Level of Study 2005/06
Table A6b:	Fundable Credit Values by Mode of Study and Level of Study 2005/06
Table A7:	Funded Credit Values/Places by Mode of Study and Level of Study 2005/06
Table B1a:	Fundable Enrolments by ASC for Each Institution by Mode of Study 2005/06
Table B1b:	Fundable Credit Values by ASC for Each Institution by Mode of Study 2005/06
Table B2a:	Undergraduate Fundable Enrolments by ASC for Each Institution by Mode of Study 2005/06
Table B2b:	Undergraduate Fundable Credit Values by ASC for Each Institution by Mode of Study 2005/06
Table B3a:	Postgraduate Taught Fundable Enrolments by ASC for Each Institution by Mode of Study 2005/06
Table B3b:	Postgraduate Taught Fundable Credit Values by ASC for Each Institution by Mode of Study 2005/06
Table B4:	Postgraduate Research Fundable Enrolments by ASC for Each Institution by Mode of Study 2005/06
Table C1-C11b:	Number of Fundable Enrolments 2005/06 for each ASC
Table D:	All Franchised Out Higher Education Courses in 2005/06 by Franchisor
Table E:	Growth in Fundable Credit Values/Enrolments 2004/05 to 2005/06 within Funding Cells by Institution

Table A1

Full-time Enrolments by Level of Study and Funding Category 2005/06

Institution	Level of Study	Funding Category			Total
		Home and EC Fundable	Home and EC Non Fundable	Island and Overseas	
University of Glamorgan	UG degree	6,449	1,026	498	7,972
	UG non-degree	943	300	121	1,363
	PGT	377	2	612	990
	PGR	130	0	68	198
University of Wales, Aberystwyth	UG degree	5,651	0	226	5,877
	UG non-degree	95	0	2	97
	PGT	422	0	100	522
	PGR	180	0	56	236
University of Wales, Bangor	UG degree	4,235	709	268	5,211
	UG non-degree	99	71	3	172
	PGT	578	33	112	723
	PGR	251	0	102	353
Cardiff University	UG degree	12,387	1,719	1,108	15,214
	UG non-degree	0	0	0	0
	PGT	1,195	0	864	2,059
	PGR	686	0	271	957
University of Wales, Lampeter	UG degree	735	0	139	874
	UG non-degree	75	0	15	90
	PGT	116	0	33	149
	PGR	24	6	58	88
University of Wales Swansea	UG degree	6,657	873	467	7,997
	UG non-degree	34	88	7	129
	PGT	281	63	246	590
	PGR	279	9	100	388
University of Wales Institute, Cardiff	UG degree	4,923	281	217	5,421
	UG non-degree	584	0	25	609
	PGT	481	30	427	938
	PGR	24	17	36	77
University of Wales, Newport	UG degree	2,626	105	81	2,812
	UG non-degree	159	0	6	165
	PGT	118	0	110	228
	PGR	9	13	7	29
North East Wales Institute of Higher Education	UG degree	1,789	359	79	2,227
	UG non-degree	377	10	3	390
	PGT	31	5	45	81
	PGR	2	21	10	33
Swansea Institute of Higher Education	UG degree	2,073	0	58	2,131
	UG non-degree	681	0	26	707
	PGT	417	0	13	430
	PGR	5	6	1	12
Trinity College Carmarthen	UG degree	1,159	0	12	1,171
	UG non-degree	0	0	0	0
	PGT	108	0	5	113
	PGR	0	0	0	0
Royal Welsh College of Music and Drama	UG degree	469	0	11	480
	UG non-degree	28	0	0	28
	PGT	38	0	2	40
	PGR	0	0	0	0
Bridgend College	UG degree	0	0	0	0
	UG non-degree	26	0	0	26
	PGT	0	0	0	0
	PGR	0	0	0	0
Coleg Sir Gâr	UG degree	211	0	0	211
	UG non-degree	24	0	0	24
	PGT	0	0	0	0
	PGR	0	0	0	0
Coleg Llandrillo	UG degree	15	0	3	18
	UG non-degree	88	0	15	103
	PGT	0	0	0	0
	PGR	0	0	0	0
Coleg Menai	UG degree	0	0	0	0
	UG non-degree	0	0	0	0
	PGT	0	0	0	0
	PGR	0	0	0	0
Neath Port Talbot College	UG degree	0	0	0	0
	UG non-degree	15	0	0	15
	PGT	0	0	0	0
	PGR	0	0	0	0
Coleg Morgannwg	UG degree	0	0	0	0
	UG non-degree	78	0	0	78
	PGT	0	0	0	0
	PGR	0	0	0	0
Swansea College	UG degree	0	0	0	0
	UG non-degree	8	0	0	8
	PGT	0	0	0	0
	PGR	0	0	0	0
Total	UG degree	49,377	5,071	3,167	57,615
	UG non-degree	3,313	468	223	4,004
	PGT	4,161	133	2,568	6,862
	PGR	1,590	72	709	2,371
Total		58,440	5,744	6,667	70,851

Table A2

Sandwich Year Out Enrolments by Level of Study and Funding Category 2005/06

Institution	Level of Study	Funding Category			Total
		Home and EC Fundable	Home and EC Non Fundable	Island and Overseas	
University of Glamorgan	UG degree	119	0	6	125
	UG non-degree	0	0	0	0
	PGT	0	0	0	0
	PGR	0	0	0	0
University of Wales, Aberystwyth	UG degree	80	0	1	81
	UG non-degree	32	0	0	32
	PGT	0	0	0	0
	PGR	0	0	0	0
University of Wales, Bangor	UG degree	45	0	0	45
	UG non-degree	0	0	0	0
	PGT	0	0	0	0
	PGR	0	0	0	0
Cardiff University	UG degree	291	0	15	306
	UG non-degree	0	0	0	0
	PGT	0	0	0	0
	PGR	0	0	0	0
University of Wales, Lampeter	UG degree	0	0	0	0
	UG non-degree	0	0	0	0
	PGT	0	0	0	0
	PGR	0	0	0	0
University of Wales Swansea	UG degree	100	0	0	100
	UG non-degree	0	0	0	0
	PGT	0	0	0	0
	PGR	0	0	0	0
University of Wales Institute, Cardiff	UG degree	60	0	5	65
	UG non-degree	2	0	1	3
	PGT	0	0	0	0
	PGR	0	0	0	0
University of Wales, Newport	UG degree	0	0	0	0
	UG non-degree	0	0	0	0
	PGT	0	0	0	0
	PGR	0	0	0	0
North East Wales Institute of Higher Education	UG degree	0	0	0	0
	UG non-degree	0	0	0	0
	PGT	0	0	0	0
	PGR	0	0	0	0
Swansea Institute of Higher Education	UG degree	9	0	0	9
	UG non-degree	0	0	0	0
	PGT	0	0	0	0
	PGR	0	0	0	0
Trinity College Carmarthen	UG degree	0	0	0	0
	UG non-degree	0	0	0	0
	PGT	0	0	0	0
	PGR	0	0	0	0
Royal Welsh College of Music and Drama	UG degree	0	0	0	0
	UG non-degree	0	0	0	0
	PGT	0	0	0	0
	PGR	0	0	0	0
Bridgend College	UG degree	0	0	0	0
	UG non-degree	0	0	0	0
	PGT	0	0	0	0
	PGR	0	0	0	0
Coleg Sir Gâr	UG degree	0	0	0	0
	UG non-degree	0	0	0	0
	PGT	0	0	0	0
	PGR	0	0	0	0
Coleg Llandrillo	UG degree	0	0	0	0
	UG non-degree	0	0	0	0
	PGT	0	0	0	0
	PGR	0	0	0	0
Coleg Menai	UG degree	0	0	0	0
	UG non-degree	0	0	0	0
	PGT	0	0	0	0
	PGR	0	0	0	0
Neath Port Talbot College	UG degree	0	0	0	0
	UG non-degree	0	0	0	0
	PGT	0	0	0	0
	PGR	0	0	0	0
Coleg Morgannwg	UG degree	0	0	0	0
	UG non-degree	0	0	0	0
	PGT	0	0	0	0
	PGR	0	0	0	0
Swansea College	UG degree	0	0	0	0
	UG non-degree	0	0	0	0
	PGT	0	0	0	0
	PGR	0	0	0	0
Total	UG degree	704	0	27	731
	UG non-degree	34	0	1	35
	PGT	0	0	0	0
	PGR	0	0	0	0
Total		738	0	28	766

Table A3

Part-time Enrolments (Excluding Undergraduate Franchised Out) by Level of Study and Funding Category 2005/06

Institution	Level of Study	Funding Category			Total
		Home and EC Fundable	Home and EC Non Fundable	Island and Overseas	
University of Glamorgan	UG	6,119	314	214	6,647
	PGT	1,616	46	187	1,849
	PGR	213	0	17	230
University of Wales, Aberystwyth	UG	1,924	0	172	2,096
	PGT	679	0	79	758
	PGR	42	0	12	54
University of Wales, Bangor	UG	1,522	124	6	1,652
	PGT	505	0	37	542
	PGR	92	9	16	117
Cardiff University	UG	4,599	199	3	4,801
	PGT	1,752	71	361	2,184
	PGR	314	0	59	373
University of Wales, Lampeter	UG	1,938	0	35	1,973
	PGT	396	0	123	519
	PGR	61	10	38	109
University of Wales Swansea	UG	2,101	618	0	2,719
	PGT	367	0	7	374
	PGR	135	5	17	157
University of Wales Institute, Cardiff	UG	1,026	0	2	1,028
	PGT	417	2	12	431
	PGR	43	39	3	85
University of Wales, Newport	UG	2,269	0	5	2,274
	PGT	948	0	5	953
	PGR	0	7	0	7
North East Wales Institute of Higher Education	UG	2,491	135	613	3,239
	PGT	193	41	23	257
	PGR	0	23	1	24
Swansea Institute of Higher Education	UG	1,390	20	6	1,416
	PGT	512	18	14	544
	PGR	1	31	1	33
Trinity College Carmarthen	UG	660	0	0	660
	PGT	93	0	0	93
	PGR	0	0	0	0
Royal Welsh College of Music and Drama	UG	0	0	0	0
	PGT	58	0	7	65
	PGR	0	0	0	0
Bridgend College	UG	10	0	0	10
	PGT	0	0	0	0
	PGR	0	0	0	0
Coleg Sir Gâr	UG	85	0	0	85
	PGT	0	0	0	0
	PGR	0	0	0	0
Coleg Llandrillo	UG	908	0	0	908
	PGT	0	0	0	0
	PGR	0	0	0	0
Coleg Menai	UG	21	0	0	21
	PGT	0	0	0	0
	PGR	0	0	0	0
Neath Port Talbot College	UG	47	0	0	47
	PGT	0	0	0	0
	PGR	0	0	0	0
Coleg Morgannwg	UG	17	0	0	17
	PGT	0	0	0	0
	PGR	0	0	0	0
Swansea College	UG	5	0	0	5
	PGT	0	0	0	0
	PGR	0	0	0	0
Total	UG	27,131	1,410	1,056	29,597
	PGT	7,536	178	855	8,569
	PGR	901	124	164	1,189
	Total	35,568	1,712	2,075	39,355

Table A4a

Part-time Undergraduate Franchised Out Enrolments by Funding Category 2005/06

Institution	Funding Category			Total
	Home and EC Fundable	Home and EC Non Fundable	Island and Overseas	
University of Glamorgan	1,418	55	9	1,482
University of Wales, Aberystwyth	21	0	0	21
University of Wales, Bangor	44	0	0	44
Cardiff University	0	0	0	0
University of Wales, Lampeter	15	0	0	15
University of Wales Swansea	0	0	0	0
University of Wales, Institute Cardiff	103	0	0	103
University of Wales, Newport	2,106	113	0	2,219
North East Wales Institute of Higher Education	1,300	35	0	1,335
Swansea Institute of Higher Education	0	0	0	0
Trinity College Carmarthen	0	0	0	0
Royal Welsh College of Music and Drama	0	0	0	0
Further Education Colleges	0	0	0	0
Total	5,007	203	9	5,219

Table A4b

Part-time Undergraduate Franchised Out Credit Values by Funding Category 2005/06

Institution	Funding Category			Total
	Home and EC Fundable	Home and EC Non Fundable	Island and Overseas	
University of Glamorgan	96,999	3,900	830	101,729
University of Wales, Aberystwyth	1,290	0	0	1,290
University of Wales, Bangor	3,300	0	0	3,300
Cardiff University	0	0	0	0
University of Wales, Lampeter	860	0	0	860
University of Wales Swansea	0	0	0	0
University of Wales, Institute Cardiff	8,992	0	0	8,992
University of Wales, Newport	121,809	7,085	0	128,894
North East Wales Institute of Higher Education	43,880	890	0	44,770
Swansea Institute of Higher Education	0	0	0	0
Trinity College Carmarthen	0	0	0	0
Royal Welsh College of Music and Drama	0	0	0	0
Further Education Colleges	0	0	0	0
Total	277,130	11,875	830	289,835

Table A5

All Enrolments by Mode of Study and Level of Study 2005/06

Institution	Level of Study	Full-time	Sandwich Year Out	Part-time (excluding UG FO)	Franchised Out (Part-time UG)	Total
University of Glamorgan	UG degree	7,972	125	6,647	1,482	16,226
	UG non-degree	1,363	0	0	0	1,363
	PGT	990	0	1,849	0	2,839
	PGR	198	0	230	0	428
University of Wales, Aberystwyth	UG degree	5,877	81	2,096	21	8,075
	UG non-degree	97	32	0	0	129
	PGT	522	0	758	0	1,280
	PGR	236	0	54	0	290
University of Wales, Bangor	UG degree	5,211	45	1,652	44	6,952
	UG non-degree	172	0	0	0	172
	PGT	723	0	542	0	1,265
	PGR	353	0	117	0	470
Cardiff University	UG degree	15,214	306	4,801	0	20,321
	UG non-degree	0	0	0	0	0
	PGT	2,059	0	2,184	0	4,243
	PGR	957	0	373	0	1,330
University of Wales, Lampeter	UG degree	874	0	1,973	15	2,862
	UG non-degree	90	0	0	0	90
	PGT	149	0	519	0	668
	PGR	88	0	109	0	197
University of Wales Swansea	UG degree	7,997	100	2,719	0	10,816
	UG non-degree	129	0	0	0	129
	PGT	590	0	374	0	964
	PGR	388	0	157	0	545
University of Wales Institute, Cardiff	UG degree	5,421	65	1,028	103	6,617
	UG non-degree	609	3	0	0	612
	PGT	938	0	431	0	1,369
	PGR	77	0	85	0	162
University of Wales, Newport	UG degree	2,812	0	2,274	2,219	7,305
	UG non-degree	165	0	0	0	165
	PGT	228	0	953	0	1,181
	PGR	29	0	7	0	36
North East Wales Institute of Higher Education	UG degree	2,227	0	3,239	1,335	6,801
	UG non-degree	390	0	0	0	390
	PGT	81	0	257	0	338
	PGR	33	0	24	0	57
Swansea Institute of Higher Education	UG degree	2,131	9	1,416	0	3,556
	UG non-degree	707	0	0	0	707
	PGT	430	0	544	0	974
	PGR	12	0	33	0	45
Trinity College Carmarthen	UG degree	1,171	0	660	0	1,831
	UG non-degree	0	0	0	0	0
	PGT	113	0	93	0	206
	PGR	0	0	0	0	0
Royal Welsh College of Music and Drama	UG degree	480	0	0	0	480
	UG non-degree	28	0	0	0	28
	PGT	40	0	65	0	105
	PGR	0	0	0	0	0
Bridgend College	UG degree	0	0	10	0	10
	UG non-degree	26	0	0	0	26
	PGT	0	0	0	0	0
	PGR	0	0	0	0	0
Coleg Sir Gâr	UG degree	211	0	85	0	296
	UG non-degree	24	0	0	0	24
	PGT	0	0	0	0	0
	PGR	0	0	0	0	0
Coleg Llandrillo	UG degree	18	0	908	0	926
	UG non-degree	103	0	0	0	103
	PGT	0	0	0	0	0
	PGR	0	0	0	0	0
Coleg Menai	UG degree	0	0	21	0	21
	UG non-degree	0	0	0	0	0
	PGT	0	0	0	0	0
	PGR	0	0	0	0	0
Neath Port Talbot College	UG degree	0	0	47	0	47
	UG non-degree	15	0	0	0	15
	PGT	0	0	0	0	0
	PGR	0	0	0	0	0
Coleg Morgannwg	UG degree	0	0	17	0	17
	UG non-degree	78	0	0	0	78
	PGT	0	0	0	0	0
	PGR	0	0	0	0	0
Swansea College	UG degree	0	0	5	0	5
	UG non-degree	8	0	0	0	8
	PGT	0	0	0	0	0
	PGR	0	0	0	0	0
Total	UG degree	57,615	731	29,597	5,219	93,162
	UG non-degree	4,004	35	0	0	4,039
	PGT	6,862	0	8,569	0	15,431
	PGR	2,371	0	1,189	0	3,560
Total		70,851	766	39,355	5,219	116,191

Table A6a

Fundable Enrolments by Mode of Study and Level of Study 2005/06

Institution	Level of Study	Full-time	Sandwich Year Out	Part-time (excluding UG FO)	Franchised Out (Part-time UG)	Total
University of Glamorgan	UG degree	6,449	119	6,119	1,418	14,105
	UG non-degree	943	0	0	0	943
	PGT	377	0	1,616	0	1,993
	PGR	130	0	213	0	343
University of Wales, Aberystwyth	UG degree	5,651	80	1,924	21	7,676
	UG non-degree	95	32	0	0	127
	PGT	422	0	679	0	1,101
	PGR	180	0	42	0	222
University of Wales, Bangor	UG degree	4,235	45	1,522	44	5,845
	UG non-degree	99	0	0	0	99
	PGT	578	0	505	0	1,083
	PGR	251	0	92	0	343
Cardiff University	UG degree	12,387	291	4,599	0	17,277
	UG non-degree	0	0	0	0	0
	PGT	1,195	0	1,752	0	2,947
	PGR	686	0	314	0	1,000
University of Wales, Lampeter	UG degree	735	0	1,938	15	2,688
	UG non-degree	75	0	0	0	75
	PGT	116	0	396	0	512
	PGR	24	0	61	0	85
University of Wales Swansea	UG degree	6,657	100	2,101	0	8,858
	UG non-degree	34	0	0	0	34
	PGT	281	0	367	0	648
	PGR	279	0	135	0	414
University of Wales Institute, Cardiff	UG degree	4,923	60	1,026	103	6,112
	UG non-degree	584	2	0	0	586
	PGT	481	0	417	0	898
	PGR	24	0	43	0	67
University of Wales, Newport	UG degree	2,626	0	2,269	2,106	7,001
	UG non-degree	159	0	0	0	159
	PGT	118	0	948	0	1,066
	PGR	9	0	0	0	9
North East Wales Institute of Higher Education	UG degree	1,789	0	2,491	1,300	5,580
	UG non-degree	377	0	0	0	377
	PGT	31	0	193	0	224
	PGR	2	0	0	0	2
Swansea Institute of Higher Education	UG degree	2,073	9	1,390	0	3,472
	UG non-degree	681	0	0	0	681
	PGT	417	0	512	0	929
	PGR	5	0	1	0	6
Trinity College Carmarthen	UG degree	1,159	0	660	0	1,819
	UG non-degree	0	0	0	0	0
	PGT	108	0	93	0	201
	PGR	0	0	0	0	0
Royal Welsh College of Music and Drama	UG degree	469	0	0	0	469
	UG non-degree	28	0	0	0	28
	PGT	38	0	58	0	96
	PGR	0	0	0	0	0
Bridgend College	UG degree	0	0	10	0	10
	UG non-degree	26	0	0	0	26
	PGT	0	0	0	0	0
	PGR	0	0	0	0	0
Coleg Sir Gâr	UG degree	211	0	85	0	296
	UG non-degree	24	0	0	0	24
	PGT	0	0	0	0	0
	PGR	0	0	0	0	0
Coleg Llandrillo	UG degree	15	0	908	0	923
	UG non-degree	88	0	0	0	88
	PGT	0	0	0	0	0
	PGR	0	0	0	0	0
Coleg Menai	UG degree	0	0	21	0	21
	UG non-degree	0	0	0	0	0
	PGT	0	0	0	0	0
	PGR	0	0	0	0	0
Neath Port Talbot College	UG degree	0	0	47	0	47
	UG non-degree	15	0	0	0	15
	PGT	0	0	0	0	0
	PGR	0	0	0	0	0
Colrg Morgannwg	UG degree	0	0	17	0	17
	UG non-degree	78	0	0	0	78
	PGT	0	0	0	0	0
	PGR	0	0	0	0	0
Swansea College	UG degree	0	0	5	0	5
	UG non-degree	8	0	0	0	8
	PGT	0	0	0	0	0
	PGR	0	0	0	0	0
Total	UG degree	49,377	704	27,131	5,007	82,219
	UG non-degree	3,313	34	0	0	3,347
	PGT	4,161	0	7,536	0	11,697
	PGR	1,590	0	901	0	2,491
Total		58,440	738	35,568	5,007	99,753

Table A6b

Fundable Credit Values by Mode of Study and Level of Study 2005/06

Institution	Level of Study	Full-time	Sandwich Year Out	Part-time (excluding UG FO)	Franchised Out (Part-time UG)	Total
University of Glamorgan	UG degree	741,623	7,000	167,357	96,999	1,012,979
	UG non-degree	109,173	0	0	0	109,173
	PGT	50,483	0	101,948	0	152,431
University of Wales, Aberystwyth	UG degree	674,690	4,800	37,205	1,290	717,985
	UG non-degree	11,400	1,920	0	0	13,320
	PGT	60,900	0	17,770	0	78,670
University of Wales, Bangor	UG degree	518,435	2,700	50,686	3,300	575,121
	UG non-degree	12,053	0	0	0	12,053
	PGT	86,040	0	29,950	0	115,990
Cardiff University	UG degree	1,500,670	17,460	85,570	0	1,603,700
	UG non-degree	0	0	0	0	0
	PGT	164,745	0	87,770	0	252,515
University of Wales, Lampeter	UG degree	85,664	0	63,157	860	149,681
	UG non-degree	8,750	0	0	0	8,750
	PGT	15,740	0	26,820	0	42,560
University of Wales Swansea	UG degree	789,852	6,060	55,498	0	851,410
	UG non-degree	4,080	0	0	0	4,080
	PGT	45,127	0	25,796	0	70,923
University of Wales Institute, Cardiff	UG degree	582,053	3,600	70,370	8,992	665,015
	UG non-degree	67,666	120	0	0	67,786
	PGT	59,130	0	27,000	0	86,130
University of Wales, Newport	UG degree	309,865	0	123,746	121,810	555,421
	UG non-degree	17,470	0	0	0	17,470
	PGT	17,950	0	56,380	0	74,330
North East Wales Institute of Higher Education	UG degree	208,599	0	108,623	43,880	361,102
	UG non-degree	43,025	0	0	0	43,025
	PGT	3,640	0	10,820	0	14,460
Swansea Institute of Higher Education	UG degree	246,842	540	77,685	0	325,067
	UG non-degree	79,764	0	0	0	79,764
	PGT	49,548	0	22,924	0	72,472
Trinity College Carmarthen	UG degree	137,875	0	20,900	0	158,775
	UG non-degree	0	0	0	0	0
	PGT	13,360	0	5,250	0	18,610
Royal Welsh College of Music and Drama	UG degree	56,715	0	0	0	56,715
	UG non-degree	3,360	0	0	0	3,360
	PGT	4,530	0	3,980	0	8,510
Bridgend College	UG degree	0	0	600	0	600
	UG non-degree	3,050	0	0	0	3,050
	PGT	0	0	0	0	0
Coleg Sir Gâr	UG degree	25,340	0	5,410	0	30,750
	UG non-degree	2,860	0	0	0	2,860
	PGT	0	0	0	0	0
Coleg Llandrillo	UG degree	1,800	0	30,042	0	31,842
	UG non-degree	10,030	0	0	0	10,030
	PGT	0	0	0	0	0
Coleg Menai	UG degree	0	0	1,380	0	1,380
	UG non-degree	0	0	0	0	0
	PGT	0	0	0	0	0
Neath Port Talbot College	UG degree	0	0	2,588	0	2,588
	UG non-degree	1,530	0	0	0	1,530
	PGT	0	0	0	0	0
Coleg Morgannwg	UG degree	0	0	840	0	840
	UG non-degree	8,590	0	0	0	8,590
	PGT	0	0	0	0	0
Swansea College	UG degree	0	0	375	0	375
	UG non-degree	960	0	0	0	960
	PGT	0	0	0	0	0
Total	UG degree	5,880,023	42,160	902,032	277,131	7,101,346
	UG non-degree	383,761	2,040	0	0	385,801
	PGT	571,193	0	416,408	0	987,601
Total		6,834,977	44,200	1,318,440	277,131	8,474,748

Sandwich year out counted as 0.5 full-time equivalent

Table A7

Funded Credit Values/Places by Mode of Study and Level of Study 2005/06

Institution	Funded Credit Values						Funded Places	
	Full-time and Sandwich Year Out			Part-time			Full-time	Part-time
	UG Degree	UG Non-degree	PGT	UG (excl. FO)	UG FO	PGT	PGR	PGR
University of Glamorgan	831,486	115,551	67,700	131,001	95,739	122,137	109	228
University of Wales, Aberystwyth	673,153	13,826	76,281	42,295	1,290	17,340	144	45
University of Wales, Bangor	516,150	10,271	92,430	45,291	2,419	14,366	143	122
Cardiff University	1,522,736	0	154,012	59,900	0	47,035	701	303
University of Wales, Lampeter	85,508	6,626	9,654	57,039	1,210	21,000	29	71
University of Wales Swansea	743,792	3,000	47,414	57,175	0	23,342	272	143
University of Wales Institute, Cardiff	546,122	75,317	62,897	56,813	8,767	21,473	17	44
University of Wales, Newport	275,161	14,018	15,040	125,592	106,241	52,564	14	10
North East Wales Institute of Higher Education	217,535	38,907	2,540	108,119	35,758	14,951	2	2
Swansea Institute of Higher Education	236,701	79,890	66,821	57,315	0	15,441	2	7
Trinity College Carmarthen	133,547	0	14,758	11,463	0	5,705	0	0
Royal Welsh College of Music and Drama	50,457	3,660	5,405	0	0	2,563	0	0
Bridgend College	0	2,472	0	0	0	0	0	0
Coleg Sir Gâr	24,115	3,078	0	5,614	0	0	0	0
Coleg Llandrillo	3,277	12,318	0	24,303	0	0	0	0
Coleg Menai	0	0	0	1,360	0	0	0	0
Neath Port Talbot College	0	1,320	0	1,950	0	0	0	0
Coleg Morgannwg	0	15,014	0	1,185	0	0	0	0
Swansea College	0	1,560	0	864	0	0	0	0
Total	5,859,740	396,828	614,952	787,279	251,424	357,917	1,433	975

Table B1a

Fundable Enrolments by ASC for Each Institution by Mode of Study 2005/06

a) Full-time and Sandwich Year Out*

ASC	Institution																				Total
	University of Glamorgan	UW Aberystwyth	UW Bangor	Cardiff University	UW Lampeter	UW Swansea	UWIC	UW Newport	NEWI	SIHE	Trinity College Carmarthen	RWCMD	Bridgend College	Coleg Sir Gâr	Coleg Llandrillo	Coleg Menai	Neath Port Talbot College	Coleg Morgannwg	Swansea College		
1 Clinical and Pre-clinical Subjects	0	0	0	1,707	0	108	0	0	0	0	0	0	0	0	0	0	0	0	0	0	1,815
2 Subjects and Professions Allied to Medicine	511	0	118	373	0	142	403	276	263	123	0	5	0	0	0	0	0	0	0	0	2,213
3 Science	1,679	1,538	2,349	3,178	99	1,638	1,660	152	250	34	31	0	0	0	0	0	0	0	0	0	12,607
4 Engineering & Technology	1,022	57	67	843	0	657	142	40	383	440	0	0	0	2	5	0	0	0	0	0	3,658
5 Built Environment	205	0	0	798	0	0	92	9	89	50	0	0	0	0	9	0	0	0	0	0	1,252
6 Mathematical Sciences, IT & Computing	800	405	83	660	18	354	125	284	199	262	38	0	0	0	29	0	15	0	0	0	3,271
7 Business and Management	896	423	274	1,130	26	453	1,429	179	144	507	32	6	8	22	60	0	0	0	0	0	5,586
8 Social Sciences	909	1,422	416	2,274	29	1,779	98	10	3	125	8	0	0	0	0	0	0	0	0	0	7,073
9 Humanities	1,240	1,261	1,015	2,986	778	2,093	196	229	127	87	159	0	0	0	0	0	0	0	0	0	10,169
10 Art, Design & Performing Arts	697	1,002	161	220	0	0	905	1,153	419	818	219	524	18	211	0	0	0	0	78	8	6,431
11aa Education ITT (QTS) - Primary	0	114	389	0	0	0	456	298	202	426	438	0	0	0	0	0	0	0	0	0	2,323
11ab1 - Secondary shortage	0	83	165	0	0	0	302	143	0	217	2	0	0	0	0	0	0	0	0	0	912
11ab2 - Secondary non-shortage	0	52	72	0	0	0	150	0	0	92	26	0	0	0	0	0	0	0	0	0	392
11b Education (Non-QTS)	0	48	78	246	0	77	86	139	122	0	316	0	0	0	0	0	0	0	0	0	1,110
Total	7,957	6,404	5,184	14,414	950	7,301	6,043	2,912	2,199	3,181	1,267	535	26	235	103	0	15	78	8	58,809	

*Sandwich year out counted as 0.5 full-time equivalent

b) Part-time

ASC	Institution																				Total
	University of Glamorgan	UW Aberystwyth	UW Bangor	Cardiff University	UW Lampeter	UW Swansea	UWIC	UW Newport	NEWI	SIHE	Trinity College Carmarthen	RWCMD	Bridgend College	Coleg Sir Gâr	Coleg Llandrillo	Coleg Menai	Neath Port Talbot College	Coleg Morgannwg	Swansea College		
1 Clinical and Pre-clinical Subjects	0	0	0	772	0	10	0	0	0	0	0	0	0	0	0	0	0	0	0	0	782
2 Subjects and Professions Allied to Medicine	1,284	0	55	314	0	548	200	469	589	17	0	9	0	0	8	0	0	0	0	0	3,493
3 Science	414	174	147	543	119	28	314	12	532	29	15	0	0	0	118	0	0	0	0	0	2,444
4 Engineering & Technology	819	0	2	69	0	17	127	446	791	279	0	0	0	26	110	0	0	17	0	0	2,703
5 Built Environment	262	0	0	143	0	0	226	52	171	66	0	0	0	0	53	21	36	0	0	0	1,030
6 Mathematical Sciences, IT & Computing	1,184	44	23	137	2	1	71	195	389	134	11	0	0	0	161	0	11	0	0	0	2,363
7 Business and Management	2,618	17	54	479	2	3	221	1,120	696	371	7	5	0	0	392	0	0	0	0	0	5,985
8 Social Sciences	360	79	141	353	729	51	544	0	22	122	0	0	0	0	0	0	0	0	0	0	2,402
9 Humanities	2,336	1,820	523	3,180	1,558	1,864	1	125	214	30	193	0	0	0	0	0	0	0	0	0	11,842
10 Art, Design & Performing Arts	89	471	115	572	0	0	61	62	138	179	192	44	10	59	21	0	0	0	5	0	2,018
11aa Education ITT (QTS) - Primary	0	0	0	0	0	0	0	4	0	0	0	0	0	0	0	0	0	0	0	0	4
11ab1 - Secondary shortage	0	0	0	0	0	0	0	2	0	0	0	0	0	0	0	0	0	0	0	0	2
11ab2 - Secondary non-shortage	0	1	0	0	0	0	0	0	0	0	0	0	0	0	0	0	0	0	0	0	1
11b Education (Non-QTS)	0	62	1,105	103	0	82	367	2,292	465	776	213	0	0	0	45	0	0	0	0	0	5,509
Total	9,366	2,666	2,163	6,665	2,410	2,603	1,589	5,323	3,984	1,903	753	58	10	85	908	21	47	17	5	40,575	

Table B1b

Fundable Credit Values by ASC for Each Institution by Mode of Study 2005/06

a) Full-time and Sandwich Year Out*

ASC	Institution																			Total	
	University of Glamorgan	UW Aberystwyth	UW Bangor	Cardiff University	UW Lampeter	UW Swansea	UWIC	UW Newport	NEWI	SIHE	Trinity College Carmarthen	RWCMD	Bridgend College	Coleg Sir Gâr	Coleg Llandrillo	Coleg Menai	Neath Port Talbot College	Coleg Morgannwg	Swansea College		
1 Clinical and Pre-clinical Subjects	0	0	0	199,415	0	19,440	0	0	0	0	0	0	0	0	0	0	0	0	0	0	218,855
2 Subjects and Professions Allied to Medicine	54,229	0	11,950	58,995	0	16,850	54,255	22,865	30,457	7,274	0	460	0	0	0	0	0	0	0	0	257,335
3 Science	189,102	187,925	262,705	356,530	13,705	192,803	142,659	10,700	28,573	9,189	3,600	0	0	0	120	0	0	0	0	0	1,397,611
4 Engineering & Technology	104,290	19,420	9,483	95,400	0	59,654	21,141	2,625	43,875	44,832	0	0	0	1,980	600	0	0	0	0	0	403,300
5 Built Environment	19,427	0	1,920	69,300	0	0	19,123	1,500	10,320	4,413	0	0	0	0	810	0	0	0	0	0	126,813
6 Mathematical Sciences, IT & Computing	104,918	35,036	16,674	84,030	2,250	63,651	21,443	31,095	22,830	40,790	3,900	0	0	600	4,120	0	1,530	0	0	0	432,867
7 Business and Management	114,161	40,179	28,055	133,775	2,675	36,193	138,424	25,005	16,690	54,890	5,630	720	960	2,640	5,920	0	0	0	0	0	605,917
8 Social Sciences	125,482	164,901	54,665	282,445	5,300	185,980	39,287	12,455	313	16,959	1,260	0	0	0	260	0	0	0	0	0	889,307
9 Humanities	86,663	160,840	129,105	356,175	86,224	263,688	36,674	22,860	15,037	14,691	15,710	0	0	3,060	0	0	0	0	0	0	1,190,727
10 Art, Design & Performing Arts	105,722	109,130	20,120	29,930	0	0	80,434	140,380	49,069	88,882	27,620	63,425	2,090	19,920	0	0	0	8,590	960	0	746,272
11aa Education ITT (QTS) - Primary	0	13,680	46,593	0	0	0	52,500	36,385	23,820	51,000	51,965	0	0	0	0	0	0	0	0	0	275,943
11ab1 - Secondary shortage	0	9,960	19,845	0	0	0	34,980	16,750	0	25,920	240	0	0	0	0	0	0	0	0	0	107,695
11ab2 - Secondary non-shortage	0	6,240	8,640	0	0	0	17,460	0	0	11,088	3,120	0	0	0	0	0	0	0	0	0	46,548
11b Education (Non-QTS)	4,285	6,400	9,473	16,880	0	6,860	54,189	22,665	14,280	6,766	38,190	0	0	0	0	0	0	0	0	0	179,988
Total	908,279	753,710	619,228	1,682,875	110,154	845,119	712,569	345,285	255,264	376,694	151,235	64,605	3,050	28,200	11,830	0	1,530	8,590	960	6,879,177	

*Sandwich year out counted as 0.5 full-time equivalent

b) Part-time

ASC	Institution																			Total	
	University of Glamorgan	UW Aberystwyth	UW Bangor	Cardiff University	UW Lampeter	UW Swansea	UWIC	UW Newport	NEWI	SIHE	Trinity College Carmarthen	RWCMD	Bridgend College	Coleg Sir Gâr	Coleg Llandrillo	Coleg Menai	Neath Port Talbot College	Coleg Morgannwg	Swansea College		
1 Clinical and Pre-clinical Subjects	0	0	0	34,350	0	720	0	0	0	0	0	0	0	0	0	0	0	0	0	0	35,070
2 Subjects and Professions Allied to Medicine	70,090	0	6,247	19,430	0	37,905	15,531	27,612	20,790	288	0	540	0	0	0	0	0	0	0	0	198,433
3 Science	33,834	4,265	9,303	16,390	1,500	4,482	14,781	6,225	6,270	2,381	1,040	0	0	0	2,375	0	0	0	0	0	102,846
4 Engineering & Technology	40,802	0	110	5,580	0	125	9,253	24,785	45,100	10,859	0	0	0	2,160	3,615	0	0	840	0	0	143,229
5 Built Environment	13,266	0	70	6,700	0	0	15,081	5,620	13,430	3,648	0	0	0	0	2,730	1,380	0	0	0	0	64,250
6 Mathematical Sciences, IT & Computing	27,529	1,750	2,651	5,775	550	6,482	10,099	13,422	16,795	9,005	710	0	0	200	4,230	0	263	0	0	0	99,461
7 Business and Management	128,465	780	3,317	15,370	150	428	11,240	62,599	26,513	27,773	480	300	0	0	13,597	0	0	0	0	0	291,012
8 Social Sciences	25,693	2,760	6,516	9,725	23,040	5,564	3,147	20,798	0	2,994	1,810	0	0	0	560	0	0	0	0	0	102,607
9 Humanities	9,441	37,725	35,171	49,330	65,597	19,101	1,022	7,570	6,130	1,323	8,440	0	0	420	0	0	0	0	0	0	241,270
10 Art, Design & Performing Arts	16,206	7,775	11,070	7,550	0	2,670	3,109	5,990	9,245	8,743	4,050	3,140	600	2,630	705	0	0	0	375	0	83,858
11aa Education ITT (QTS) - Primary	0	0	0	0	0	0	0	150	0	0	0	0	0	0	0	0	0	0	0	0	150
11ab1 - Secondary shortage	0	0	0	0	0	0	0	120	0	0	0	0	0	0	0	0	0	0	0	0	120
11ab2 - Secondary non-shortage	0	0	0	0	0	0	0	0	0	0	0	0	0	0	0	0	0	0	0	0	0
11b Education (Non-QTS)	978	1,210	9,481	3,140	0	3,817	23,099	127,045	19,050	33,595	9,620	0	0	0	2,230	0	0	0	0	0	233,265
Total	366,304	56,265	83,936	173,340	90,837	81,294	106,362	301,936	163,323	100,609	26,150	3,980	600	5,410	30,042	1,380	2,588	840	375	1,595,571	

Table B2a

Undergraduate Fundable Enrolments by ASC for Each Institution by Mode of Study 2005/06

a) Undergraduate Degree Full-time and Sandwich Year Out*

ASC	Institution																			Total
	University of Glamorgan	UW Aberystwyth	UW Bangor	Cardiff University	UW Lampeter	UW Swansea	UWIC	UW Newport	NEWI	SIHE	Trinity College Carmarthen	RWCMD	Bridgend College	Coleg Sir Gâr	Coleg Llandrillo	Coleg Menai	Neath Port Talbot College	Coleg Morgannwg	Swansea College	
1 Clinical and Pre-clinical Subjects	0	0	0	1,596	0	108	0	0	0	0	0	0	0	0	0	0	0	0	0	1,704
2 Subjects and Professions Allied to Medicine	356	0	53	255	0	70	310	264	135	81	0	0	0	0	0	0	0	0	0	1,523
3 Science	1,428	1,315	1,950	2,735	79	1,493	1,462	151	214	34	30	0	0	0	0	0	0	0	0	10,891
4 Engineering & Technology	937	57	62	789	0	528	132	23	271	358	0	0	0	0	0	0	0	0	0	3,157
5 Built Environment	124	0	0	673	0	0	76	3	89	32	0	0	0	0	0	0	0	0	0	997
6 Mathematical Sciences, IT & Computing	545	387	65	604	18	330	73	247	139	210	38	0	0	0	0	0	0	0	0	2,654
7 Business and Management	673	405	202	1,024	24	432	1,130	145	110	351	29	0	0	0	15	0	0	0	0	4,538
8 Social Sciences	785	1,321	398	1,853	26	1,692	98	7	3	96	8	0	0	0	0	0	0	0	0	6,287
9 Humanities	1,132	1,195	954	2,649	588	1,980	190	220	127	87	154	0	0	0	0	0	0	0	0	9,274
10 Art, Design & Performing Arts	531	964	146	199	0	0	899	1,115	392	494	219	469	0	211	0	0	0	0	0	5,638
11aa Education ITT (QTS) - Primary	0	0	330	0	0	0	368	259	202	335	370	0	0	0	0	0	0	0	0	1,864
11ab1 - Secondary shortage	0	0	48	0	0	0	126	107	0	0	2	0	0	0	0	0	0	0	0	283
11ab2 - Secondary non-shortage	0	0	0	0	0	0	9	0	0	0	0	0	0	0	0	0	0	0	0	9
11b Education (Non-QTS)	0	48	50	157	0	74	82	85	107	0	311	0	0	0	0	0	0	0	0	913
Total	6,508	5,691	4,257	12,533	735	6,707	4,953	2,626	1,789	2,078	1,159	469	0	211	15	0	0	0	0	49,729

*Sandwich year out counted as 0.5 full-time equivalent

b) Undergraduate Non-degree Full-time and Sandwich Year Out*

ASC	Institution																			Total
	University of Glamorgan	UW Aberystwyth	UW Bangor	Cardiff University	UW Lampeter	UW Swansea	UWIC	UW Newport	NEWI	SIHE	Trinity College Carmarthen	RWCMD	Bridgend College	Coleg Sir Gâr	Coleg Llandrillo	Coleg Menai	Neath Port Talbot College	Coleg Morgannwg	Swansea College	
1 Clinical and Pre-clinical Subjects	0	0	0	0	0	0	0	0	0	0	0	0	0	0	0	0	0	0	0	0
2 Subjects and Professions Allied to Medicine	87	0	0	0	0	0	89	12	109	42	0	0	0	0	0	0	0	0	0	339
3 Science	200	111	30	0	1	33	138	1	34	0	0	0	0	0	0	0	0	0	0	547
4 Engineering & Technology	53	0	0	0	0	1	10	16	108	81	0	0	0	2	5	0	0	0	0	276
5 Built Environment	58	0	0	0	0	0	16	6	0	18	0	0	0	0	9	0	0	0	0	107
6 Mathematical Sciences, IT & Computing	165	0	0	0	0	0	50	36	58	51	0	0	0	0	29	0	15	0	0	404
7 Business and Management	156	0	32	0	1	0	278	29	30	144	0	0	8	22	45	0	0	0	0	744
8 Social Sciences	0	0	0	0	1	0	0	3	0	29	0	0	0	0	0	0	0	0	0	33
9 Humanities	75	0	13	0	72	0	6	9	0	0	0	0	0	0	0	0	0	0	0	175
10 Art, Design & Performing Arts	149	0	0	0	0	0	0	0	25	316	0	28	18	0	0	0	0	78	8	622
11aa Education ITT (QTS) - Primary	0	0	0	0	0	0	0	0	0	0	0	0	0	0	0	0	0	0	0	0
11ab1 - Secondary shortage	0	0	0	0	0	0	0	0	0	0	0	0	0	0	0	0	0	0	0	0
11ab2 - Secondary non-shortage	0	0	0	0	0	0	0	0	0	0	0	0	0	0	0	0	0	0	0	0
11b Education (Non-QTS)	0	0	25	0	0	0	0	47	15	0	0	0	0	0	0	0	0	0	0	86
Total	943	111	99	0	75	34	585	159	377	681	0	28	26	24	88	0	15	78	8	3,330

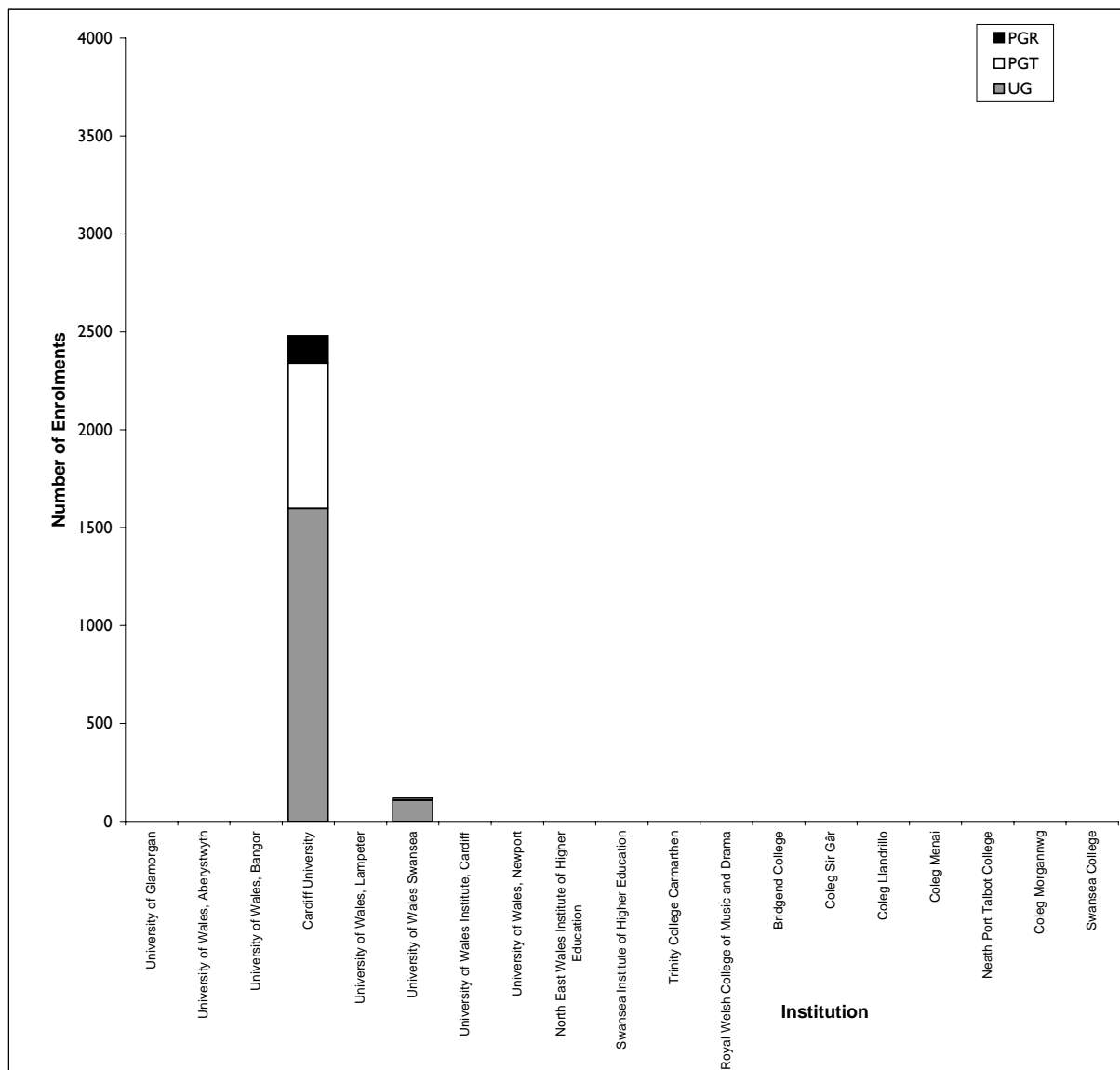
*Sandwich year out counted as 0.5 full-time equivalent

c) Undergraduate Part-time

ASC	Institution																			Total
	University of Glamorgan	UW Aberystwyth	UW Bangor	Cardiff University	UW Lampeter	UW Swansea	UWIC	UW Newport	NEWI	SIHE	Trinity College Carmarthen	RWCMD	Bridgend College	Coleg Sir Gâr	Coleg Llandrillo	Coleg Menai	Neath Port Talbot College	Coleg Morgannwg	Swansea College	
1 Clinical and Pre-clinical Subjects	0	0	0	2	0	0	0	0	0	0	0	0	0	0	0	0	0	0	0	2
2 Subjects and Professions Allied to Medicine	1,064	0	6	123	0	293	139	237	559	17	0	0	0	0	8	0	0	0	0	2,446
3 Science	350	164	50	299	119	7	149	6	532	8	2	0	0	0	118	0	0	0	0	1,803
4 Engineering & Technology	738	0	1	0	0	2	118	431	791	232	0	0	0	26	110	0	0	17	0	2,466
5 Built Environment	228	0	0	15	0	0	226	52	171	53	0	0	0	0	53	21	36	0	0	855
6 Mathematical Sciences, IT & Computing	1,112	40	18	113	2	0	55	156	381	68	11	0	0	128	161	0	11	0	0	2,128
7 Business and Management	1,640	15	40	259	2	0	175	841	638	222	5	0	0	0	392	0	0	0	0	4,229
8 Social Sciences	178	38	84	121	710	7	1	544	0	22	122	0	0	0	0	0	0	0	0	1,827
9 Humanities	2,188	1,229	375	3,096	1,120	1,790	1	74	194	25	154	0	0	0	0	0	0	0	0	10,245
10 Art, Design & Performing Arts	39	459	107	568	0	0	13	5	116	144	192	0	10	59	21	0	0	0	5	1,737
11aa Education ITT (QTS) - Primary	0	0	0	0	0	0	0	4	0	0	0	0	0	0	0	0	0	0	0	4
11ab1 - Secondary shortage	0	0	0	0	0	0	0	2	0	0	0	0	0	0	0	0	0	0	0	2
11ab2 - Secondary non-shortage	0	0	0	0	0	0	0	0	0	0	0	0	0	0	0	0	0	0	0	0
11b Education (Non-QTS)	0	2	887	3	0	3	252	2,023	410	599	174	0	0	0	45	0	0	0	0	4,397
Total	7,537	1,945	1,566	4,599	1,953	2,101	1,129	4,375	3,791	1,390	660	0	10	85	908	21	47	17	5	32,138

**Table C1: Clinical & Pre-clinical Subjects
Number of Fundable Enrolments 2005/06**

Institution	Undergraduate (including non-degree)				Postgraduate Taught		Postgraduate Research		Total
	FT	SWYO	PT non FO	PT FO	FT	PT	FT	PT	
Cardiff University	1,596	0	2	0	38	704	73	66	2,479
University of Wales Swansea	108	0	0	0	0	10	0	0	118
Total	1,704	0	2	0	38	714	73	66	2,597



**Table C2: Subjects & Professions Allied to Medicine
Number of Fundable Enrolments 2005/06**

Institution	Undergraduate (including non-degree)				Postgraduate Taught		Postgraduate Research		Total
	FT	SWYO	PT non FO	PT FO	FT	PT	FT	PT	
University of Glamorgan	443	0	813	251	63	194	6	26	1,795
University of Wales, Bangor	53	0	6	0	53	44	12	5	172
Cardiff University	253	3	123	0	91	176	27	15	688
University of Wales Swansea	70	0	293	0	55	202	17	53	690
University of Wales Institute, Cardiff	388	21	115	24	0	57	5	4	614
University of Wales, Newport	276	0	158	79	0	232	0	0	745
North East Wales Institute of Higher Education	244	0	162	397	19	30	0	0	852
Swansea Institute of Higher Education	123	0	17	0	0	0	0	0	140
Royal Welsh College of Music and Drama	0	0	0	0	5	9	0	0	14
Coleg Llandrillo	0	0	8	0	0	0	0	0	8
Total	1,849	24	1,695	751	286	944	67	103	5,718

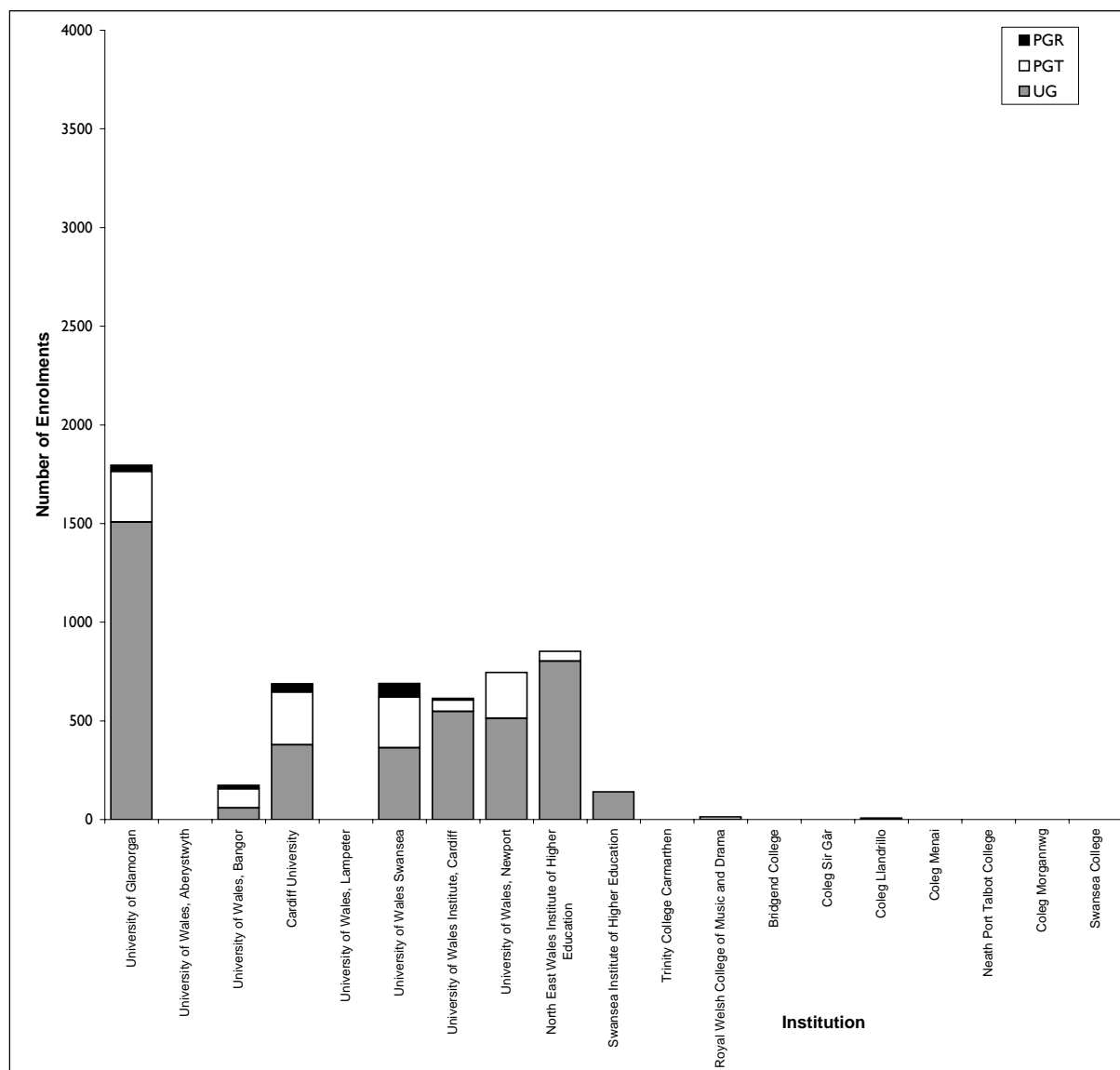
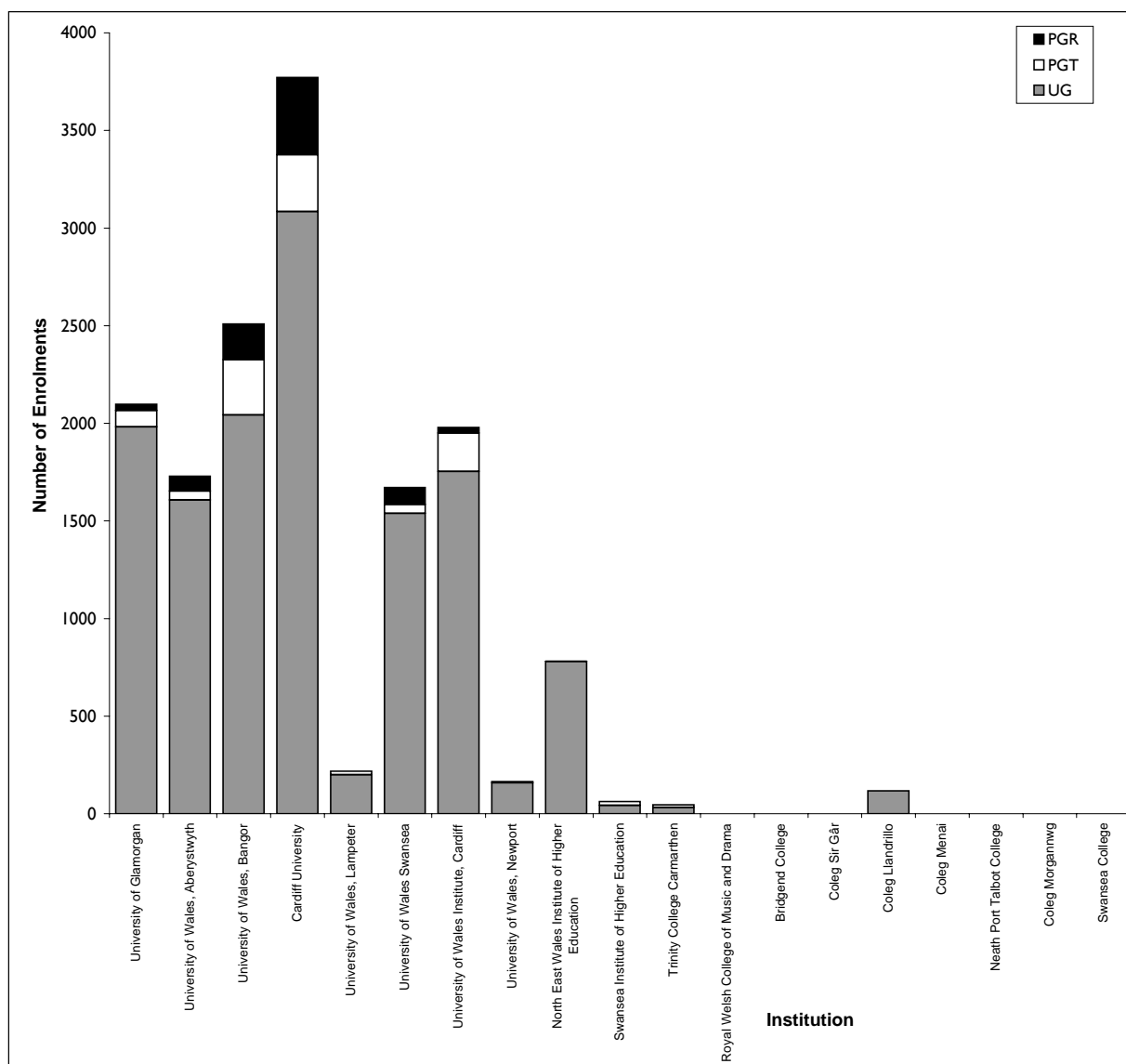


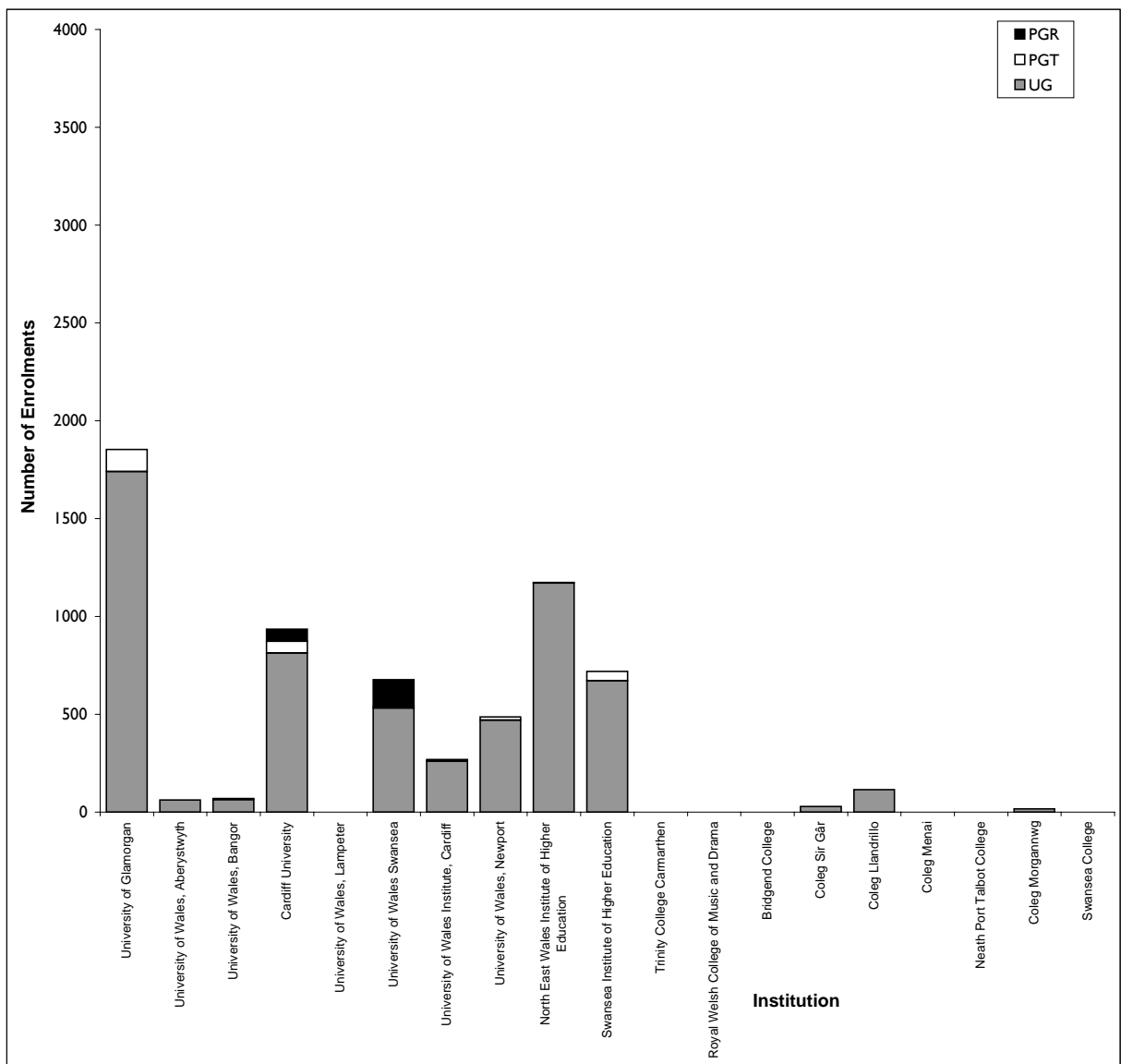
Table C3: Science
Number of Fundable Enrolments 2005/06

Institution	Undergraduate (including non-degree)				Postgraduate Taught		Postgraduate Research		Total
	FT	SWYO	PT non FO	PT FO	FT	PT	FT	PT	
University of Glamorgan	1,624	8	197	153	34	50	18	14	2,097
University of Wales, Aberystwyth	1,409	34	143	21	43	2	69	8	1,728
University of Wales, Bangor	1,967	26	34	16	205	79	165	18	2,508
Cardiff University	2,684	102	299	0	100	191	343	53	3,772
University of Wales, Lampeter	80	0	119	0	19	0	0	0	218
University of Wales Swansea	1,522	10	7	0	34	12	78	9	1,671
University of Wales Institute, Cardiff	1,594	10	131	18	50	147	11	18	1,979
University of Wales, Newport	152	0	6	0	0	6	0	0	164
North East Wales Institute of Higher Education	248	0	18	514	0	0	2	0	782
Swansea Institute of Higher Education	34	0	8	0	0	21	0	0	63
Trinity College Carmarthen	30	0	2	0	1	13	0	0	46
Coleg Llandrillo	0	0	118	0	0	0	0	0	118
Total	11,343	189	1,081	722	485	521	685	120	15,145



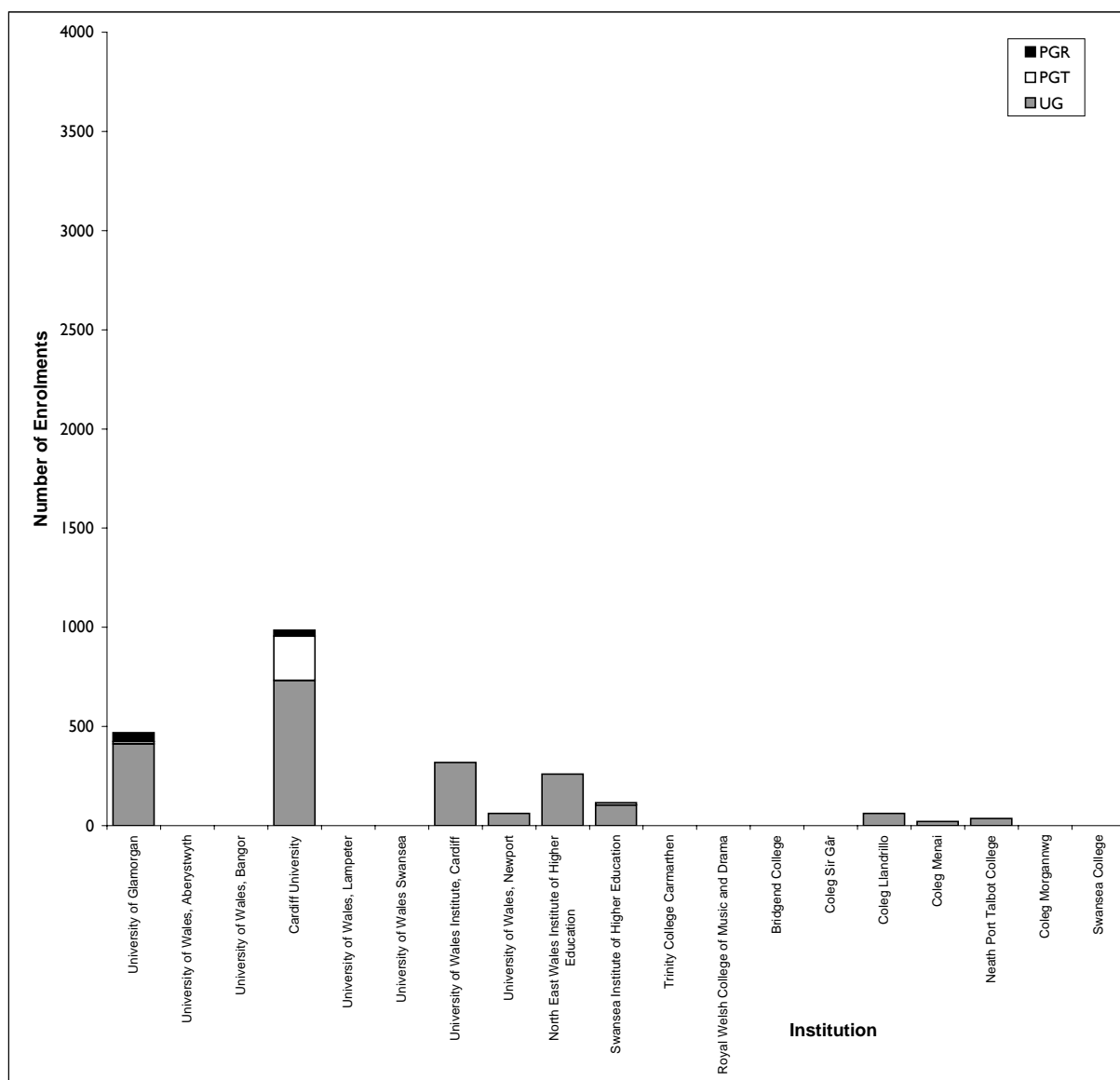
**Table C4: Engineering & Technology
Number of Fundable Enrolments 2005/06**

Institution	Undergraduate (including non-degree)				Postgraduate Taught		Postgraduate Research		Total
	FT	SWYO	PT non FO	PT FO	FT	PT	FT	PT	
University of Glamorgan	978	24	444	294	32	81	0	0	1,853
University of Wales, Aberystwyth	53	9	0	0	0	0	0	0	62
University of Wales, Bangor	62	0	1	0	0	0	5	1	69
Cardiff University	766	46	0	0	10	51	44	18	935
University of Wales Swansea	528	2	2	0	5	4	124	11	675
University of Wales Institute, Cardiff	142	0	88	30	0	9	0	0	269
University of Wales, Newport	39	0	256	175	1	15	0	0	486
North East Wales Institute of Higher Education	379	0	678	113	4	0	0	0	1,174
Swansea Institute of Higher Education	439	0	232	0	1	47	0	0	719
Coleg Sir Gar	2	0	26	0	0	0	0	0	28
Coleg Llandrillo	5	0	110	0	0	0	0	0	115
Coleg Morgannwg	0	0	17	0	0	0	0	0	17
Total	3,392	81	1,854	612	53	207	173	30	6,401



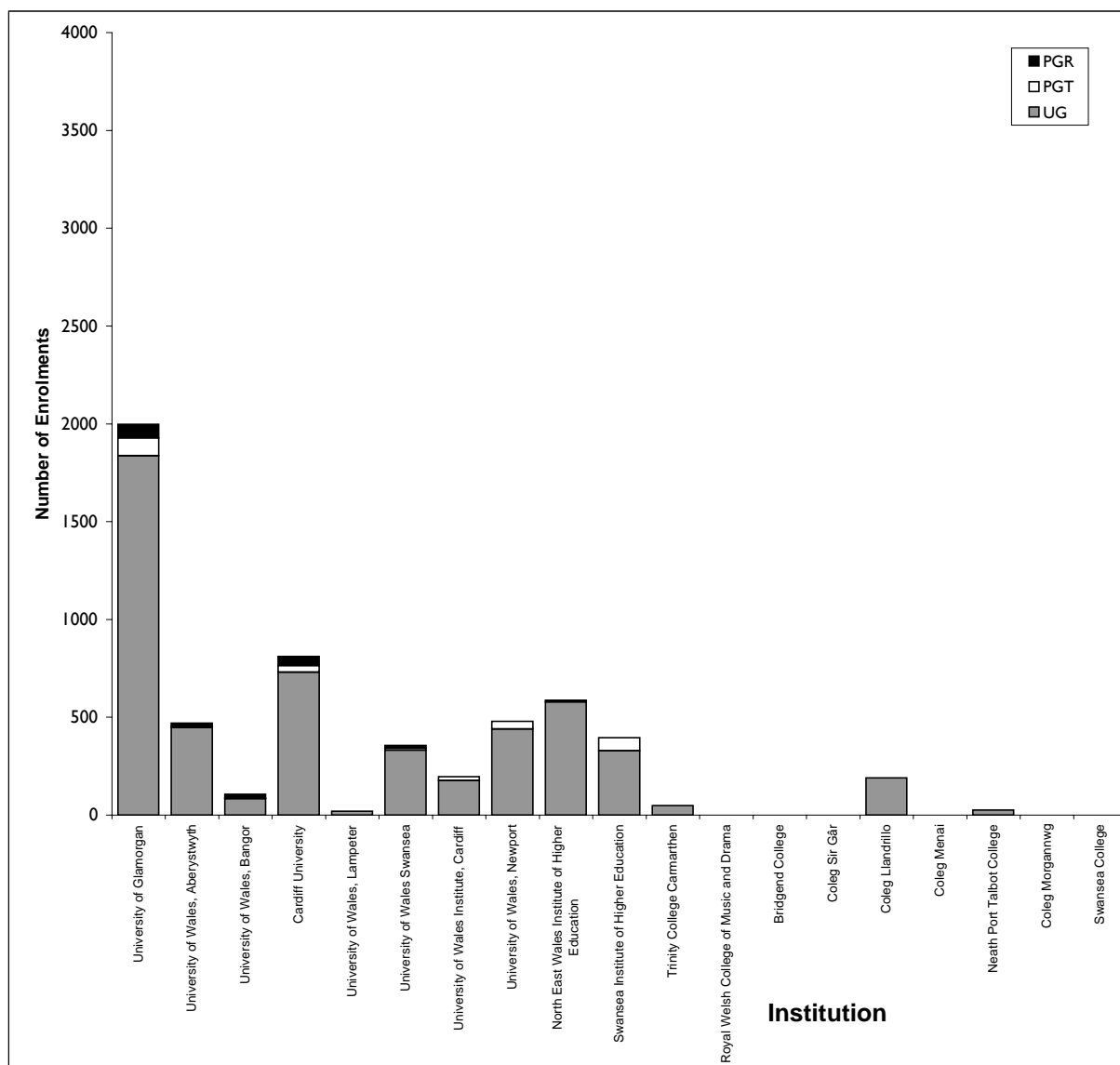
**Table C5: Built Environment
Number of Fundable Enrolments 2005/06**

Institution	Undergraduate (including non-degree)				Postgraduate Taught		Postgraduate Research		Total
	FT	SWYO	PT non FO	PT FO	FT	PT	FT	PT	
University of Glamorgan	179	5	116	112	2	10	21	24	469
Cardiff University	629	88	15	0	109	115	16	13	985
University of Wales Institute, Cardiff	92	0	209	17	0	0	0	0	318
University of Wales, Newport	9	0	2	50	0	0	0	0	61
North East Wales Institute of Higher Education	89	0	134	37	0	0	0	0	260
Swansea Institute of Higher Education	50	0	53	0	0	13	0	0	116
Coleg Llandrillo	9	0	53	0	0	0	0	0	62
Coleg Menai	0	0	21	0	0	0	0	0	21
Neath Port Talbot College	0	0	36	0	0	0	0	0	36
Total	1,057	93	639	216	111	138	37	37	2,328



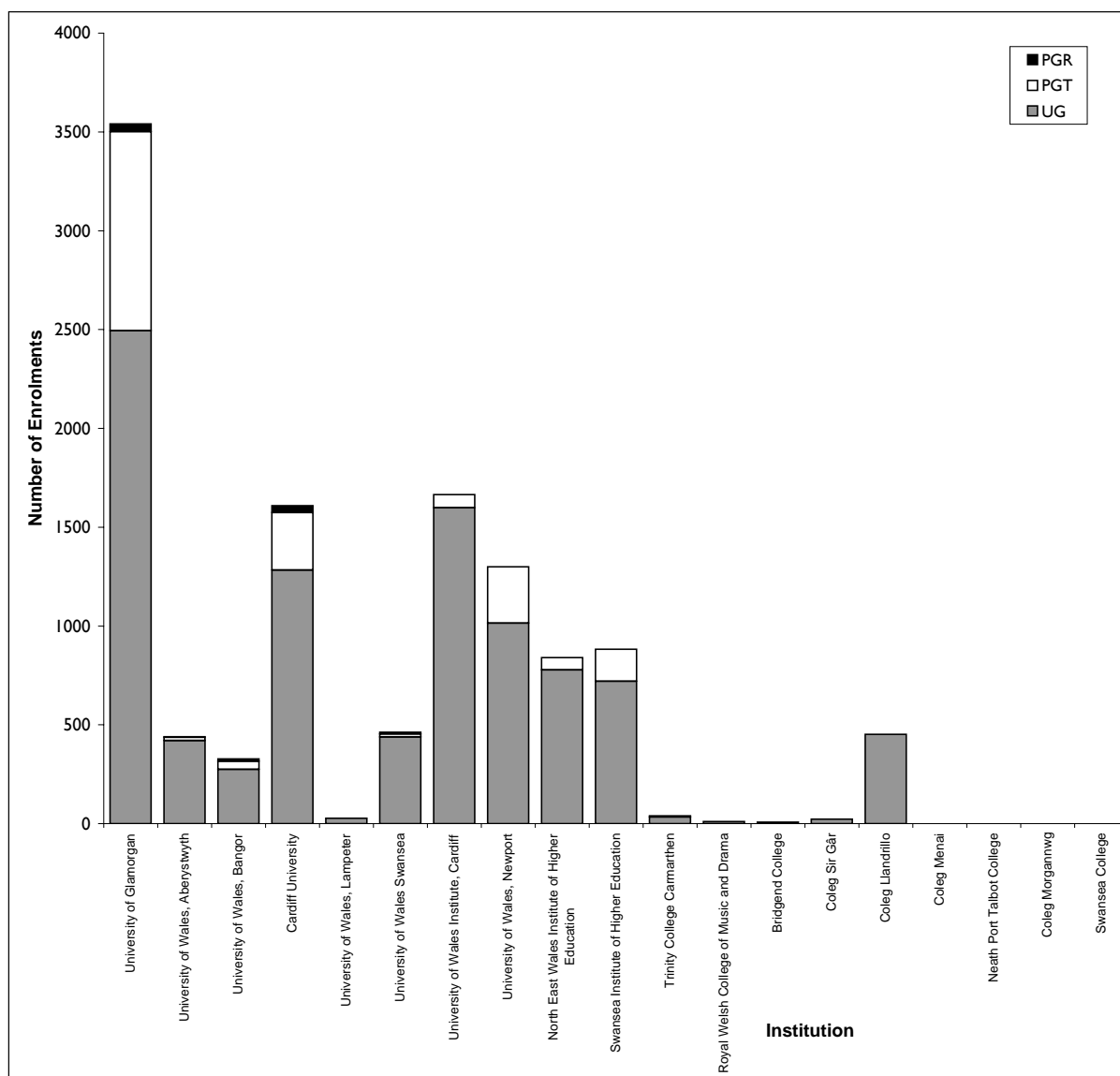
**Table C6: Mathematical Sciences, IT & Computing
Number of Fundable Enrolments 2005/06**

Institution	Undergraduate (including non-degree)				Postgraduate Taught		Postgraduate Research		Total
	FT	SWYO	PT non FO	PT FO	FT	PT	FT	PT	
University of Glamorgan	696	28	981	131	42	49	48	23	1,998
University of Wales, Aberystwyth	366	42	40	0	6	1	12	3	470
University of Wales, Bangor	65	0	18	0	3	0	15	5	106
Cardiff University	589	29	113	0	17	16	39	8	811
University of Wales, Lampeter	18	0	1	1	0	0	0	0	20
University of Wales Swansea	329	2	0	0	10	1	14	0	356
University of Wales Institute, Cardiff	122	0	49	6	3	16	0	0	196
University of Wales, Newport	283	0	156	0	1	39	0	0	479
North East Wales Institute of Higher Education	197	0	349	32	2	8	0	0	588
Swansea Institute of Higher Education	261	0	68	0	1	66	0	0	396
Trinity College Carmarthen	38	0	11	0	0	0	0	0	49
Coleg Llandrillo	29	0	161	0	0	0	0	0	190
Neath Port Talbot College	15	0	11	0	0	0	0	0	26
Total	3,007	101	1,958	170	85	196	128	39	5,684



**Table C7: Business & Management
Number of Fundable Enrolments 2005/06**

Institution	Undergraduate (including non-degree)				Postgraduate Taught		Postgraduate Research		Total
	FT	SWYO	PT non FO	PT FO	FT	PT	FT	PT	
University of Glamorgan	802	53	1,193	447	65	941	3	37	3,540
University of Wales, Aberystwyth	404	1	15	0	14	2	4	0	440
University of Wales, Bangor	233	1	17	23	29	12	11	2	328
Cardiff University	1,024	0	259	0	92	199	14	21	1,609
University of Wales, Lampeter	25	0	1	1	1	0	0	0	28
University of Wales Swansea	427	11	0	0	16	0	5	3	461
University of Wales Institute, Cardiff	1,392	31	168	7	21	46	0	0	1,665
University of Wales, Newport	174	0	665	176	5	279	0	0	1,299
North East Wales Institute of Higher Education	140	0	638	0	4	58	0	0	840
Swansea Institute of Higher Education	490	9	222	0	12	149	0	0	882
Trinity College Carmarthen	29	0	5	0	3	2	0	0	39
Royal Welsh College of Music and Drama	0	0	0	0	6	5	0	0	11
Bridgend College	8	0	0	0	0	0	0	0	8
Coleg Sir Gâr	22	0	0	0	0	0	0	0	22
Coleg Llandrillo	60	0	392	0	0	0	0	0	452
Total	5,229	106	3,575	654	267	1,693	37	63	11,623



**Table C8: Social Sciences
Number of Fundable Enrolments 2005/06**

Institution	Undergraduate (including non-degree)				Postgraduate Taught		Postgraduate Research		Total
	FT	SWYO	PT non FO	PT FO	FT	PT	FT	PT	
University of Glamorgan	785	0	178	0	107	158	18	24	1,269
University of Wales, Aberystwyth	1,320	2	38	0	51	37	50	4	1,502
University of Wales, Bangor	398	1	79	5	6	51	12	6	558
Cardiff University	1,853	0	121	0	363	180	58	52	2,627
University of Wales, Lampeter	27	0	710	0	2	19	0	0	758
University of Wales Swansea	1,689	6	7	0	73	30	14	14	1,833
University of Wales Institute, Cardiff	98	0	1	0	0	0	0	0	99
University of Wales, Newport	10	0	544	0	0	0	0	0	554
North East Wales Institute of Higher Education	3	0	0	0	0	0	0	0	3
Swansea Institute of Higher Education	125	0	22	0	0	0	0	0	147
Trinity College Carmarthen	8	0	122	0	0	0	0	0	130
Total	6,316	9	1,822	5	602	475	152	100	9,479

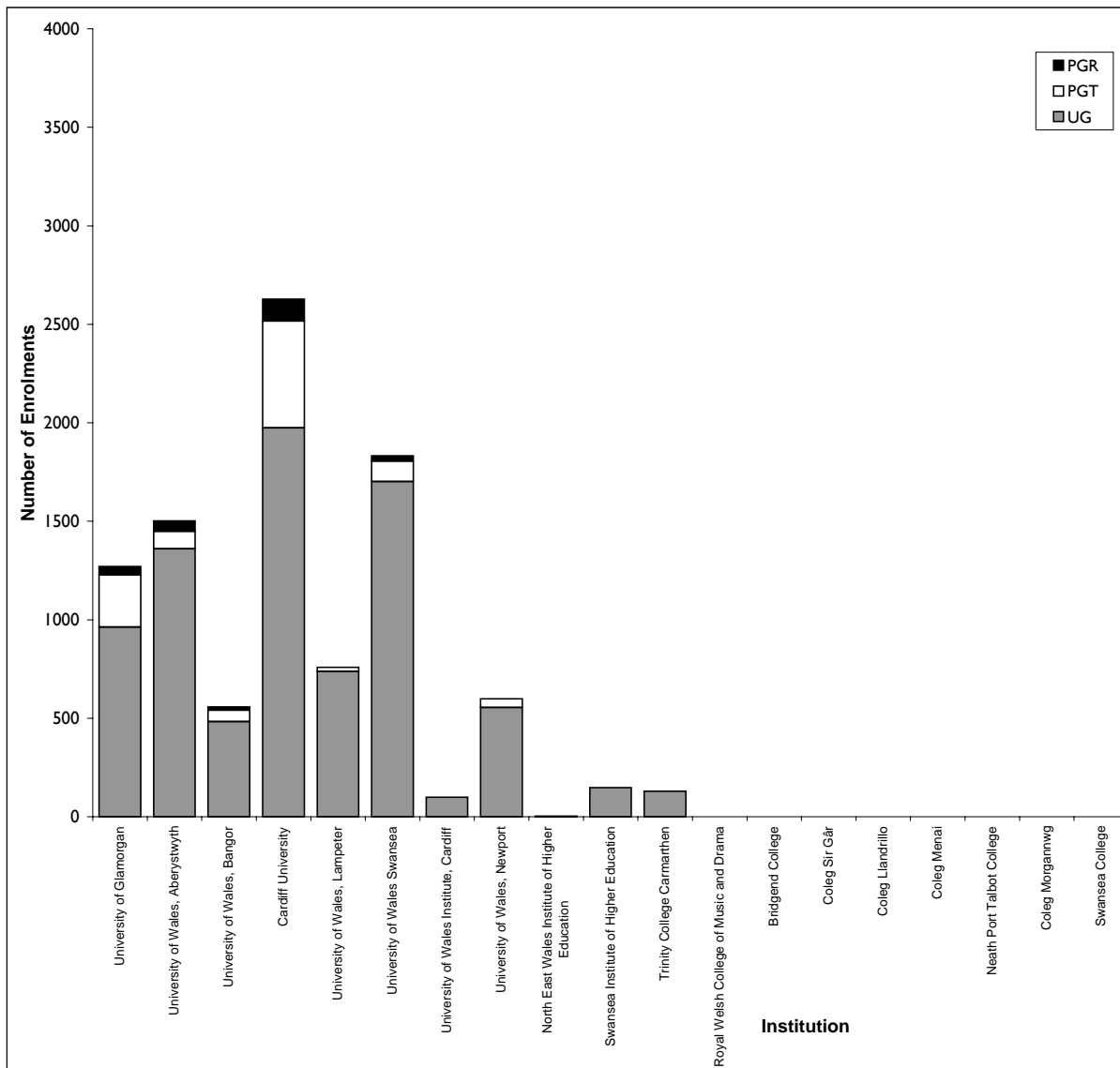
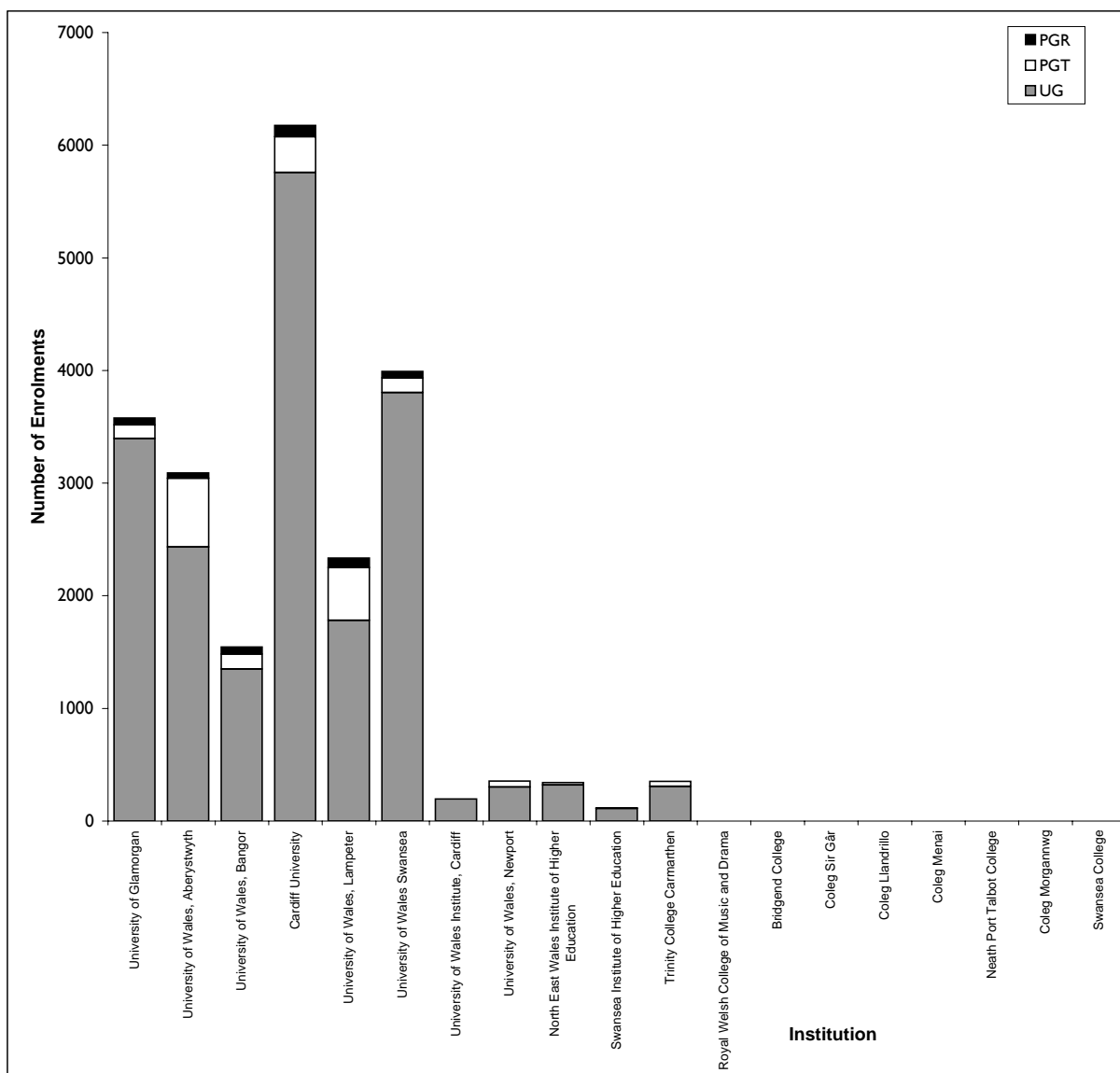


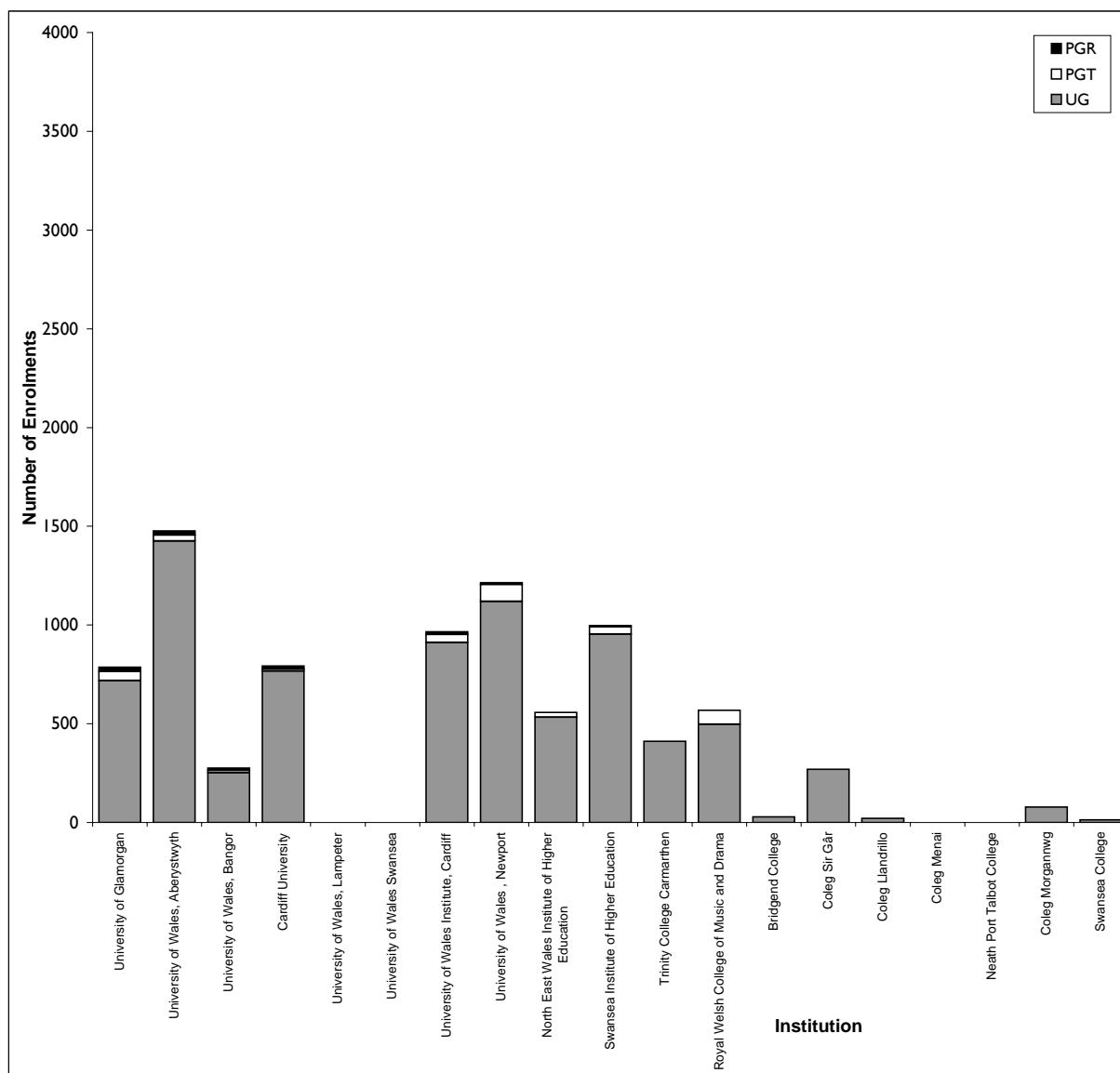
Table C9: Humanities
Number of Fundable Enrolments 2005/06

Institution	Undergraduate (including non-degree)				Postgraduate Taught		Postgraduate Research		Total
	FT	SWYO	PT non FO	PT FO	FT	PT	FT	PT	
University of Glamorgan	1,207	1	2,176	12	23	97	10	51	3,577
University of Wales, Aberystwyth	1,185	20	1,229	0	38	570	28	21	3,091
University of Wales, Bangor	958	18	375	0	28	104	20	44	1,546
Cardiff University	2,637	23	3,096	0	275	44	62	40	6,177
University of Wales, Lampeter	660	0	1,107	13	94	377	24	61	2,336
University of Wales Swansea	1,945	69	1,790	0	86	44	27	30	3,991
University of Wales Institute, Cardiff	196	0	0	1	0	0	0	0	197
University of Wales, Newport	229	0	74	0	0	51	0	0	354
North East Wales Institute of Higher Education	127	0	194	0	0	20	0	0	341
Swansea Institute of Higher Education	87	0	25	0	0	5	0	0	117
Trinity College Carmarthen	154	0	154	0	5	39	0	0	352
Total	9,384	131	10,219	26	549	1,351	171	247	22,077



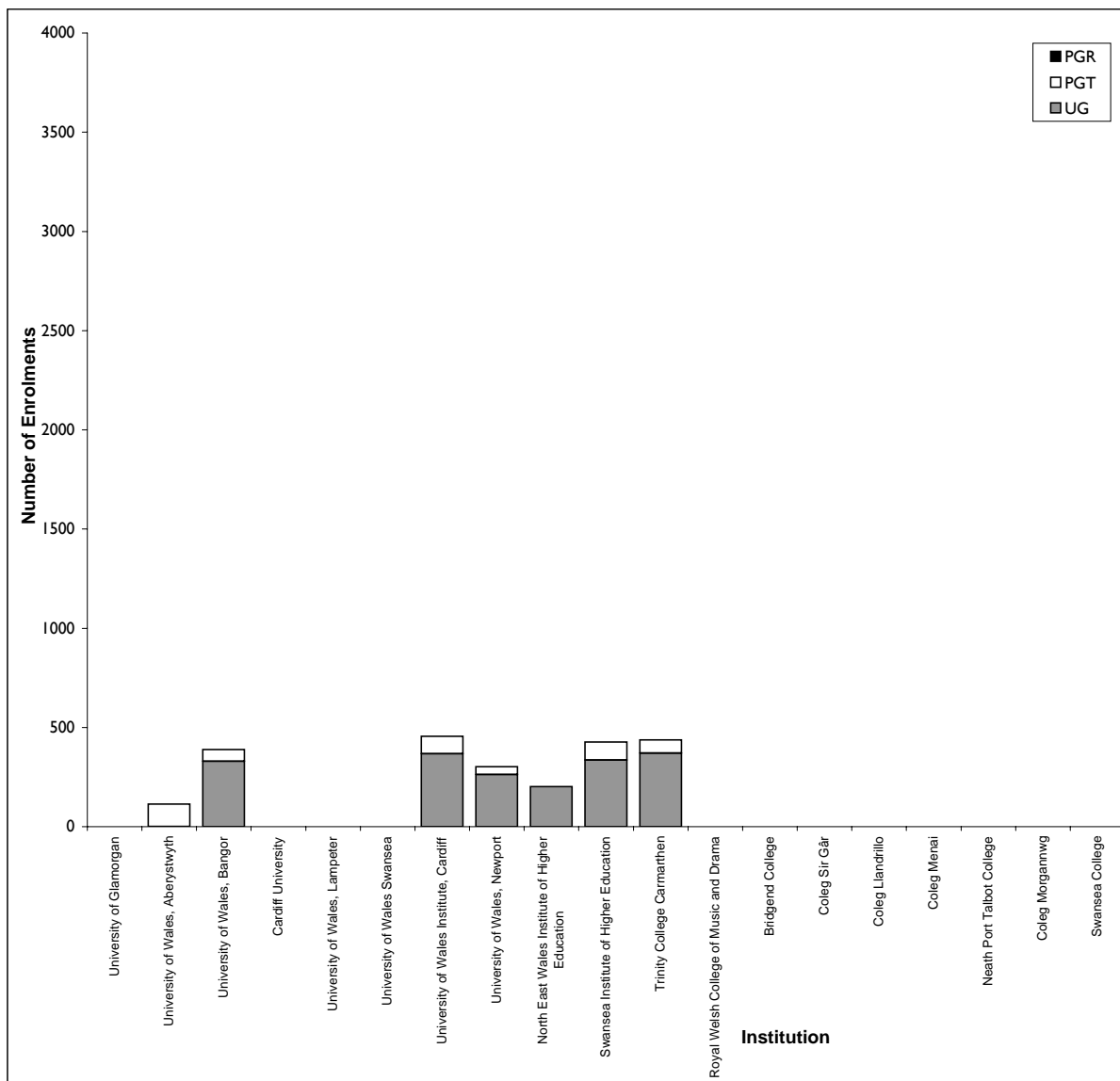
**Table C10: Art, Design & Performing Arts
Number of Fundable Enrolments 2005/06**

Institution	Undergraduate (including non-degree)				Postgraduate Taught		Postgraduate Research		Total
	FT	SWYO	PT non FO	PT FO	FT	PT	FT	PT	
University of Glamorgan	680	0	21	18	10	36	7	14	786
University of Wales, Aberystwyth	962	4	459	0	21	9	17	4	1,475
University of Wales, Bangor	146	0	107	0	7	4	8	4	275
Cardiff University	199	0	568	0	11	0	10	4	792
University of Wales Institute, Cardiff	899	0	13	0	0	40	6	8	966
University of Wales, Newport	1,115	0	5	0	29	57	9	0	1,215
North East Wales Institute of Higher Education	417	0	48	68	2	22	0	0	557
Swansea Institute of Higher Education	810	0	144	0	3	34	5	1	997
Trinity College Carmarthen	219	0	192	0	0	0	0	0	411
Royal Welsh College of Music and Drama	497	0	0	0	27	44	0	0	568
Bridgend College	18	0	10	0	0	0	0	0	28
Coleg Sir Gar	211	0	59	0	0	0	0	0	270
Coleg Llandrillo	0	0	21	0	0	0	0	0	21
Coleg Morgannwg	78	0	0	0	0	0	0	0	78
Swansea College	8	0	5	0	0	0	0	0	13
Total	6,257	4	1,651	86	110	246	62	35	8,451



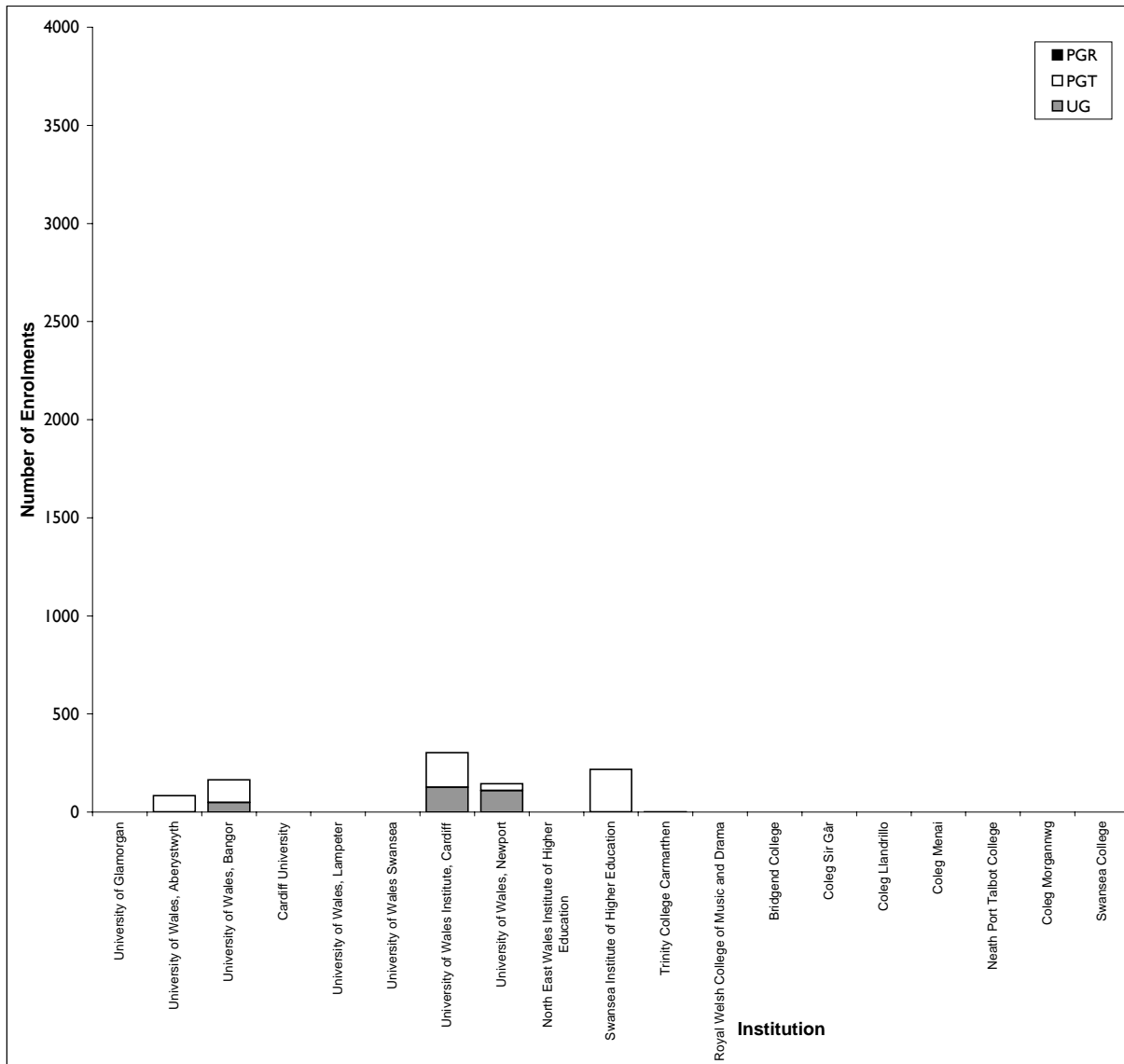
**Table C11aa: Education ITT - Primary
Number of Fundable Enrolments 2005/06**

Institution	Undergraduate (including non-degree)				Postgraduate Taught		Postgraduate Research		Total
	FT	SWYO	PT non FO	PT FO	FT	PT	FT	PT	
University of Wales, Aberystwyth	0	0	0	0	114	0	0	0	114
University of Wales, Bangor	330	0	0	0	59	0	0	0	389
University of Wales Institute, Cardiff	368	0	0	0	88	0	0	0	456
University of Wales, Newport	259	0	4	0	39	0	0	0	302
North East Wales Institute of Higher Education	202	0	0	0	0	0	0	0	202
Swansea Institute of Higher Education	335	0	0	0	91	0	0	0	426
Trinity College Carmarthen	370	0	0	0	68	0	0	0	438
Total	1,864	0	4	0	459	0	0	0	2,327



**Table C11ab1: Education ITT - Secondary Shortage
Number of Fundable Enrolments 2005/06**

Institution	Undergraduate (including non-degree)				Postgraduate Taught		Postgraduate Research		Total
	FT	SWYO	PT non FO	PT FO	FT	PT	FT	PT	
University of Wales, Aberystwyth	0	0	0	0	83	0	0	0	83
University of Wales, Bangor	48	0	0	0	117	0	0	0	165
University of Wales Institute, Cardiff	126	0	0	0	176	0	0	0	302
University of Wales, Newport	107	0	2	0	36	0	0	0	145
Swansea Institute of Higher Education	0	0	0	0	217	0	0	0	217
Trinity College Carmarthen	2	0	0	0	0	0	0	0	2
Total	283	0	2	0	629	0	0	0	914



**Table C11ab2: Education ITT - Secondary Non-shortage
Number of Fundable Enrolments 2005/06**

Institution	Undergraduate (including non-degree)				Postgraduate Taught		Postgraduate Research		Total
	FT	SWYO	PT non FO	PT FO	FT	PT	FT	PT	
University of Wales, Aberystwyth	0	0	0	0	52	1	0	0	53
University of Wales, Bangor	0	0	0	0	72	0	0	0	72
University of Wales Institute, Cardiff	9	0	0	0	141	0	0	0	150
Swansea Institute of Higher Education	0	0	0	0	92	0	0	0	92
Trinity College Carmarthen	0	0	0	0	26	0	0	0	26
Total	9	0	0	0	383	1	0	0	393

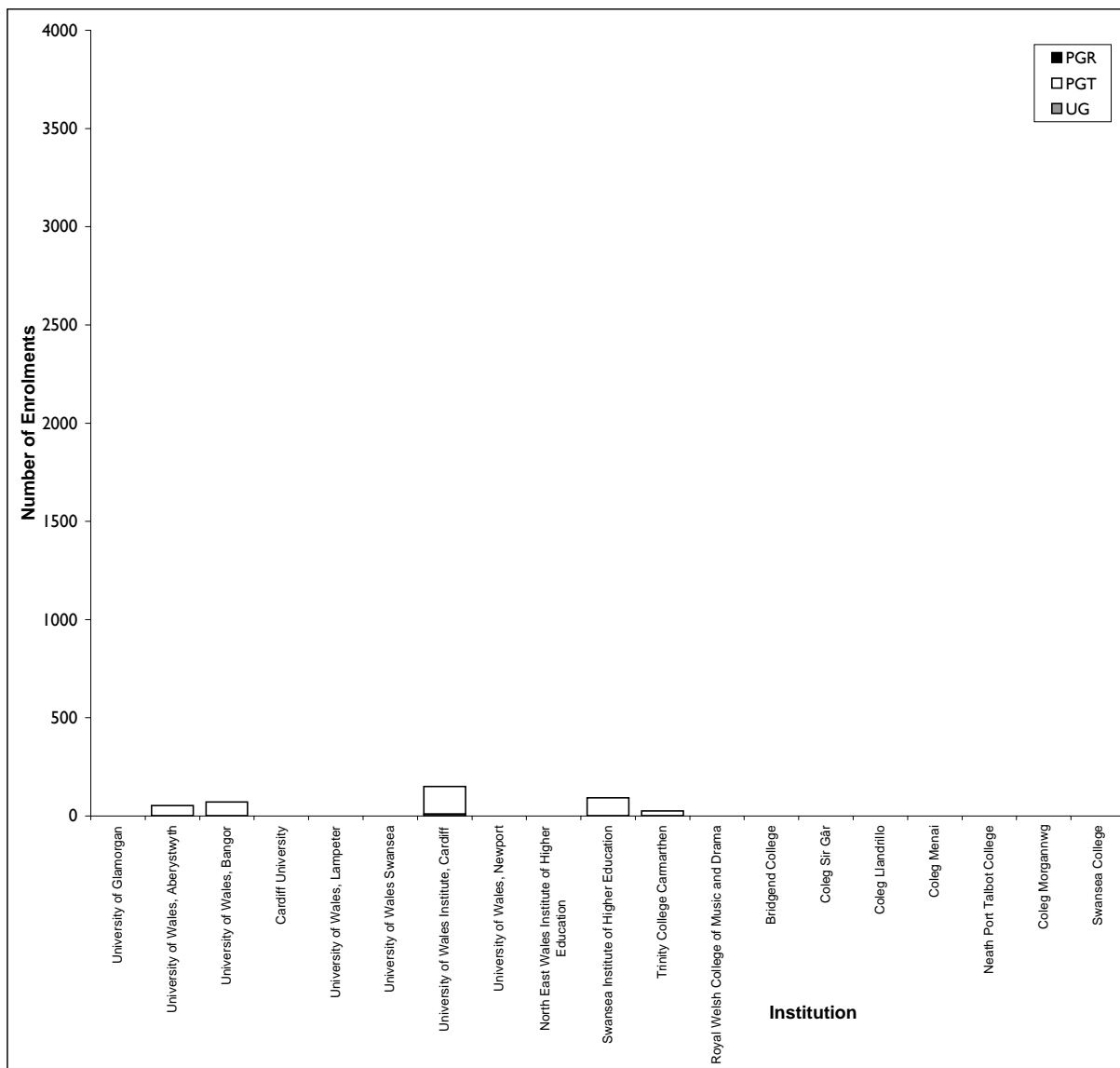


Table C11b: Education Non-ITT
Number of Fundable Enrolments 2005/06

Institution	Undergraduate (including non-degree)				Postgraduate Taught		Postgraduate Research		Total
	FT	SWYO	PT non FO	PT FO	FT	PT	FT	PT	
University of Wales, Aberystwyth	48	0	2	0	0	58	0	2	109
University of Wales, Bangor	75	0	887	0	0	211	3	7	1,183
Cardiff University	157	0	3	0	89	76	0	24	349
University of Wales Swansea	74	1	3	0	3	64	0	15	159
University of Wales Institute, Cardiff	82	0	252	0	2	102	2	13	453
University of Wales, Newport	132	0	397	1,626	7	269	0	0	2,431
North East Wales Institute of Higher Education	122	0	271	139	0	55	0	0	586
Swansea Institute of Higher Education	0	0	599	0	0	177	0	0	776
Trinity College Carmarthen	311	0	174	0	5	39	0	0	529
Coleg Llandrillo	0	0	45	0	0	0	0	0	45
Total	999	1	2,632	1,765	106	1,051	5	61	6,619

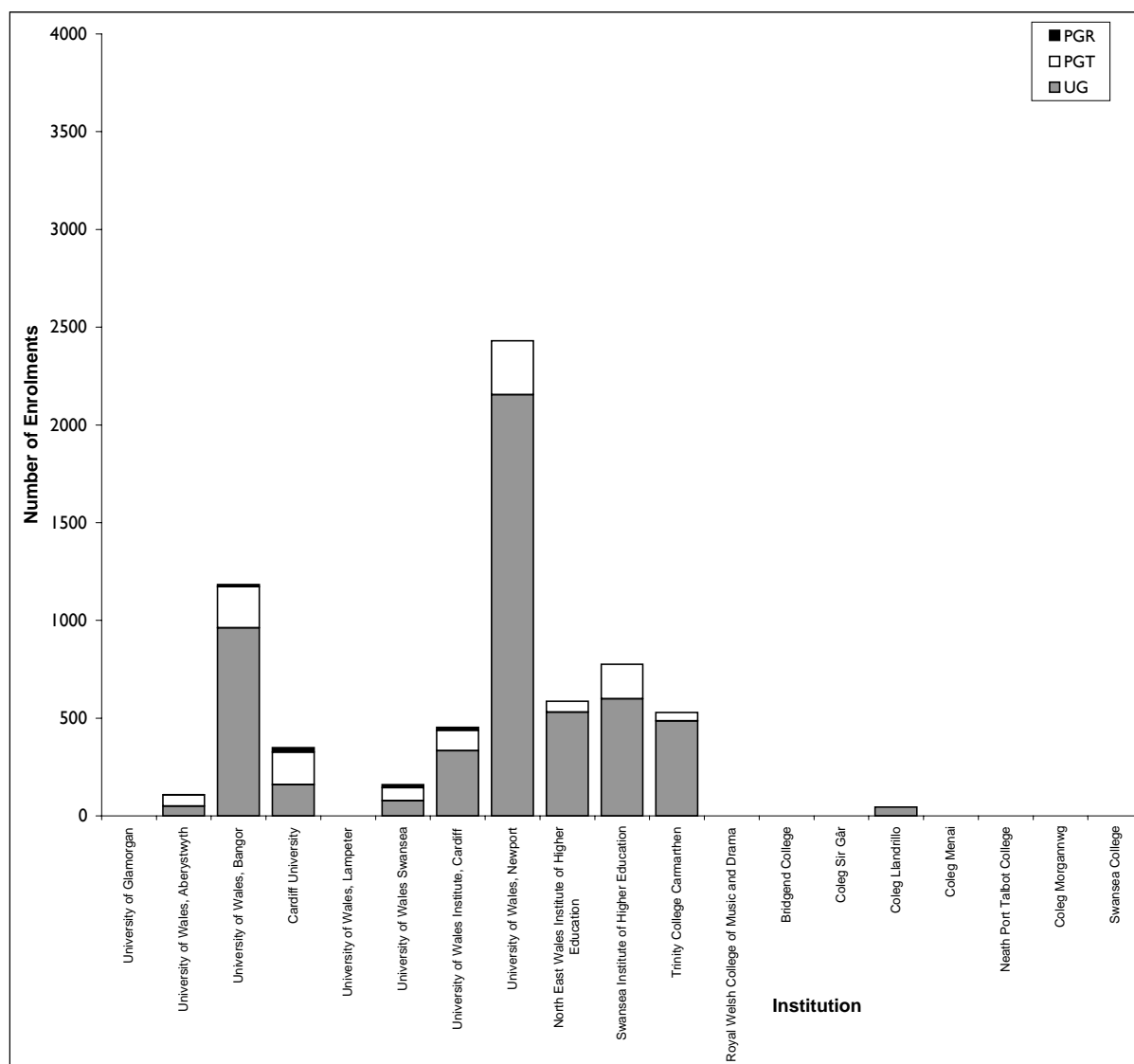


Table D: All Franchised Out Higher Education Courses in 2005/06 by Franchisor

Institution	Franchised To	Mode of Study	ASC	Enrolments	Credit Values	
University of Glamorgan	Barry College	PT	4	11	677	
		PT	7	37	2,535	
		PT	8	0	214	
		FT	4	2	100	
		FT	6	0	25	
		FT	7	0	20	
	Bridgend College	PT	3	29	2,050	
		PT	4	37	2,143	
		PT	6	27	2,596	
		PT	7	61	3,357	
		PT	8	0	448	
		PT	9	11	200	
		FT	3	36	3,880	
		FT	6	24	2,800	
		FT	7	19	4,590	
		FT	8	0	660	
		FT	9	22	0	
		FT	10	6	610	
		Coleg Sir Gâr	PT	2	73	6,525
			PT	3	11	634
	PT		4	79	4,309	
	PT		5	30	2,042	
	PT		6	22	2,860	
	PT		7	79	4,705	
	PT		8	0	412	
	FT		3	17	2,260	
	FT		4	7	840	
	FT		6	20	2,580	
	FT		7	7	890	
	FT		9	2	0	
	FT		10	0	240	
	Coleg Gwent		PT	3	15	837
		PT	4	1	169	
		PT	6	10	984	
		PT	7	39	2,699	
		PT	8	0	253	
		PT	10	17	780	
		FT	4	0	720	
		FT	6	13	1,490	
		FT	10	28	2,880	
		Coleg Llandrillo	PT	2	37	2,302
	PT		4	33	188	
	PT		6	0	20	
	PT		7	33	1,987	
	PT		8	0	39	
	PT		9	1	0	
	FT		6	0	280	
	FT		7	19	2,680	
	FT		8	0	1,620	
	FT		9	19	0	
	FT		10	18	2,130	
	Coleg Menai		PT	4	24	1,411
			PT	7	7	357
	Merthyr Tydfil College		PT	2	39	3,138
		PT	3	3	168	
		PT	6	7	728	
		PT	7	81	5,337	
		PT	8	0	234	
	Neath Port Talbot College	PT	2	25	2,301	
		PT	3	10	335	
		PT	4	28	1,590	
		PT	5	33	1,659	
		PT	6	0	551	
		PT	7	60	4,504	
		PT	8	0	624	
		FT	2	12	1,200	
		FT	3	19	2,280	
		FT	6	0	420	
		FT	7	36	3,800	
		FT	8	0	120	
		FT	9	0	180	
		FT	10	7	700	
	Pembrokeshire College	PT	2	65	4,170	
		PT	3	27	1,566	
		PT	4	54	3,762	
		PT	5	28	1,064	
		PT	6	21	2,124	
		PT	7	43	2,710	
		PT	8	0	195	
		PT	10	1	0	
		FT	2	17	1,580	
		FT	3	53	6,760	
		FT	4	40	6,560	
		FT	5	28	840	
		FT	6	22	4,280	
		FT	7	46	4,740	
		FT	8	0	550	
		FT	10	20	2,410	

Institution	Franchised To	Mode of Study	ASC	Enrolments	Credit Values	
University of Glamorgan (cont.)	Coleg Morgannwg	PT	2	1	55	
		PT	4	29	1,486	
		PT	5	21	1,230	
		PT	6	15	1,544	
		PT	7	55	3,837	
		PT	8	0	507	
		FT	2	46	4,410	
		FT	3	1	380	
		FT	6	0	220	
		FT	7	0	730	
	FT	9	7	280		
	FT	10	76	9,680		
	Coleg Powys	PT	4	4	235	
		PT	6	13	1,278	
		PT	7	17	988	
		PT	8	0	136	
		FT	3	26	3,060	
	Swansea College	FT	6	15	1,800	
		FT	7	63	3,244	
		FT	2	13	1,140	
	Welsh College of Horticulture	FT	3	0	140	
		FT	6	0	120	
		FT	7	0	140	
		PT	3	58	3,430	
	Ystrad Mynach College	PT	7	0	451	
		FT	3	42	4,840	
		FT	7	0	260	
		PT	6	16	1,121	
	Other Location in Wales	PT	7	16	1,292	
		PT	8	0	117	
		FT	3	0	130	
		FT	8	0	160	
		FT	9	6	360	
		FT	11b	0	130	
		PT	2	11	405	
	HEI in other UK or EC	PT	8	55	3,900	
		FT	6	0	195	
		FT	7	0	650	
	Any other location outside Wales	FT	8	102	11,875	
		PT	7	89	5,200	
		FT	4	258	16,680	
		FT	6	6	4,340	
		FT	7	149	24,720	
	Total	Part-time			1,712	114,949
		Full-time			1,303	154,455
	University of Wales, Aberystwyth	Coleg Sir Gâr	PT	3	21	1,290
		Total	Part-time		21	1,290
University of Wales, Bangor	Total	Full-time		0	0	
	Coleg Harlech WEA (N)	FT	3	0	120	
FT		6	0	60		
FT		8	6	467		
FT		9	0	60		
Coleg Llandrillo		PT	2	0	1,170	
		PT	3	5	375	
		PT	8	5	375	
		PT	11b	21	360	
Coleg Llysfasi		PT	3	10	750	
Coleg Meirion-Dwyfor		FT	3	10	1,200	
Coleg Menai	PT	3	1	75		
	PT	7	23	1,725		
	FT	3	20	2,280		
	FT	7	34	4,020		
HEI in other UK or EC	FT	4	0	1,080		
	FT	6	12	360		
Total	Part-time			65	4,830	
	Full-time			81	9,647	
University of Wales, Lampeter	Coleg Morgannwg	PT	9	1	60	
		FT	9	8	920	
	Coleg Powys	PT	6	2	40	
		PT	7	1	50	
		PT	9	12	710	
		FT	6	9	1,060	
		FT	7	7	740	
		FT	9	38	4,540	
	Total	Part-time			15	860
	Total	Full-time			61	7,260
University of Wales Swansea	Swansea College	FT	3	33	3,960	
	Total	Part-time		0	0	
	Total	Full-time		33	3,960	

Institution	Franchised To	Mode of Study	ASC	Enrolments	Credit Values	
University of Wales Institute, Cardiff	Bridgend College	PT	3	11	732	
		PT	7	0	100	
		PT	11b	0	20	
		FT	2	40	4,900	
		FT	3	28	1,580	
		FT	7	0	680	
		FT	8	0	140	
		FT	11b	0	500	
		Coleg Menai	PT	3	7	391
			PT	7	0	78
		Neath Port Talbot College	PT	4	24	2,052
			PT	9	1	60
			FT	2	19	1,482
			FT	3	7	420
	FT		7	0	508	
	FT		8	0	228	
	FT		9	6	648	
	Coleg Powys	FT	11b	0	254	
		FT	2	12	640	
		FT	7	0	720	
		FT	11b	0	90	
	Swansea College	PT	2	6	450	
		PT	6	0	105	
		PT	7	7	270	
		PT	8	0	90	
		FT	2	10	702	
	Ystrad Mynach College	FT	7	10	1,128	
		FT	8	0	108	
		FT	11b	0	234	
		PT	2	18	1,134	
	Total	PT	3	0	117	
		PT	4	6	677	
		PT	5	17	2,035	
		PT	6	6	564	
		PT	8	0	117	
		PT	8	0	0	
	Total	Part-time		103	8,992	
	Total	Full-time		131	14,962	
	University of Wales, Newport	Barry College	PT	6	0	60
			PT	11b	39	1,530
		Bridgend College	PT	2	65	3,460
			PT	3	0	165
PT			4	132	8,275	
PT			5	36	2,900	
PT			6	0	935	
PT			7	53	4,158	
PT			8	0	780	
PT			11b	220	13,260	
FT			2	12	450	
FT			4	5	220	
Coleg Sir Gâr		FT	5	6	580	
		FT	6	0	140	
		FT	8	0	1,165	
		FT	11b	0	90	
		PT	6	0	170	
		PT	11b	114	4,930	
		PT	11b	54	3,030	
		Coleg Ceredigion	PT	6	0	70
		Coleg Glan Hafren	PT	11b	75	4,040
			PT	6	3	360
Gorseinon College		PT	11b	89	3,980	
Coleg Gwent		PT	4	43	3,080	
		PT	5	14	1,120	
		PT	6	0	96	
		PT	7	132	6,342	
		PT	8	0	628	
		PT	11b	181	6,560	
		FT	3	0	320	
		FT	6	11	1,370	
Coleg Llandrillo		FT	7	0	600	
		FT	11b	16	1,000	
		PT	6	0	260	
		PT	7	0	410	
Coleg Meirion-Dwyfor		PT	11b	60	3,460	
		PT	3	0	90	
		PT	7	0	75	
Coleg Menai		PT	8	0	225	
		PT	11b	46	2,730	
		PT	11b	72	3,220	
Merthyr Tydfil College		PT	6	0	70	
		PT	11b	58	3,490	
Neath Port Talbot College		PT	11b	47	3,270	
		PT	6	0	60	
Pembrokeshire College		PT	11b	60	2,970	
		PT	3	0	30	
Coleg Morgannwg		PT	6	0	210	
		PT	11b	152	8,945	
		PT	6	0	220	
Coleg Powys		PT	6	0	220	
		PT	11b	61	3,690	

Institution	Franchised To	Mode of Study	ASC	Enrolments	Credit Values
University of Wales, Newport (cont.)	Swansea College	PT	2	14	840
		PT	3	0	75
		PT	6	0	70
		PT	7	0	90
		PT	11b	104	5,950
	Ystrad Mynach College	PT	3	0	195
		PT	6	0	60
		PT	7	0	140
		PT	8	0	320
	FEI on other UK or EC	PT	11b	194	11,585
		PT	3	0	120
		PT	6	0	110
		PT	7	0	15
	Total			113	6,840
Total	Part-time		2,228	129,404	
Total	Full-time		53	6,295	
North East Wales Institute of Higher Education	Deeside College	PT	4	76	5,835
		PT	11b	44	2,590
	Coleg Llandrillo	PT	11b	10	800
	Coleg Menai	PT	4	5	450
		PT	6	32	2,455
		PT	10	68	5,075
		FT	2	29	3,480
	Yale College	FT	4	4	495
		FT	10	20	2,329
		PT	4	32	2,880
	Other Location in Wales	PT	5	37	2,775
		PT	11b	32	1,860
		PT	2	429	11,320
	FEI on other UK or EC	PT	3	514	5,160
PT		11b	56	3,570	
Total	Part-time		1,335	44,770	
Total	Full-time		53	6,304	
Royal Welsh College of Music and Drama	Neath Port Talbot College	FT	10	35	4,200
		FT		0	0
	Total	Part-time		35	4,200
Total	Full-time		5,479	305,095	
Overall Total	Part-time		1,750	207,083	
	Full-time				

Table E: Growth in Fundable Credit Values/Enrolments 2004/05 to 2005/06 within Funding Cells by Institution

Institution	Year	Credit Values						Enrolments	
		Full-time and Sandwich Year Out*			Part-time			Full-time	Part-time
		UG degree	UG non-degree	PGT	UG (exFO)	UGFO	PGT	PGR	PGR
University of Glamorgan	2004/05	769,519	117,006	54,839	131,166	106,816	99,752	136	219
	2005/06	748,623	109,173	50,483	167,357	96,999	101,948	130	213
	% Growth	-2.7	-6.7	-7.9	27.6	-9.2	2.2	-4.1	-2.7
University of Wales, Aberystwyth	2004/05	672,290	13,320	74,650	42,730	1,090	17,240	161	37
	2005/06	679,490	13,320	60,900	37,205	1,290	17,770	180	42
	% Growth	1.1	0.0	-18.4	-12.9	18.3	3.1	11.8	13.5
University of Wales, Bangor	2004/05	498,951	10,110	90,960	55,338	6,585	29,306	188	92
	2005/06	521,135	12,053	86,040	50,686	3,300	29,950	251	92
	% Growth	4.4	19.2	-5.4	-8.4	-49.9	2.2	33.2	0.0
Cardiff University	2004/05	1,531,575	0	155,765	79,480	0	105,335	693	262
	2005/06	1,518,130	0	164,745	85,570	0	87,770	686	314
	% Growth	-0.9	0	5.8	7.7	0	-16.7	-1.0	19.8
University of Wales, Lampeter	2004/05	78,200	7,060	9,760	65,876	1,390	24,430	18	61
	2005/06	85,664	8,750	15,740	63,157	860	26,820	24	61
	% Growth	9.5	23.9	61.3	-4.1	-38.1	9.8	33.3	0.0
University of Wales Swansea	2004/05	766,256	3,480	53,794	76,642	0	26,080	276	119
	2005/06	795,912	4,080	45,127	55,498	0	25,796	279	135
	% Growth	3.9	17.2	-16.1	-27.6	0	-1.1	1.1	13.4
University of Wales Institute, Cardiff	2004/05	564,757	66,339	62,160	72,420	11,568	29,246	23	50
	2005/06	585,653	67,786	59,130	70,370	8,992	27,000	24	43
	% Growth	3.7	2.2	-4.9	-2.8	-22.3	-7.7	4.3	-14.0
University of Wales, Newport	2004/05	284,000	17,161	16,810	139,265	127,998	55,355	13	2
	2005/06	309,865	17,470	17,950	123,746	121,810	56,380	9	0
	% Growth	9.1	1.8	6.8	-11.1	-4.8	1.9	-30.8	-100.0
North East Wales Institute of Higher Education	2004/05	193,126	38,134	2,880	124,079	42,499	13,035	0	0
	2005/06	208,599	43,025	3,640	108,623	43,880	10,820	2	0
	% Growth	8.0	12.8	26.4	-12.5	3.2	-17.0	0	0
Swansea Institute of Higher Education	2004/05	242,778	77,401	59,346	86,327	0	18,775	1	10
	2005/06	247,382	79,764	49,548	77,685	0	22,924	5	1
	% Growth	1.9	3.1	-16.5	-10.0	0	22.1	400.0	-90.0
Trinity College Carmarthen	2004/05	141,880	0	15,990	18,860	0	6,890	0	0
	2005/06	137,875	0	13,360	20,900	0	5,250	0	0
	% Growth	-2.8	0	-16.4	10.8	0	-23.8	0	0
Royal Welsh College of Music and Drama	2004/05	54,660	3,360	5,500	0	0	2,620	0	0
	2005/06	56,715	3,360	4,530	0	0	3,980	0	0
	% Growth	3.8	0.0	-17.6	0	0	51.9	0	0
Bridgend College	2004/05	0	1,968	0	396	0	0	0	0
	2005/06	0	3,050	0	600	0	0	0	0
	% Growth	0	55.0	0	51.5	0	0	0	0
Coleg Sir Gâr	2004/05	22,520	2,740	0	5,770	0	0	0	0
	2005/06	25,340	2,860	0	5,410	0	0	0	0
	% Growth	12.5	4.4	0	-6.2	0	0	0	0
Coleg Llandrillo	2004/05	2,640	11,945	0	23,255	0	0	0	0
	2005/06	1,800	10,030	0	30,042	0	0	0	0
	% Growth	-31.8	-16.0	0	29.2	0	0	0	0
Coleg Menai	2004/05	0	0	0	1,220	0	0	0	0
	2005/06	0	0	0	1,380	0	0	0	0
	% Growth	0	0	0	13.1	0	0	0	0
Neath Port Talbot College	2004/05	0	1,740	0	1,785	0	0	0	0
	2005/06	0	1,530	0	2,588	0	0	0	0
	% Growth	0	-12.1	0	45.0	0	0	0	0
Coleg Morgannwg	2004/05	0	10,990	0	1,100	0	0	0	0
	2005/06	0	8,590	0	840	0	0	0	0
	% Growth	0	-21.8	0	-23.6	0	0	0	0
Swansea College	2004/05	0	1,005	0	705	0	0	0	0
	2005/06	0	960	0	375	0	0	0	0
	% Growth	0	-4.5	0	-46.8	0	0	0	0
Total	2004/05	5,823,152	383,759	602,454	926,414	297,946	428,064	1,509	852
	2005/06	5,922,183	385,801	571,193	902,032	277,131	416,408	1,590	901
	% Growth	1.7	0.5	-5.2	-2.6	-7.0	-2.7	5.4	5.8

*Sandwich year out counted as 0.5 full-time equivalent credit values