

■ INTRODUCTION

- 1 This document provides information about student enrolments and associated credit values on higher education (HE) courses in Wales during the academic year 2001/02. Comparisons between enrolments and credit values in 2000/01 and 2001/02 are also provided. The information in this report supersedes that provided in Circular W02/70HE which was based on Higher Education Students Early Statistics (HESES) data. The tables show the number of enrolments and associated credit values of all students with breakdowns by mode of study, level of study and Academic Subject Category (ASC) for students who were eligible for Higher Education Funding Council for Wales (HEFCW) funding. Most of the information was collected via the End of Year Monitoring of Higher Education Enrolments survey 2001/02 (Circular W02/35HE).
- 2 Enrolments and associated credit values on courses funded under the second phase of the HE in further education (FE) initiative are included in the tables, as are enrolments and credit values on Mainstreamed Continuing Education (CE) courses, franchised out courses, Community University of North Wales courses, and part-time enrolments and credit values associated with the dissertation element of a full-time postgraduate taught course. Appendix 1 provides further information on data sources and definitions. Detailed information on enrolments and credit values for individual institutions is presented in Appendix 2, which also includes summary information for enrolments and credit values associated with courses funded under the second phase of the HE in FE initiative (Table F).

■ SUMMARY OF MAIN POINTS

- 3 The main points are:
 - There were 105,487 enrolments in 2001/02;
 - 88 per cent of these enrolments were eligible for HEFCW funding;
 - the largest ASCs were *Humanities* with 17,977 fundable enrolments (13,256 full-time equivalents (FTEs)), *Business and Management* with 13,474 fundable enrolments (10,277 FTEs) and *Science* with 12,490 fundable enrolments (11,434 FTEs);
 - there were 3,855 full-time fundable enrolments on initial teacher training (ITT) courses leading to qualified teacher status (QTS), of whom 2,552 were training to teach in primary schools and 1,303 in secondary schools;
 - there were 55,396 full-time, 850 sandwich year out and 36,661 part-time fundable enrolments;
 - there were 6,519,803 full-time and sandwich year out and 1,597,190 part-time fundable taught credit values;
 - the number of fundable full-time and sandwich year out enrolments in total was 1 per cent below the number of funded places allocated by HEFCW; by level of study this was 1 per cent below for undergraduate; 3 per cent above for postgraduate taught;
 - the number of part-time fundable credit values was 5 per cent above funded credit values overall (3 per cent above for undergraduates and 12 per cent above for postgraduate taught enrolments);
 - both full-time and sandwich fundable undergraduate enrolments and part-time fundable undergraduate credit values increased by 1 per cent compared to 2000/01;
 - full-time fundable postgraduate research enrolments were 3 per cent below funded places and part-time fundable postgraduate research enrolments were 12 per cent below funded places.

■ ENROLMENTS ON HIGHER EDUCATION COURSES

- 4 Table 1 shows enrolments on higher education courses during 2001/02. The count of enrolments comprises those students who enrolled and completed the year of study or the full course or, under certain circumstances, a single semester (see notes in Appendix 1).

Table 1: Enrolments on Higher Education Courses in Wales 2001/02

Funding Category	Full-time	Sandwich Year Out	Part-time		Total
			PGT Dissertation	Other	
Home and EC					
Fundable	55,369	850	233	36,428	92,880
Non-fundable	4,819	27	5	2,548	7,399
Island	105	0	0	38	143
Overseas	3,471	20	71	1,503	5,065
Total	63,764	897	309	40,517	105,487

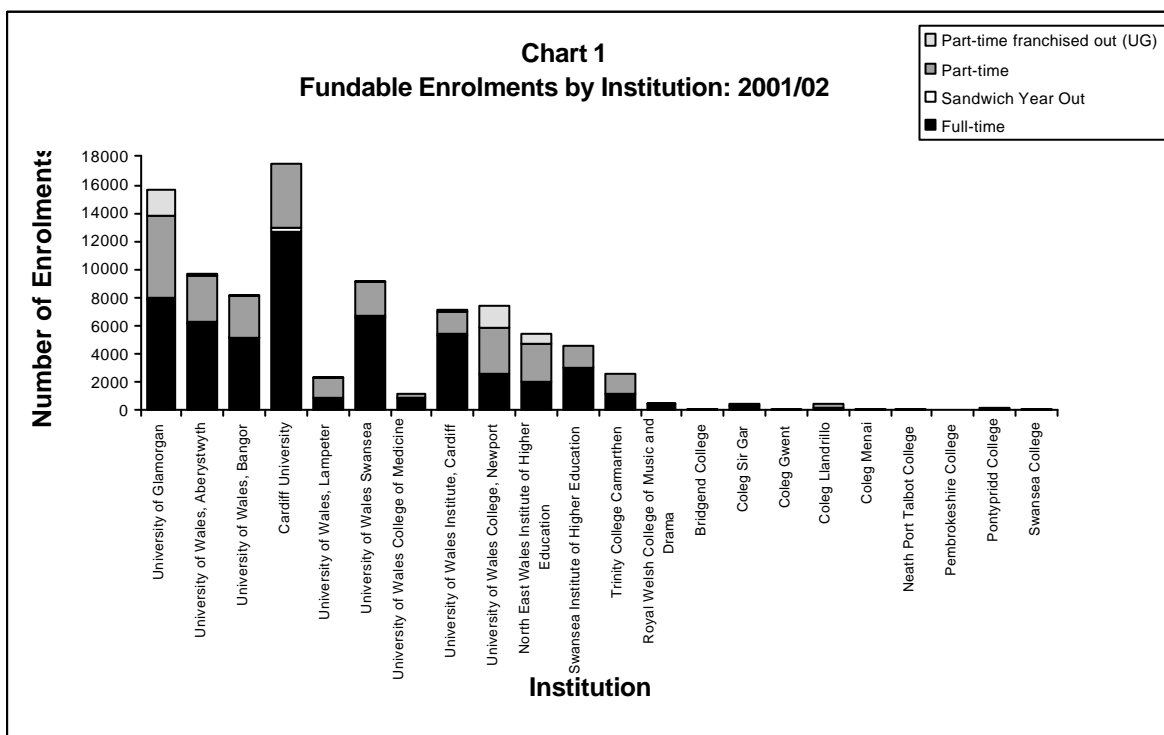
- 5 There were 105,487 enrolments on higher education courses in Wales. Of these, 88 per cent were eligible for funding by HEFCW. The remaining enrolments were either not eligible for funding because the places were funded from other government sources or were privately funded (7 per cent), or students were not domiciled in the United Kingdom (UK) or another European Community (EC) country or were domiciled in the Channel Islands or the Isle of Man.
- 6 From 1997/98 onwards for part-time taught provision and from 2002/03 onwards for full-time taught provision, funding allocations have been calculated on the basis of credit values. In 2001/02 part-time and full-time taught data were collected on both an enrolment and credit value basis. Enrolments were used as the basis for calculating funding for full-time provision for 2001/02, however, credit values collected on the HESES survey in 2001/02 were used to calculate funding for full-time provision in 2002/03. Therefore in order to compare end of year data with 2001/02 HESES data and also monitor 2001/02 funding, this document includes both data types.
- 7 Tables A1 to A4 in Appendix 2 show the numbers of enrolments and credit values for each institution by mode of study, level of study and funding category. Tables A5 and A6 provide a breakdown of all enrolments and credit values by level of study and mode of study for each institution. These tables update the provisional figures provided in Annex A of Circular W02/70HE (*Statistics for 2002/03 Funding*) which were based on the HESES 2001 survey.

■ FUNDABLE ENROLMENTS BY INSTITUTION AND MODE OF STUDY

- 8 Table 2 and Chart 1 show the numbers of fundable enrolments at each institution funded by HEFCW. Table A6a in Appendix 2 provides a more detailed breakdown of these enrolments.
- 9 There were 92,880 fundable enrolments in 2001/02. These equate to 74,125 FTEs (derived using 0.5 FTE for both sandwich year out and part-time enrolments). In most institutions, enrolments were predominately on a full-time or sandwich basis, but in four of the HEIs part-time students contributed to more than a half of the fundable enrolments: *University of Wales, Lampeter* (62 per cent); *University of Wales College, Newport* (66 per cent); *North East Wales Institute of Higher Education* (62 per cent); and *Trinity College Carmarthen* (57 per cent).

Table 2: Fundable Enrolments by Mode of Study and Institution 2001/02

Institution	Full-time	Sandwich Year Out	Part-time		Total
			PGT Dissertation	Other	
University of Glamorgan	7,802	206	128	7,533	15,669
University of Wales, Aberystwyth	6,196	133	0	3,295	9,624
University of Wales, Bangor	5,082	46	0	3,012	8,140
Cardiff University	12,662	277	0	4,507	17,446
University of Wales, Lampeter	897	0	40	1,426	2,363
University of Wales Swansea	6,615	92	0	2,454	9,161
University of Wales College of Medicine	887	0	0	337	1,224
University of Wales Institute, Cardiff	5,352	81	33	1,715	7,181
University of Wales College, Newport	2,543	0	32	4,893	7,468
North East Wales Institute of Higher Education	2,100	0	0	3,402	5,502
Swansea Institute of Higher Education	3,008	15	0	1,626	4,649
Trinity College Carmarthen	1,126	0	0	1,464	2,590
Royal Welsh College of Music and Drama	484	0	0	49	533
Bridgend College	33	0	0	18	51
Coleg Sir Gâr	281	0	0	187	468
Coleg Gwent	0	0	0	36	36
Coleg Llandrillo	176	0	0	354	530
Coleg Menai	13	0	0	28	41
Neath Port Talbot College	19	0	0	27	46
Pembrokeshire College	0	0	0	4	4
Pontypridd College	74	0	0	48	122
Swansea College	22	0	0	13	35
Total	55,369	850	233	36,428	92,880



■ **FUNDABLE ENROLMENTS BY ASC, MODE OF STUDY AND LEVEL OF STUDY**

- 10 A breakdown of fundable enrolments during 2001/02 by ASC and mode of study is given in Table 3. Tables C1 to C11b (Appendix 2), and the corresponding charts, provide information by each ASC separately.

Table 3: Fundable Enrolments by ASC and Mode of Study 2001/02

ASC	Full-time	Sandwich Year Out	Part-time		Total
			PGT Dissertation	Other	
1 Clinical and Pre-clinical Subjects	1,410	0	0	268	1,678
2 Subjects and Professions Allied to Medicine	2,457	32	3	3,406	5,898
3 Science	10,377	182	24	1,907	12,490
4 Engineering and Technology	3,718	90	26	3,332	7,166
5 Built Environment	959	120	2	1,073	2,154
6 Mathematical Sciences, IT and Computing	3,750	120	63	3,334	7,267
7 Business and Management	7,079	168	65	6,162	13,474
8 Social Sciences	6,964	18	5	2,275	9,262
9 Humanities	8,535	114	39	9,289	17,977
10 Art, Design and Performing Arts	5,709	4	6	2,053	7,772
11aa Education (ITT) - Primary	2,476	0	0	1	2,477
11ab1 - Secondary shortage	809	0	0	0	809
11ab2 - Secondary non-shortage	403	0	0	0	403
11b Education (Non-ITT)	725	2	0	3,328	4,055
Total	55,369	850	233	36,428	92,880

- 11 There were fundable enrolments in all ASCs. There were more than 12,000 enrolments in each of *Humanities*, *Business and Management* and *Science*. The science, engineering and mathematical ASCs (ASCs 3, 4 and 6) had a total of 26,923 enrolments which represented nearly 30 per cent of the total. The smallest numbers of students were enrolled in *Clinical and Pre-clinical Subjects* with less than 2 per cent of the total.
- 12 The largest ASCs for full-time study were *Science* and *Humanities*. *Science* had 10,377 and *Humanities* had 8,535 full-time enrolments and together they represented over one third of the total fundable full-time study. There were 850 sandwich students on their year out. These students were studying a wide range of subjects, including *Business and Management* and *Science* with a combined total of 350 students out on placements. *Built Environment*, *Mathematical Sciences, IT and Computing* and *Humanities* each had at least 100 students on placements.
- 13 In most ASCs there were more full-time enrolments than part-time enrolments. In *Education* there was a split between enrolments on courses leading to QTS in ASC 11a, which were almost all full-time, and other education courses (ASC 11b) which were predominately part-time. The balance between full-time and part-time varied considerably between ASCs. Over half of all enrolments were on a part-time basis in *Subjects and Professions Allied to Medicine* (58 per cent) and *Humanities* (52 per cent), and nearly half were on a part-time basis in *Engineering and Technology* (47 per cent), *Business and Management* (46 per cent), *Mathematical Sciences, IT and Computing* (47 per cent) and *Built Environment* (50 per cent). At the other extreme, only 15 per cent of *Science* students were studying on a part-time basis.
- 14 Tables 4 and 5 show fundable enrolments by ASC and level of study for full-time and part-time enrolments respectively.

Table 4: Full-time Fundable Enrolments by ASC and Level of Study 2001/02

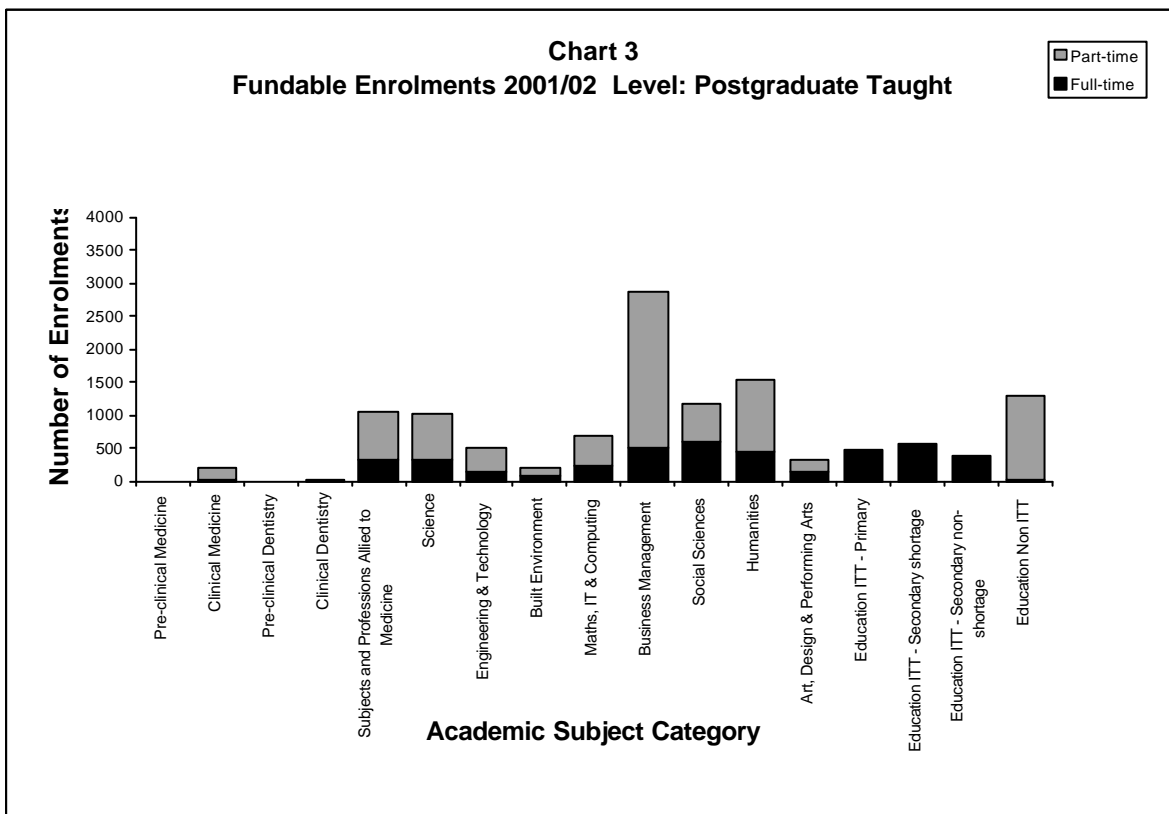
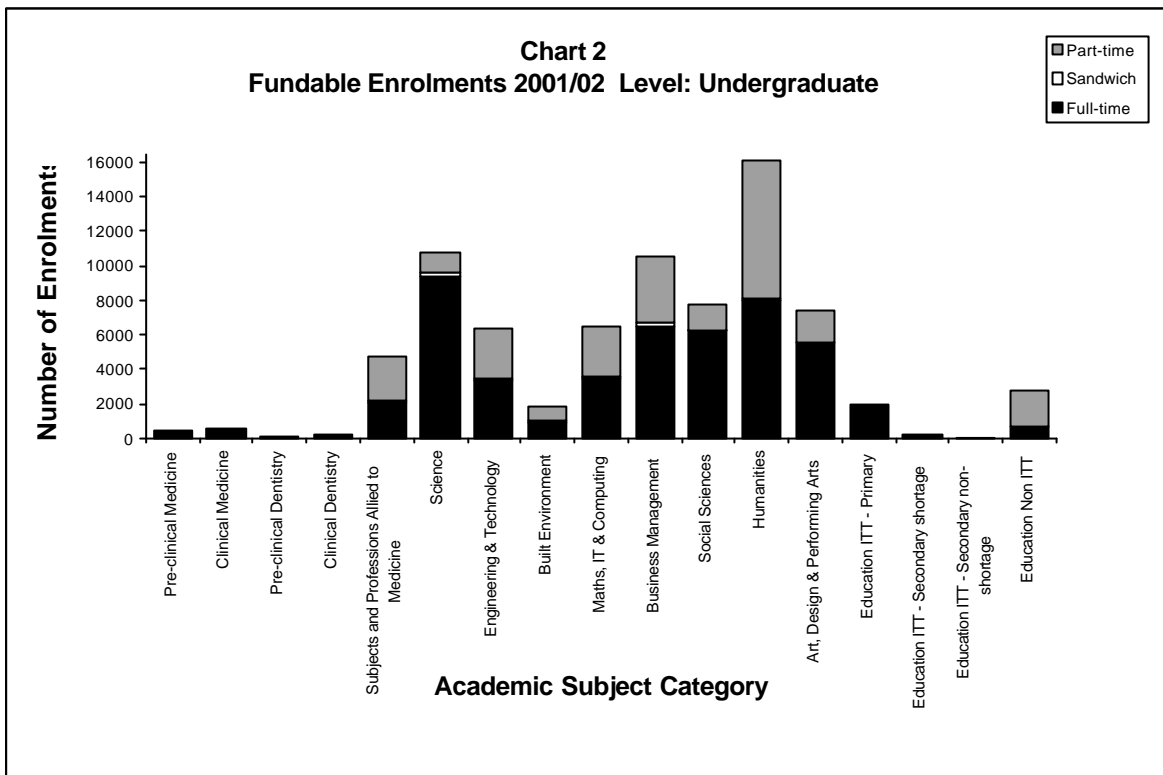
ASC	Undergraduate		Postgraduate Taught	Postgraduate Research	Total
	Degree	Non-degree			
1 Clinical and Pre-clinical Subjects	1,320	0	11	79	1,410
2 Subjects and Professions Allied to Medicine	1,755	357	308	38	2,457
3 Science	8,838	598	312	630	10,377
4 Engineering and Technology	2,923	474	127	195	3,718
5 Built Environment	782	67	73	38	959
6 Mathematical Sciences, IT and Computing	2,699	721	229	103	3,750
7 Business and Management	5,296	1,223	508	53	7,079
8 Social Sciences	6,066	145	581	173	6,964
9 Humanities	7,802	135	449	149	8,535
10 Art, Design and Performing Arts	4,807	746	134	23	5,709
11aa Education (ITT) - Primary	1,990	0	487	0	2,476
11ab1 - Secondary shortage	233	0	576	0	809
11ab2 - Secondary non-shortage	21	0	382	0	403
11b Education (Non-ITT)	684	4	25	12	725
Total	45,213	4,468	4,198	1,491	55,369

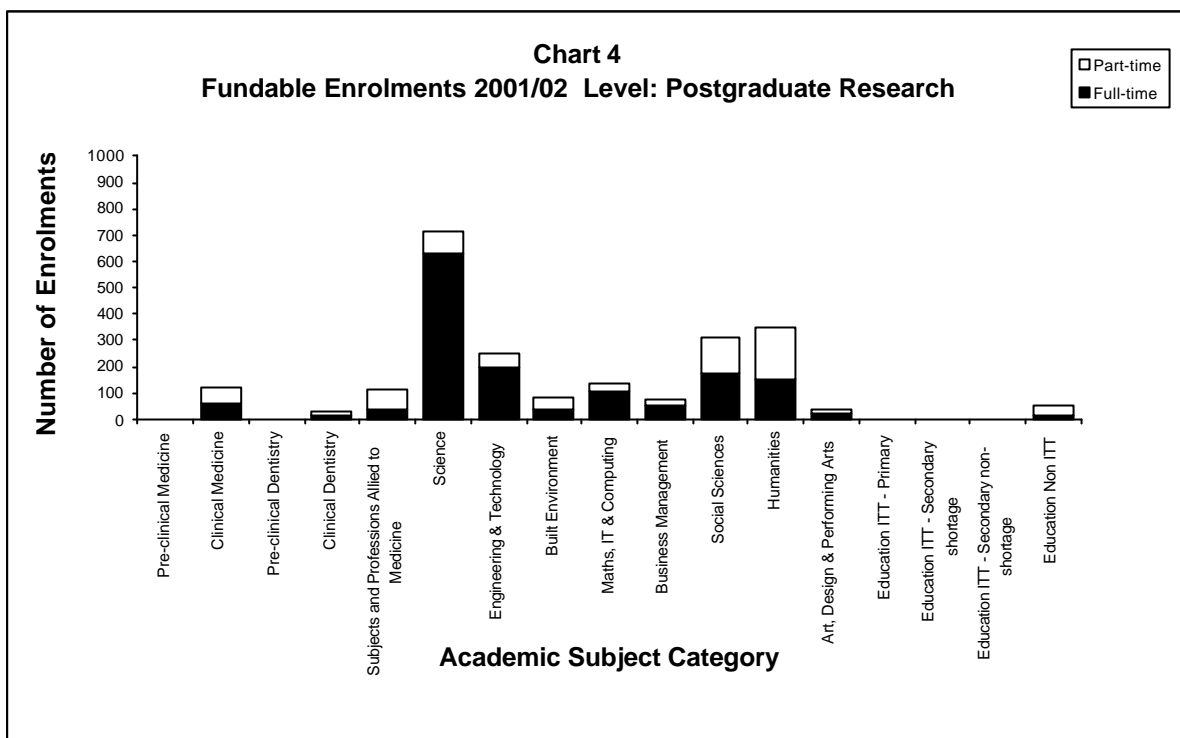
Table 5: Part-time Fundable Enrolments by ASC and Level of Study 2001/02

ASC	Undergraduate	Postgraduate Taught		Postgraduate Research	Total
		PGT Dissertation	Other		
1 Clinical and Pre-clinical Subjects	1	0	199	68	268
2 Subjects and Professions Allied to Medicine	2,585	3	748	73	3,409
3 Science	1,152	24	673	82	1,931
4 Engineering and Technology	2,924	26	352	56	3,358
5 Built Environment	906	2	125	42	1,075
6 Mathematical Sciences, IT and Computing	2,911	63	391	32	3,397
7 Business and Management	3,834	65	2,308	20	6,227
8 Social Sciences	1,544	5	596	135	2,280
9 Humanities	8,039	39	1,049	201	9,328
10 Art, Design and Performing Arts	1,859	6	178	16	2,059
11aa Education (ITT) - Primary	1	0	0	0	1
11ab1 - Secondary shortage	0	0	0	0	0
11ab2 - Secondary non-shortage	0	0	0	0	0
11b Education (Non-ITT)	2,011	0	1,280	37	3,328
Total	27,767	233	7,899	762	36,661

- 15 There were 49,681 full-time fundable undergraduate enrolments, accounting for 90 per cent of all full-time fundable enrolments, with postgraduate taught accounting for 8 per cent and 3 per cent undertaking postgraduate research.
- 16 There was some variation between ASCs in the proportions of full-time fundable students studying at undergraduate and postgraduate levels. *Education (ITT)* and *Subjects and Professions Allied to Medicine* had the greatest proportions of full-time students that were postgraduates. In most ASCs the postgraduates were mainly on taught courses but in *Clinical and Pre-clinical Subjects*, *Science*, *Engineering and Technology* and the majority of postgraduates were enrolled on research degrees.
- 17 A much higher proportion of part-time courses were at a postgraduate level, 22 per cent of fundable enrolments were postgraduate taught and 2 per cent were postgraduate research. The highest proportions of postgraduates were in *Clinical and Pre-clinical Subjects* (almost 100 per cent), *Science* (40 per cent) and *Education (non-ITT)* (40 per cent). In all ASCs, for part-time courses, postgraduate taught enrolments outnumbered postgraduate research enrolments. The ASC with the greatest number of part-time postgraduate research students was *Humanities*.

18 Charts 2 to 4 show the distribution of enrolments across ASCs (including subdivisions of ASC1 and ASC11) and show, for each level of study separately, the balance between the different modes of study.





■ **FRANCHISED OUT FUNDABLE ENROLMENTS BY ASC, MODE OF STUDY AND INSTITUTION**

- 19 Table 6 shows the number of enrolments, within the overall number of fundable enrolments, taught under franchise agreements. There were no postgraduate research or full-time postgraduate taught students taught under franchise agreements. Of the 5,996 students taught under a franchise agreement, 77 per cent were on part-time undergraduate courses. These students are treated as a separate category for funding purposes and represent 17 per cent of all fundable part-time undergraduates. There were also 1,080 full-time undergraduates and 306 part-time postgraduates taught under franchise agreements.
- 20 Of the 5,996 fundable enrolments franchised out to other institutions, over 82 per cent were part-time. Part-time franchised out students were primarily in *Business and Management*, *Engineering and Technology*, *Education (non-ITT)* and *Subjects and Professions Allied to Medicine*. For full-time students, the enrolments were greatest in *Science* and *Subjects and Professions Allied to Medicine*. Table D in Appendix 2 provides details of all franchised out courses, including associated credit values, by the institution to which the courses were franchised.
- 21 Table 7 shows the total number of fundable franchised out enrolments by institution. The *University of Glamorgan* had the greatest number of franchised out enrolments (46 per cent), with 27 per cent at the *University of Wales College, Newport*.

Table 6: Franchised Out Fundable Enrolments by ASC 2001/02

ASC	Full-time* Undergraduate		Part-time	Part-time	Total
	Degree	Non-degree	Undergraduate	Postgraduate	
1 Clinical and Pre-clinical Subjects	0	0	0	0	0
2 Subjects and Professions Allied to Medicine	0	232	709	0	941
3 Science	32	249	233	0	514
4 Engineering and Technology	1	99	835	0	935
5 Built Environment	0	11	201	0	212
6 Mathematical Sciences, IT and Computing	13	77	326	0	416
7 Business and Management	10	137	927	286	1,360
8 Social Sciences	1	55	73	0	129
9 Humanities	32	11	48	0	91
10 Art, Design and Performing Arts	23	98	81	0	202
11aa Education (ITT) - Primary	0	0	0	0	0
11ab1 - Secondary shortage	0	0	0	0	0
11ab2 - Secondary non-shortage	0	0	0	0	0
11b Education (Non-ITT)	0	0	1,177	20	1,197
Total	112	968	4,610	306	5,996

*Full-time includes sandwich year out counted as 0.5 full-time

Table 7: Franchised Out Fundable Enrolments by Institution 2001/02

Institution	Full-time* Undergraduate		Part-time	Part-time	Total
	Degree	Non-degree	Undergraduate	Postgraduate	
University of Glamorgan	40	555	1,862	286	2,743
University of Wales Aberystwyth	27	0	34	0	61
University of Wales, Bangor	0	80	50	20	150
Cardiff University	0	0	0	0	0
University of Wales, Lampeter	44	0	18	0	62
University of Wales Swansea	0	66	29	0	95
University of Wales College of Medicine	0	0	0	0	0
University of Wales Institute, Cardiff	0	186	240	0	426
University of Wales College Newport	1	18	1,626	0	1,645
North East Wales Institute of Higher Education	0	28	751	0	779
Swansea Institute of Higher Education	0	0	0	0	0
Trinity College Carmarthen	0	0	0	0	0
Royal Welsh College of Music and Drama	0	35	0	0	35
Further Education Colleges	0	0	0	0	0
Total	112	968	4,610	306	5,996

*Full-time includes sandwich year out counted as 0.5 full-time

■ INITIAL TEACHER TRAINING FUNDABLE ENROLMENTS BY SUBJECT AND LEVEL OF STUDY

- 22 Table 8 shows the number of fundable full-time enrolments on ITT courses leading to QTS registered between 1 August 2001 and 1 November 2001 inclusive. This method of counting enrolments differs from that used elsewhere in the publication and reflects the method used for funding ITT. Note, however, that the numbers shown for ASC 11a in all other tables in this publication are on the same basis as the other figures in the tables (i.e. overall enrolments for the full academic year 2001/02). Most of the 3,855 enrolments were to primary education courses (66 per cent). Primary education courses were mainly at undergraduate level, whereas training for secondary education was predominantly at postgraduate level.

Table 8: Initial Teacher Training Fundable Full-time Enrolments by Subject and Level

of Study 2001/02

Subject	Level		Total
	Undergraduate	Postgraduate Taught	
Education ITT - Primary	2,051	501	2,552
- Secondary - Art	0	70	70
- Biology	0	58	58
- Business Studies	10	21	31
- Chemistry	0	31	31
- Design and Technology	95	72	167
- Drama	90	17	107
- English	0	113	113
- French	6	79	85
- General/Integrated Science	0	52	52
- Geography	0	56	56
- German	0	15	15
- History	0	72	72
- Information Technology	0	43	43
- Italian	0	3	3
- Mathematics	30	81	111
- Music	13	29	42
- Other Modern Languages	0	5	5
- Other Science	0	0	0
- Physical Education	0	92	92
- Physics	0	25	25
- Religious Education	0	37	37
- Spanish	0	9	9
- Welsh	27	32	59
- Other	0	20	20
Total	2,322	1,533	3,855

■ CREDIT BASED TAUGHT PROVISION

- 23 Since 1997/98 for part-time taught provision and 2002/03 for full-time taught provision, funding allocations have been calculated on the basis of credit values. The distribution of credit values across ASCs and levels of study for 2001/02 is shown in Tables 9a and 9c, and the distribution across institutions is shown in Tables 9b and 9d. These tables show the fundable taught enrolments in Tables 4 and 5 and sandwich year out fundable enrolments, on a credit value basis.
- 24 All credit based data should conform to the framework established by the Higher Education Credit Initiative Wales (HECIW), except that the level of study is the level of the overall qualification aim and not the level of the module or unit.
- 25 The 54,728 fundable full-time and sandwich year out taught enrolments shown in Table 4 correspond to 6,519,803 credit values in Table 9a. The 35,899 fundable part-time taught enrolments shown in Table 5 correspond to the total of 1,597,190 credit values in Table 9c. For full-time study, for undergraduates, each enrolment was on average equivalent to 119 credit values; for postgraduate taught the average was 136 credit values. For part-time study, each undergraduate enrolment was on average equivalent to 40 credit values; for postgraduate taught enrolments the average was 58 credit values. Sandwich year out is always counted as 60 credit values per enrolment. It should be noted that credit values were assigned to ASCs according to the subject of the module or unit the credit values were associated with, whereas part-time enrolments were rarely split across ASCs. Therefore, at the ASC level, the number of credit values does not correspond exactly to the number of enrolments.

Table 9a: Full-time and Sandwich Year Out Taught Fundable Credit Values by ASC

2001/02

ASC		Undergraduate		Postgraduate Taught	Total
		Degree	Non-degree		
1	Clinical and Pre-clinical Subjects	158,400	0	1,980	160,380
2	Subjects and Professions Allied to Medicine	129,092	38,530	40,068	207,690
3	Science	1,120,790	66,830	43,990	1,231,610
4	Engineering & Technology	363,055	50,718	16,001	429,774
5	Built Environment	96,316	8,631	13,905	118,852
6	Mathematical Sciences, IT & Computing	405,932	100,087	39,466	545,485
7	Business and Management	534,478	121,098	73,254	728,830
8	Social Sciences	730,158	33,433	84,306	847,897
9	Humanities	964,527	14,337	65,614	1,044,478
10	Art, Design & Performing Arts	552,167	81,437	17,374	650,978
11aa	Education (ITT) - Primary	243,061	0	59,295	302,356
11ab1	- Secondary shortage	27,996	0	66,820	94,816
11ab2	- Secondary non-shortage	2,610	0	45,540	48,150
11b	Education (Non-ITT)	93,797	11,330	3,380	108,507
Total		5,422,379	526,431	570,993	6,519,803

Sandwich year out counted as 60 credit values

Table 9b: Full-time and Sandwich Year Out Taught Fundable Credit Values by Institution 2001/02

Institution	Undergraduate		Postgraduate Taught	Total
	Degree	Non-degree		
University of Glamorgan	698,800	158,101	42,354	899,255
University of Wales, Aberystwyth	638,360	21,180	74,360	733,900
University of Wales, Bangor	507,466	11,280	72,360	591,106
Cardiff University	1,329,870	0	170,340	1,500,210
University of Wales, Lampeter	90,640	2,320	8,800	101,760
University of Wales Swansea	668,353	8,100	94,548	771,001
University of Wales College of Medicine	94,560	0	1,980	96,540
University of Wales Institute, Cardiff	495,202	100,301	51,030	646,533
University of Wales College, Newport	266,168	18,697	15,715	300,580
North East Wales Institute of Higher Education	210,000	39,960	360	250,320
Swansea Institute of Higher Education	248,748	96,870	15,716	361,334
Trinity College Carmarthen	118,105	0	17,520	135,625
Royal Welsh College of Music and Drama	47,575	4,200	5,910	57,685
Bridgend College	0	3,696	0	3,696
Coleg Sir Gâr	6,300	27,747	0	34,047
Coleg Gwent	0	0	0	0
Coleg Llandrillo	2,232	18,889	0	21,121
Coleg Menai	0	1,950	0	1,950
Neath Port Talbot College	0	2,220	0	2,220
Pembrokeshire College	0	0	0	0
Pontypridd College	0	8,280	0	8,280
Swansea College	0	2,640	0	2,640
Total	5,422,379	526,431	570,993	6,519,803

Sandwich year out counted as 60 credit values

Table 9c: Part-time Taught Fundable Credit Values by ASC 2001/02

ASC	Undergraduate		Postgraduate Taught		Total
	Excluding Franchised Out	Franchised Out	PGT dissertation	Other	
1 Clinical and Pre-clinical Subjects	0	0	0	15,330	15,330
2 Subjects and Professions Allied to Medicine	78,378	22,522	180	41,921	143,001
3 Science	29,521	14,259	1,440	40,666	85,886
4 Engineering & Technology	106,245	56,006	1,560	18,995	182,806
5 Built Environment	37,617	12,657	120	9,195	59,589
6 Mathematical Sciences, IT & Computing	107,785	24,713	3,780	28,972	165,250
7 Business and Management	152,630	72,099	3,570	132,652	360,951
8 Social Sciences	64,368	11,447	300	41,942	118,057
9 Humanities	157,977	1,724	2,340	60,885	222,926
10 Art, Design & Performing Arts	46,530	5,269	360	11,466	63,625
11aa Education (ITT) - Primary	24	0	0	0	24
11ab1 - Secondary shortage	0	0	0	0	0
11ab2 - Secondary non-shortage	0	0	0	0	0
11b Education (Non-ITT)	49,760	72,778	0	57,207	179,745
Total	830,835	293,474	13,650	459,231	1,597,190

Table 9d: Part-time Taught Fundable Credit Values by Institution 2001/02

Institution	Undergraduate		Postgraduate Taught		Total
	Excluding Franchised Out	Franchised Out	PGT Dissertation	Other	
University of Glamorgan	107,496	129,068	7,680	105,153	349,397
University of Wales, Aberystwyth	54,580	2,710	0	34,955	92,245
University of Wales, Bangor	50,635	3,750	0	40,050	94,435
Cardiff University	65,270	0	0	78,390	143,660
University of Wales, Lampeter	52,480	1,230	2,400	13,260	69,370
University of Wales Swansea	53,485	2,175	0	42,706	98,366
University of Wales College of Medicine	4,200	0	0	15,330	19,530
University of Wales Institute, Cardiff	64,182	16,530	1,980	29,130	111,822
University of Wales College, Newport	149,451	102,436	1,590	49,120	302,597
North East Wales Institute of Higher Education	112,627	35,575	0	16,442	164,644
Swansea Institute of Higher Education	53,405	0	0	24,405	77,810
Trinity College Carmarthen	18,704	0	0	8,450	27,154
Royal Welsh College of Music and Drama	1,020	0	0	1,840	2,860
Bridgend College	1,020	0	0	0	1,020
Coleg Sir Gâr	11,657	0	0	0	11,657
Coleg Gwent	2,981	0	0	0	2,981
Coleg Llandrillo	18,610	0	0	0	18,610
Coleg Menai	2,100	0	0	0	2,100
Neath Port Talbot College	1,964	0	0	0	1,964
Pembrokeshire College	288	0	0	0	288
Pontypridd College	3,600	0	0	0	3,600
Swansea College	1,080	0	0	0	1,080
Total	830,835	293,474	13,650	459,231	1,597,190

■ **CONTINUING EDUCATION CREDIT VALUES BY ASC AND INSTITUTION**

Table 10: Continuing Education Fundable Credit Values by ASC and Institution 2001/02

ASC	UW Aberystwyth		UW Bangor	UW Cardiff	UW Swansea	Total
	UG	PGT	UG	UG	UG	
1 Clinical and Pre-Clinical Subjects	0	0	0	0	0	0
2 Subjects and Professions Allied to Medicine	3,300	0	0	0	1,670	4,970
3 Science	0	0	0	1,750	850	2,600
4 Engineering & Technology	0	0	0	0	0	0
5 Built Environment	4,510	0	0	0	0	4,510
6 Mathematical Science, IT & Computing	0	0	4,010	4,310	15,525	23,845
7 Business and Management	280	0	2,570	1,650	1,200	5,700
8 Social Sciences	18,415	260	1,910	3,570	640	24,795
9 Humanities	8,585	0	9,120	34,090	6,530	58,325
10 Art, Design & Performing Arts	0	0	7,920	3,950	3,890	15,760
11aa Education (ITT) - Primary	0	0	0	0	0	0
11ab1 - Secondary shortage	0	0	0	0	0	0
11ab2 - Secondary non-shortage	0	0	0	0	0	0
11b Education (Non-ITT)	0	0	0	110	120	230
Total	35,090	260	25,530	49,430	30,425	140,735

- 26 Table 10 shows the number of credit values associated with part-time award bearing CE courses in 2001/02. In all, 140,735 credit values were recorded as CE by four institutions of the University of Wales. Almost all of the credit values were recorded at undergraduate level. There were only 260 postgraduate credit values and all of which were recorded at the *University of Wales, Aberystwyth*. The largest ASC was Humanities, with 41 per cent of the total credit values.
- 27 The two sections below compare enrolments/credit values during 2001/02 with the funded places/credit values allocated to institutions for that year. The third section relates to growth in fundable enrolments/credit values in 2001/02. For these purposes, full-time and sandwich year out registrations are combined (with sandwich year out counted at 0.5) to give full-time equivalents on the same basis as funded places. Part-time taught data are shown as credit values.

■ **FUNDED PLACES/CREDIT VALUES AND FUNDABLE ENROLMENTS/CREDIT VALUES BY MODE OF STUDY**

- 28 Table 11 compares fundable enrolments/credit values with funded places/credit values by mode of study and level of study for 2001/02.
- 29 Full-time and sandwich year out undergraduate enrolments were 1 per cent below the number of funded places in 2001/02. Full-time postgraduate taught enrolments were 3 per cent above funded places and full-time postgraduate research enrolments were 6 per cent below funded numbers.
- 30 Part-time undergraduate credit values were 3 per cent above the number of funded credit values and part-time postgraduate taught credit values were 12 per cent above funded credit values. Part-time postgraduate research enrolments were 21 per cent below funded places.

Table 11: Fundable and Funded Numbers/Credit Values 2001/02

Enrolments

Mode	Level	Enrolments	Funded Places
Full-time and Sandwich Year Out*	Undergraduate Degree	45,616	46,208
	Undergraduate Non-degree	4,489	4,589
	Total Undergraduate	50,105	50,797
	Postgraduate Taught	4,198	4,086
	Postgraduate Research	1,491	1,582
Total		55,794	56,465

*Sandwich year out counted as 0.5 full-time

Mode	Level	Enrolments	Funded Places
Part-time	Postgraduate Research	762	966

Credit Values

Mode	Level	Credit Values	Funded Credit Values
Part-time	Undergraduate		
	excluding franchised out	830,835	794,098
	franchised out	293,474	299,102
	Total Undergraduate	1,124,309	1,093,200
	Postgraduate Taught	472,881	423,446
Total		1,597,190	1,516,646

■ **FUNDED PLACES/CREDIT VALUES AND FUNDABLE ENROLMENTS/CREDIT VALUES BY INSTITUTION AND MODE OF STUDY**

- 31 Table 12 shows the numbers of fundable enrolments/credit values and funded places/credit values at each institution. The table shows the extent to which institutions recruited to their funded places/credit values. Table A7 in Appendix 2 provides a more detailed breakdown of funded credit values/places at each institution.
- 32 Overall, full-time and sandwich year out undergraduate enrolments were slightly below the number of funded places, even so, the differences for individual HEIs ranged from 15 per cent below at the *Royal Welsh College of Music and Drama* to 6 per cent above funded places at *Swansea Institute of Higher Education*. Fundable part-time undergraduate credit values were 3 per cent above funded part-time undergraduate credit values, whereas individually institutions varied quite significantly; from 37 per cent above funded credit values at the *University of Wales, Bangor* to 16 per cent below at *University of Wales, Lampeter*. At FE Colleges, for full-time and sandwich, funded places were only exceeded by enrolments in *Neath Port Talbot College*; at all other colleges, enrolments were lower than funded places. For part-time credit values, only at *Coleg Llandrillo* and *Coleg Menai* did fundable credit values exceed the number of funded credit values.

Table 12: Fundable enrolments/Credit Values and Funded Places/Credit Values by Mode of Study, Level of Study and Institution 2001/02

Undergraduate

Institution	Full-time and Sandwich Year Out*		Part-time	
	Enrolments	Funded Places	Credit Values	Funded Credit Values
University of Glamorgan	7,447	8,050	236,564	249,767
University of Wales, Aberystwyth	5,542	5,411	57,290	50,721
University of Wales, Bangor	4,318	4,592	54,385	39,791
Cardiff University	11,155	10,976	65,270	53,960
University of Wales, Lampeter	781	847	53,710	63,628
University of Wales Swansea	5,676	5,849	55,660	56,168
University of Wales College of Medicine	797	784	4,200	4,048
University of Wales Institute, Cardiff	4,980	4,750	80,712	75,669
University of Wales College, Newport	2,397	2,391	251,887	220,230
North East Wales Institute of Higher Education	2,083	2,154	148,202	142,209
Swansea Institute of Higher Education	2,903	2,735	53,405	60,322
Trinity College Carmarthen	980	972	18,704	14,907
Royal Welsh College of Music and Drama	432	507	1,020	1,219
Bridgend College	33	58	1,020	4,350
Coleg Sir Gâr	281	293	11,657	16,156
Coleg Gwent	0	0	2,981	3,626
Coleg Llandrillo	176	262	18,610	15,940
Coleg Menai	13	21	2,100	1,575
Neath Port Talbot College	19	17	1,964	4,494
Pembrokeshire College	0	0	288	1,368
Pontypridd College	74	88	3,600	9,075
Swansea College	22	40	1,080	3,977
Total	50,105	50,797	1,124,309	1,093,200

*Sandwich year out counted as 0.5 full-time

Postgraduate Taught

Institution	Full-time		Part-time	
	Enrolments	Funded Places	Credit Values	Funded Credit Values
University of Glamorgan	340	347	112,833	97,655
University of Wales, Aberystwyth	540	520	34,955	31,575
University of Wales, Bangor	609	556	40,050	22,924
Cardiff University	1,058	1,061	78,390	81,457
University of Wales, Lampeter	97	79	15,660	13,041
University of Wales Swansea	696	739	42,706	35,387
University of Wales College of Medicine	11	9	15,330	15,570
University of Wales Institute, Cardiff	412	446	31,110	25,974
University of Wales College, Newport	124	122	50,710	55,346
North East Wales Institute of Higher Education	3	0	16,442	18,376
Swansea Institute of Higher Education	113	53	24,405	18,229
Trinity College Carmarthen	146	148	8,450	6,980
Royal Welsh College of Music and Drama	52	6	1,840	932
Further Education Colleges	0	0	0	0
Total	4,198	4,086	472,881	423,446

Postgraduate Research

Institution	Full-time		Part-time	
	Enrolments	Funded Places	Enrolments	Funded Places
University of Glamorgan	118	158	149	211
University of Wales, Aberystwyth	181	176	29	49
University of Wales, Bangor	179	186	102	108
Cardiff University	588	633	157	281
University of Wales, Lampeter	19	13	80	45
University of Wales Swansea	290	310	167	218
University of Wales College of Medicine	79	67	68	41
University of Wales Institute, Cardiff	1	0	4	5
University of Wales College, Newport	22	19	2	1
North East Wales Institute of Higher Education	14	20	2	7
Swansea Institute of Higher Education	0	0	2	0
Trinity College Carmarthen	0	0	0	0
Royal Welsh College of Music and Drama	0	0	0	0
Further Education Colleges	0	0	0	0
Total	1,491	1,582	762	966

■ **GROWTH IN FUNDABLE ENROLMENTS/CREDIT VALUES 2000/01 TO 2001/02**

- 33 Table 13 shows the percentage change in the number of fundable enrolments/credit values by mode and level of study for 2000/01 and 2001/02. The full-time and sandwich year out numbers have been combined and are shown as full-time equivalents; the part-time taught numbers are based on credit values.

Table 13: Growth in Fundable Enrolments/Credit Values by Level of Study 2000/01 to 2001/02

Enrolments

Mode	Level	2000/01	2001/02	% change
Full-time and Sandwich Year Out*	Undergraduate Degree	45,217	45,616	0.9
	Undergraduate Non-degree	4,428	4,489	1.4
	Total Undergraduate	49,645	50,105	0.9
	Postgraduate Taught	3,913	4,198	7.3
	Postgraduate Research	1,536	1,491	-2.9
Total		55,093	55,794	1.3

*Sandwich year out counted as 0.5 full-time

Mode	Level	2000/01	2001/02	% change
Part-time	Postgraduate Research	864	762	-11.8

Credit Values

Mode	Level	2000/01	2001/02	% change
Part-time	Undergraduate			
	excluding franchised out	817,671	830,835	1.6
	franchised out	296,101	293,474	-0.9
	Total Undergraduate	1,113,772	1,124,309	0.9
	Postgraduate Taught	448,449	472,881	5.4
Total		1,562,221	1,597,190	2.2

- 34 Overall, full-time and sandwich year out enrolments have increased slightly between the two years. The difference between years for each individual study level was also small, although full-time postgraduate taught enrolments increased by 7 per cent.
- 35 Between 2000/01 and 2001/02 there was a 2 per cent increase in the number of part-time taught credit values. At undergraduate level there was a 2 per cent increase in the credit values attributed to non-franchised out courses and a 1 per cent decrease in the credit values attributed to franchised out courses. Overall, this resulted in a net increase in the total number of undergraduate credit values of 1 per cent. There was also an increase of 5 per cent in the number of postgraduate taught credit values. Part-time postgraduate research enrolments decreased by 12 per cent.
- 36 Growth by ASC is shown in Table 14. For full-time and sandwich year out enrolments, the largest percentage growth was in *Education (non-ITT)* (36 per cent) and *Clinical and Pre-clinical subjects* (8 per cent), and the largest fall in enrolments was in *Built Environment* (8 per cent).

Table 14: Growth in Fundable Enrolments/Credit Values by ASC 2000/01 to 2001/02

Enrolments

Full-time and Sandwich Year Out*

ASC	2000/01	2001/02	% change
1 Clinical and Pre-Clinical Subjects	1,303	1,410	8.2
2 Subjects and Professions Allied to Medicine	2,341	2,473	5.7
3 Science	10,161	10,468	3.0
4 Engineering & Technology	3,755	3,763	0.2
5 Built Environment	1,108	1,019	-8.0
6 Mathematical Sciences, IT & Computing	3,774	3,810	1.0
7 Business and Management	6,977	7,163	2.7
8 Social Sciences	7,204	6,973	-3.2
9 Humanities	8,819	8,592	-2.6
10 Art, Design & Performing Arts	5,395	5,711	5.9
11aa Education (ITT) - Primary	2,502	2,476	-1.0
11ab1 - Secondary shortage	770	809	5.1
11ab2 - Secondary non-shortage	453	403	-11.1
11b Education (Non-ITT)	534	726	36.1
Total	55,093	55,794	1.3

*Sandwich year out counted as 0.5 full-time

Part-time Postgraduate Research

ASC	2000/01	2001/02	% change
1 Clinical and Pre-Clinical Subjects	34	68	100.0
2 Subjects and Professions Allied to Medicine	78	73	-6.4
3 Science	95	82	-13.7
4 Engineering & Technology	74	56	-24.3
5 Built Environment	51	42	-17.6
6 Mathematical Sciences, IT & Computing	36	32	-11.1
7 Business and Management	31	20	-35.5
8 Social Sciences	160	135	-15.6
9 Humanities	214	201	-6.1
10 Art, Design & Performing Arts	12	16	33.3
11b Education (Non-ITT)	79	37	-53.2
Total	864	762	-11.8

Credit Values

Part-time Taught

ASC	2000/01	2001/02	% change
1 Clinical and Pre-Clinical Subjects	15,210	15,330	0.8
2 Subjects and Professions Allied to Medicine	141,231	143,001	1.3
3 Science	78,595	85,886	9.3
4 Engineering & Technology	204,221	182,806	-10.5
5 Built Environment	58,238	59,589	2.3
6 Mathematical Sciences, IT & Computing	165,771	165,250	-0.3
7 Business and Management	346,453	360,951	4.2
8 Social Sciences	121,876	118,057	-3.1
9 Humanities	220,897	222,926	0.9
10 Art, Design & Performing Arts	52,563	63,625	21.0
11aa Education (ITT) - Primary	60	24	-60.0
11ab1 - Secondary shortage	72	0	-100.0
11ab2 - Secondary non-shortage	0	0	-
11b Education (Non-ITT)	157,034	179,745	14.5

Total	1,562,221	1,597,190	2.2
-------	-----------	-----------	-----

- 37 For part-time credit based provision, *Engineering and Technology*, *Social Sciences* and *Education (ITT)*, showed decreases in credit values of greater than 1 per cent. The greatest increase in credit values was in *Art, Design and Performing Arts*, which showed a 21 per cent increase. However, it is possible in view of the choices open to students in opting for individual modules that the balance of the distribution of credit values across ASCs within courses may vary from year to year.
- 38 Table 15 compares fundable part-time franchised out undergraduate credit values in 2001/02 with those in 2000/01.

Table 15: Growth in Fundable Undergraduate Part-time Franchised Out Credit Values by ASC 2000/01 to 2001/02

ASC	2000/01	2001/02	% change
1 Clinical and Pre-Clinical Subjects	0	0	0.0
2 Subjects and Professions Allied to Medicine	20,186	22,522	11.6
3 Science	10,040	14,259	42.0
4 Engineering & Technology	65,506	56,006	-14.5
5 Built Environment	15,818	12,657	-20.0
6 Mathematical Sciences, IT & Computing	36,431	24,713	-32.2
7 Business and Management	73,557	72,099	-2.0
8 Social Sciences	11,668	11,447	-1.9
9 Humanities	1,052	1,724	63.9
10 Art, Design & Performing Arts	5,307	5,269	-0.7
11a Education (ITT) - Primary	0	0	0.0
11ab1 - Secondary shortage	0	0	0.0
11ab2 - Secondary non-shortage	0	0	0.0
11b Education (Non-ITT)	56,536	72,778	28.7
Total	296,101	293,474	-0.9

- 39 Fundable part-time franchised out credit values decreased by 1 per cent between the two years. There was large percentage growth in *Humanities* (64 per cent), *Science* (42 per cent) and *Education (Non-ITT)* (29 per cent).
- 40 Table E in Appendix 2 shows, for each institution, the growth in fundable enrolments/credit values by mode and level of study. There was some variation between HEIs regarding growth in full-time and sandwich year out undergraduate numbers, with the most significant growth at the *University of Wales College of Medicine* (6 per cent) and the largest reduction in numbers at *University of Wales, Lampeter* (12 per cent).
- 41 Of the directly funded further education colleges, all except *Coleg Sir Gâr* and *Coleg Llandrillo* showed an increase in their full-time and sandwich year out fundable undergraduates. The numbers of part-time undergraduate credit values (excluding franchised out) showed the largest percentage increase in *Pontypridd College*. The largest fall in part-time undergraduate credit values was seen at *Coleg Gwent*.
- 42 Table F in Appendix 2 shows the number of enrolments/credit values associated with the second phase of the HE in FE initiative in 2001/02, broken down by institution and ASC.

DATA SOURCES AND DEFINITIONS

Data Sources for Tables and Charts

All enrolments (with the exception of Table 8) are consistent with the registrations shown in EYM tables 1 to 3, column 4 (i.e. registrations for the full year after deduction of enrolments that were counted as non-completions for the purposes of the EYM surveys). In order to count as a completion the student must complete the year of study or the full course. Note, however, that where full-time taught students are enrolled on a semesterised programme and they have completed the first semester only, they are counted as 0.5 of an FTE. Table 8 shows the ITT enrolment data consistent with column 1 (i.e. registrations between 1 August and 1 November only) and reflects the method used for the funding of ITT.

Enrolments on courses funded under the second phase of the HE in FE initiative and enrolments on Community University of North Wales courses are included in the tables, and, unless otherwise stated or shown separately, figures include CE and franchised out provision, and part-time postgraduate figures include enrolments associated with the dissertation element of a full-time postgraduate taught course. 2001/02 is the last year in which institutions were able to return the dissertation element of a full-time postgraduate taught course as a part-time enrolment with 60 credit values. From 2002/03, with the move to funding all taught provision through credit values, all data relating to the dissertation element of a full-time postgraduate taught course will be included on the full-time tables of the EYM survey.

All enrolment counts are shown as whole numbers in the tables, therefore, in some cases, the numbers do not add to the totals because of rounding.

Table 1

Source: EYM 2001/02
Contents: All enrolments.

Tables 2 to 5 and Charts 1-4

Source: EYM 2001/02
Contents: Fundable enrolments.

Tables 6 and 7

Source: EYM 2001/02
Contents: Franchised out fundable enrolments for all modes and levels of study for which there were franchise arrangements.

Table 8

Source: EYM 2001/02
Contents: Fundable full-time ITT enrolments.

Tables 9a and 9b

Source: EYM 2001/02
Contents: Full-time and sandwich year out taught fundable credit values.

Tables 9c and 9d

Source: EYM 2001/02
Contents: Part-time taught fundable credit values.

Table 10

Source: EYM 2001/02
Contents: CE part-time taught fundable credit values.

Tables 11 and 12

Source: EYM 2001/02 and 2001/02 funded places/credit values allocations
Contents: Fundable enrolments/credit values and funded places/credit values. Sandwich year out counted as 0.5 FTE.

Tables 13 and 14

Source: EYM 2000/01 and EYM 2001/02
Contents: Fundable enrolments/credit values. Sandwich year out counted as 0.5 FTE.

Table 15

Source: EYM 2000/01 and EYM 2001/02
Contents: Fundable undergraduate part-time franchised out credit values.

Tables in Appendix 2**Table A1a**

Source: EYM 2001/02
Contents: All full-time enrolments.

Table A1b

Source: EYM 2001/02
Contents: All full-time credit values.

Table A2a

Source: EYM 2001/02
Contents: All sandwich year out enrolments.

Table A2b

Source: EYM 2001/02
Contents: All sandwich year out credit values.

Table A3a

Source: EYM 2001/02
Contents: All part-time enrolments except undergraduate franchised out.

Table A3b

Source: EYM 2001/02
Contents: All part-time credit values except undergraduate franchised out.

Table A4a

Source: EYM 2001/02
Contents: All part-time undergraduate franchised out enrolments.

Table A4b

Source: EYM 2001/02
Contents: All part-time undergraduate franchised out credit values.

Table A5a

Source: EYM 2001/02
Contents: All enrolments.

Table A5b

Source: EYM 2001/02
Contents: All credit values.

Table A6a

Source: EYM 2001/02
Contents: Fundable enrolments.

Table A6b

Source: EYM 2001/02
Contents: Fundable credit values.

Table A7

Source: Annual Schedule 2001/02 (W01/85HE) for each institution.
Contents: Funded places/credit values.

Tables B1a

Source: EYM 2001/02
Contents: Fundable enrolments. Sandwich year out counted as 0.5 FTE.

Tables B1b

Source: EYM 2001/02
Contents: Fundable credit values. Sandwich year out counted as 60 credit values.

Tables B2a

Source: EYM 2001/02
Contents: Undergraduate fundable enrolments. Sandwich year out counted as 0.5 FTE.

Tables B2b

Source: EYM 2001/02
Contents: Undergraduate fundable credit values. Sandwich year out counted as 60 credit values.

Tables B3a

Source: EYM 2001/02
Contents: Postgraduate taught fundable enrolments.

Tables B3b

Source: EYM 2001/02
Contents: Postgraduate taught fundable credit values.

Tables B4

Source: EYM 2001/02
Contents: Postgraduate research fundable enrolments.

Tables C1-C11b

Source: EYM 2001/02
Contents: Fundable enrolments.

Table D

Source: EYM 2001/02
Contents: All franchised out enrolments and credit values.

Table E

Source: EYM 2000/01 and EYM 2001/02
Contents: Fundable enrolments/credit values. Sandwich year out counted as 0.5 FTE.

Table F

Source: EYM 2001/02
Contents: Fundable enrolments/credit values associated with the second phase of the HE in FE Initiative provision.

Abbreviations

FT	Full-time
SWYO	Sandwich year out
PT	Part-time
FO	Franchised out (part-time undergraduate)
CE	Mainstreamed Continuing Education
UG	Undergraduate
PGT	Postgraduate taught
PGR	Postgraduate research
ASC	Academic subject category
FTE	Full-time equivalent
QTS	Qualified Teacher Status
ITT	Initial teacher training (QTS)

TABLES AND CHARTS RELATING TO INSTITUTIONS

Table A1a:	Full-time Enrolments by Level of Study and Funding Category 2001/02
Table A1b:	Full-time Credit Values by Level of Study and Funding Category 2001/02
Table A2a:	Sandwich Year Out Enrolments by Level of Study and Funding Category 2001/02
Table A2b:	Sandwich Year Out Credit Values by Level of Study and Funding Category 2001/02
Table A3a:	Part-time Enrolments (excluding Undergraduate Franchised Out) by Level of Study and Funding Category 2001/02
Table A3b:	Part-time Credit Values (excluding Undergraduate Franchised Out) by Level of Study and Funding Category 2001/02
Table A4a:	Part-time Undergraduate Franchised Out Enrolments by Funding Category 2001/02
Table A4b:	Part-time Undergraduate Franchised Out Credit Values by Funding Category 2001/02
Table A5a:	All Enrolments by Mode of Study and Level of Study 2001/02
Table A5b:	All Credit Values by Mode of Study and Level of Study 2001/02
Table A6a:	Fundable Enrolments by Mode of Study and Level of Study 2001/02
Table A6b:	Fundable Credit Values by Mode of Study and Level of Study 2001/02
Table A7:	Funded Credit Values/Places by Mode of Study and Level of Study 2001/02
Table B1a:	Fundable Enrolments by ASC for Each Institution 2001/02
Table B1b:	Fundable Credit Values by ASC for Each Institution 2001/02
Table B2a:	Undergraduate Fundable Enrolments by ASC for Each Institution 2001/02
Table B2b:	Undergraduate Fundable Credit Values by ASC for Each Institution 2001/02
Table B3a:	Postgraduate Taught Fundable Enrolments by ASC for Each Institution 2001/02
Table B3b:	Postgraduate Taught Fundable Credit Values by ASC for Each Institution 2001/02
Table B4:	Postgraduate Research Fundable Enrolments by ASC for Each Institution 2001/02
Table C1-C11b:	Number of Enrolments Home and EC Fundable 2001/02 for each ASC
Table D:	All Franchised Out Higher Education Courses in 2001/02 by Franchisor
Table E:	Growth in Fundable Enrolments and Credit Values 2000/01 to 2001/02 within Funding Cells by Institution
Table F:	Enrolments/Credit Values Under the Second Phase of the HE in FE Initiative 2001/02

Table A1a

Full-time Enrolments by Level of Study and Funding Category 2001/02

Institution	Level of Study	Funding Category				Total
		Home and EC Fundable	Home and EC Non Fundable	Island	Overseas	
University of Glamorgan	UG degree	5,951	435	8	230	6,624
	UG non-degree	1,393	597	2	52	2,044
	PGT	340	37	0	157	534
	PGR	118	2	0	21	141
University of Wales, Aberystwyth	UG degree	5,319	0	12	78	5,409
	UG non-degree	156	0	0	0	156
	PGT	540	0	1	94	635
	PGR	181	0	2	44	227
University of Wales, Bangor	UG degree	4,201	264	6	61	4,532
	UG non-degree	94	595	0	0	689
	PGT	609	0	0	50	659
	PGR	179	21	1	55	256
Cardiff University	UG degree	11,016	0	37	693	11,746
	UG non-degree	0	0	0	0	0
	PGT	1,058	0	0	651	1,709
	PGR	588	0	0	193	781
University of Wales, Lampeter	UG degree	762	0	1	8	771
	UG non-degree	19	0	0	15	34
	PGT	97	0	0	10	107
	PGR	19	2	0	28	49
University of Wales Swansea	UG degree	5,562	248	7	251	6,068
	UG non-degree	68	641	0	51	760
	PGT	696	0	1	71	768
	PGR	290	88	1	83	462
University of Wales College of Medicine	UG degree	797	634	9	68	1,508
	UG non-degree	0	644	0	0	644
	PGT	11	17	0	53	81
	PGR	79	1	0	15	95
University of Wales Institute, Cardiff	UG degree	4,106	232	9	116	4,463
	UG non-degree	834	0	1	27	862
	PGT	412	36	0	83	531
	PGR	1	13	0	17	31
University of Wales College, Newport	UG degree	2,233	0	0	43	2,276
	UG non-degree	165	0	0	5	170
	PGT	124	6	0	45	175
	PGR	22	9	0	15	46
North East Wales Institute of Higher Education	UG degree	1,750	100	6	18	1,874
	UG non-degree	333	187	0	11	531
	PGT	3	0	0	0	3
	PGR	14	10	0	3	27
Swansea Institute of Higher Education	UG degree	2,078	0	0	15	2,093
	UG non-degree	818	0	1	5	824
	PGT	113	0	0	11	124
	PGR	0	0	0	1	1
Trinity College Carmarthen	UG degree	980	0	0	2	982
	UG non-degree	0	0	0	0	0
	PGT	146	0	0	1	147
	PGR	0	0	0	0	0
Royal Welsh College of Music and Drama	UG degree	397	0	0	12	409
	UG non-degree	35	0	0	0	35
	PGT	52	0	0	7	59
	PGR	0	0	0	0	0
Bridgend College	UG degree	0	0	0	0	0
	UG non-degree	33	0	0	0	33
	PGT	0	0	0	0	0
	PGR	0	0	0	0	0
Coleg Sir Gâr	UG degree	45	0	0	0	45
	UG non-degree	237	0	0	2	239
	PGT	0	0	0	0	0
	PGR	0	0	0	0	0
Coleg Gwent	UG degree	0	0	0	0	0
	UG non-degree	0	0	0	0	0
	PGT	0	0	0	0	0
	PGR	0	0	0	0	0
Coleg Llandrillo	UG degree	19	0	0	0	19
	UG non-degree	157	0	0	0	157
	PGT	0	0	0	0	0
	PGR	0	0	0	0	0
Coleg Menai	UG degree	0	0	0	0	0
	UG non-degree	13	0	0	0	13
	PGT	0	0	0	0	0
	PGR	0	0	0	0	0
Neath Port Talbot College	UG degree	0	0	0	0	0
	UG non-degree	19	0	0	0	19
	PGT	0	0	0	0	0
	PGR	0	0	0	0	0
Pembrokeshire College	UG degree	0	0	0	0	0
	UG non-degree	0	0	0	0	0
	PGT	0	0	0	0	0
	PGR	0	0	0	0	0
Pontypridd College	UG degree	0	0	0	0	0
	UG non-degree	74	0	0	0	74
	PGT	0	0	0	0	0
	PGR	0	0	0	0	0
Swansea College	UG degree	0	0	0	0	0
	UG non-degree	22	0	0	0	22
	PGT	0	0	0	0	0
	PGR	0	0	0	0	0
Total	UG degree	45,213	1,913	95	1,595	48,816
	UG non-degree	4,468	2,664	4	168	7,304
	PGT	4,198	96	2	1,233	5,529
	PGR	1,491	146	4	475	2,116
Total		55,369	4,819	105	3,471	63,764

Table A1b

Full-time Credit Values by Level of Study and Funding Category 2001/02

Institution	Level of Study	Funding Category				Total
		Home and EC Fundable	Home and EC Non Fundable	Island	Overseas	
University of Glamorgan	UG degree	686,440	39,234	960	24,450	751,084
	UG non-degree	158,101	42,360	240	5,475	206,176
	PGT	42,354	3,563	0	19,856	65,773
University of Wales, Aberystwyth	UG degree	632,960	0	1,560	9,450	643,970
	UG non-degree	18,600	0	0	0	18,600
	PGT	74,360	0	140	15,590	90,090
University of Wales, Bangor	UG degree	504,706	31,680	720	7,320	544,426
	UG non-degree	11,280	71,400	0	0	82,680
	PGT	72,360	0	0	6,000	78,360
Cardiff University	UG degree	1,313,250	0	4,340	84,100	1,401,690
	UG non-degree	0	0	0	0	0
	PGT	170,340	0	0	113,940	284,280
University of Wales, Lampeter	UG degree	90,640	120	120	890	91,770
	UG non-degree	2,320	0	0	1,810	4,130
	PGT	8,800	0	0	990	9,790
University of Wales Swansea	UG degree	662,833	30,180	841	30,131	723,985
	UG non-degree	8,100	58,555	0	6,120	72,775
	PGT	94,548	0	180	11,456	106,184
University of Wales College of Medicine	UG degree	94,560	74,610	1,080	8,160	178,410
	UG non-degree	0	77,280	0	0	77,280
	PGT	1,980	2,340	0	8,340	12,660
University of Wales Institute, Cardiff	UG degree	490,342	28,050	1,080	14,106	533,578
	UG non-degree	100,301	0	104	3,132	103,537
	PGT	51,030	2,700	0	11,080	64,810
University of Wales College, Newport	UG degree	266,168	0	0	4,890	271,058
	UG non-degree	18,697	0	0	460	19,157
	PGT	15,715	660	0	5,770	22,145
North East Wales Institute of Higher Education	UG degree	210,000	12,000	660	2,160	224,820
	UG non-degree	39,960	22,440	0	1,320	63,720
	PGT	360	0	0	0	360
Swansea Institute of Higher Education	UG degree	247,848	108	0	1,800	249,756
	UG non-degree	96,870	0	378	451	97,699
	PGT	15,716	0	0	1,584	17,300
Trinity College Carmarthen	UG degree	118,105	0	0	0	118,105
	UG non-degree	0	0	0	0	0
	PGT	17,520	0	0	0	17,520
Royal Welsh College of Music and Drama	UG degree	47,575	0	0	1,440	49,015
	UG non-degree	4,200	0	0	0	4,200
	PGT	5,910	0	0	820	6,730
Bridgend College	UG degree	0	0	0	0	0
	UG non-degree	3,696	0	0	0	3,696
	PGT	0	0	0	0	0
Coleg Sir Gâr	UG degree	6,300	0	0	0	6,300
	UG non-degree	27,747	0	0	240	27,987
	PGT	0	0	0	0	0
Coleg Gwent	UG degree	0	0	0	0	0
	UG non-degree	0	0	0	0	0
	PGT	0	0	0	0	0
Coleg Llandrillo	UG degree	2,232	0	0	0	2,232
	UG non-degree	18,889	0	0	0	18,889
	PGT	0	0	0	0	0
Coleg Menai	UG degree	0	0	0	0	0
	UG non-degree	1,950	0	0	0	1,950
	PGT	0	0	0	0	0
Neath Port Talbot College	UG degree	0	0	0	0	0
	UG non-degree	2,220	0	0	0	2,220
	PGT	0	0	0	0	0
Pembrokeshire College	UG degree	0	0	0	0	0
	UG non-degree	0	0	0	0	0
	PGT	0	0	0	0	0
Pontypridd College	UG degree	0	0	0	0	0
	UG non-degree	8,280	0	0	0	8,280
	PGT	0	0	0	0	0
Swansea College	UG degree	0	0	0	0	0
	UG non-degree	2,640	0	0	0	2,640
	PGT	0	0	0	0	0
Total	UG degree	5,373,959	215,982	11,361	188,897	5,790,199
	UG non-degree	523,851	272,035	722	19,008	815,616
	PGT	570,993	9,263	320	195,426	776,002
Total		6,468,803	497,280	12,403	403,331	7,381,817

Table A2a

Sandwich Year Out Enrolments by Level of Study and Funding Category 2001/02

Institution	Level of Study	Funding Category				Total
		Home and EC Fundable	Home and EC Non Fundable	Island	Overseas	
University of Glamorgan	UG degree	206	0	0	4	210
	UG non-degree	0	0	0	0	0
	PGT	0	0	0	0	0
	PGR	0	0	0	0	0
University of Wales, Aberystwyth	UG degree	90	0	0	0	90
	UG non-degree	43	0	0	0	43
	PGT	0	0	0	0	0
	PGR	0	0	0	0	0
University of Wales, Bangor	UG degree	46	0	0	0	46
	UG non-degree	0	0	0	0	0
	PGT	0	0	0	0	0
	PGR	0	0	0	0	0
Cardiff University	UG degree	277	0	0	13	290
	UG non-degree	0	0	0	0	0
	PGT	0	0	0	0	0
	PGR	0	0	0	0	0
University of Wales, Lampeter	UG degree	0	0	0	0	0
	UG non-degree	0	0	0	0	0
	PGT	0	0	0	0	0
	PGR	0	0	0	0	0
University of Wales Swansea	UG degree	92	0	0	1	93
	UG non-degree	0	0	0	0	0
	PGT	0	0	0	0	0
	PGR	0	0	0	0	0
University of Wales College of Medicine	UG degree	0	0	0	0	0
	UG non-degree	0	0	0	0	0
	PGT	0	0	0	0	0
	PGR	0	0	0	0	0
University of Wales Institute, Cardiff	UG degree	81	27	0	2	110
	UG non-degree	0	0	0	0	0
	PGT	0	0	0	0	0
	PGR	0	0	0	0	0
University of Wales College, Newport	UG degree	0	0	0	0	0
	UG non-degree	0	0	0	0	0
	PGT	0	0	0	0	0
	PGR	0	0	0	0	0
North East Wales Institute of Higher Education	UG degree	0	0	0	0	0
	UG non-degree	0	0	0	0	0
	PGT	0	0	0	0	0
	PGR	0	0	0	0	0
Swansea Institute of Higher Education	UG degree	15	0	0	0	15
	UG non-degree	0	0	0	0	0
	PGT	0	0	0	0	0
	PGR	0	0	0	0	0
Trinity College Carmarthen	UG degree	0	0	0	0	0
	UG non-degree	0	0	0	0	0
	PGT	0	0	0	0	0
	PGR	0	0	0	0	0
Royal Welsh College of Music and Drama	UG degree	0	0	0	0	0
	UG non-degree	0	0	0	0	0
	PGT	0	0	0	0	0
	PGR	0	0	0	0	0
Bridgend College	UG degree	0	0	0	0	0
	UG non-degree	0	0	0	0	0
	PGT	0	0	0	0	0
	PGR	0	0	0	0	0
Coleg Sir Gâr	UG degree	0	0	0	0	0
	UG non-degree	0	0	0	0	0
	PGT	0	0	0	0	0
	PGR	0	0	0	0	0
Coleg Gwent	UG degree	0	0	0	0	0
	UG non-degree	0	0	0	0	0
	PGT	0	0	0	0	0
	PGR	0	0	0	0	0
Coleg Llandrillo	UG degree	0	0	0	0	0
	UG non-degree	0	0	0	0	0
	PGT	0	0	0	0	0
	PGR	0	0	0	0	0
Coleg Menai	UG degree	0	0	0	0	0
	UG non-degree	0	0	0	0	0
	PGT	0	0	0	0	0
	PGR	0	0	0	0	0
Neath Port Talbot College	UG degree	0	0	0	0	0
	UG non-degree	0	0	0	0	0
	PGT	0	0	0	0	0
	PGR	0	0	0	0	0
Pembrokeshire College	UG degree	0	0	0	0	0
	UG non-degree	0	0	0	0	0
	PGT	0	0	0	0	0
	PGR	0	0	0	0	0
Pontypridd College	UG degree	0	0	0	0	0
	UG non-degree	0	0	0	0	0
	PGT	0	0	0	0	0
	PGR	0	0	0	0	0
Swansea College	UG degree	0	0	0	0	0
	UG non-degree	0	0	0	0	0
	PGT	0	0	0	0	0
	PGR	0	0	0	0	0
Total	UG degree	807	27	0	20	854
	UG non-degree	43	0	0	0	43
	PGT	0	0	0	0	0
	PGR	0	0	0	0	0
	Total	850	27	0	20	897

Table A2b

Sandwich Year Out Credit Values by Level of Study and Funding Category 2001/02

Institution	Level of Study	Funding Category				Total
		Home and EC Fundable	Home and EC Non Fundable	Island	Overseas	
University of Glamorgan	UG degree	12,360	0	0	240	12,600
	UG non-degree	0	0	0	0	0
	PGT	0	0	0	0	0
University of Wales, Aberystwyth	UG degree	5,400	0	0	0	5,400
	UG non-degree	2,580	0	0	0	2,580
	PGT	0	0	0	0	0
University of Wales, Bangor	UG degree	2,760	0	0	0	2,760
	UG non-degree	0	0	0	0	0
	PGT	0	0	0	0	0
Cardiff University	UG degree	16,620	0	0	780	17,400
	UG non-degree	0	0	0	0	0
	PGT	0	0	0	0	0
University of Wales, Lampeter	UG degree	0	0	0	0	0
	UG non-degree	0	0	0	0	0
	PGT	0	0	0	0	0
University of Wales Swansea	UG degree	5,520	0	0	60	5,580
	UG non-degree	0	0	0	0	0
	PGT	0	0	0	0	0
University of Wales College of Medicine	UG degree	0	0	0	0	0
	UG non-degree	0	0	0	0	0
	PGT	0	0	0	0	0
University of Wales Institute, Cardiff	UG degree	4,860	1,620	0	120	6,600
	UG non-degree	0	0	0	0	0
	PGT	0	0	0	0	0
University of Wales College, Newport	UG degree	0	0	0	0	0
	UG non-degree	0	0	0	0	0
	PGT	0	0	0	0	0
North East Wales Institute of Higher Education	UG degree	0	0	0	0	0
	UG non-degree	0	0	0	0	0
	PGT	0	0	0	0	0
Swansea Institute of Higher Education	UG degree	900	0	0	0	900
	UG non-degree	0	0	0	0	0
	PGT	0	0	0	0	0
Trinity College Carmarthen	UG degree	0	0	0	0	0
	UG non-degree	0	0	0	0	0
	PGT	0	0	0	0	0
Royal Welsh College of Music and Drama	UG degree	0	0	0	0	0
	UG non-degree	0	0	0	0	0
	PGT	0	0	0	0	0
Bridgend College	UG degree	0	0	0	0	0
	UG non-degree	0	0	0	0	0
	PGT	0	0	0	0	0
Coleg Sir Gâr	UG degree	0	0	0	0	0
	UG non-degree	0	0	0	0	0
	PGT	0	0	0	0	0
Coleg Gwent	UG degree	0	0	0	0	0
	UG non-degree	0	0	0	0	0
	PGT	0	0	0	0	0
Coleg Llandrillo	UG degree	0	0	0	0	0
	UG non-degree	0	0	0	0	0
	PGT	0	0	0	0	0
Coleg Menai	UG degree	0	0	0	0	0
	UG non-degree	0	0	0	0	0
	PGT	0	0	0	0	0
Neath Port Talbot College	UG degree	0	0	0	0	0
	UG non-degree	0	0	0	0	0
	PGT	0	0	0	0	0
Pembrokeshire College	UG degree	0	0	0	0	0
	UG non-degree	0	0	0	0	0
	PGT	0	0	0	0	0
Pontypridd College	UG degree	0	0	0	0	0
	UG non-degree	0	0	0	0	0
	PGT	0	0	0	0	0
Swansea College	UG degree	0	0	0	0	0
	UG non-degree	0	0	0	0	0
	PGT	0	0	0	0	0
Total	UG degree	48,420	1,620	0	1,200	51,240
	UG non-degree	2,580	0	0	0	2,580
	PGT	0	0	0	0	0
Total		51,000	1,620	0	1,200	53,820

Table A3a

Part-time Enrolments (Excluding Undergraduate Franchised Out) by Level of Study and Funding Category 2001/02

Institution	Level of Study	Funding Category				Total
		Home and EC Fundable	Home and EC Non Fundable	Island	Overseas	
University of Glamorgan	UG	3,544	288	0	81	3,913
	PGT dissertation	128	0	0	0	128
	PGT Other	1,978	94	0	193	2,265
	PGR	149	4	1	29	183
University of Wales, Aberystwyth	UG degree	2,602	0	0	44	2,646
	PGT dissertation	0	0	0	0	0
	PGT Other	630	0	0	163	793
	PGR	29	0	0	15	44
University of Wales, Bangor	UG degree	2,180	78	0	4	2,262
	PGT dissertation	0	0	0	0	0
	PGT Other	680	0	0	72	752
	PGR	102	2	0	11	115
Cardiff University	UG degree	3,254	0	0	13	3,267
	PGT dissertation	0	0	0	0	0
	PGT Other	1,096	0	0	413	1,509
	PGR	157	0	0	66	223
University of Wales, Lampeter	UG degree	1,111	0	4	9	1,124
	PGT dissertation	40	0	0	1	41
	PGT Other	217	0	2	23	242
	PGR	80	9	0	88	177
University of Wales Swansea	UG degree	1,528	543	0	5	2,076
	PGT dissertation	0	0	0	0	0
	PGT Other	730	0	1	68	799
	PGR	167	49	1	16	233
University of Wales College of Medicine	UG degree	70	207	0	0	277
	PGT dissertation	0	0	0	0	0
	PGT Other	199	755	1	73	1,028
	PGR	68	4	0	14	86
University of Wales Institute, Cardiff	UG degree	1,017	3	0	1	1,021
	PGT dissertation	33	0	0	29	62
	PGT Other	454	0	0	4	458
	PGR	4	53	0	2	59
University of Wales College, Newport	UG degree	2,407	0	0	11	2,418
	PGT dissertation	32	5	0	41	78
	PGT Other	858	68	0	10	936
	PGR	2	7	0	0	9
North East Wales Institute of Higher Education	UG degree	2,308	30	0	2	2,340
	PGT dissertation	0	0	0	0	0
	PGT Other	341	28	0	0	369
	PGR	2	3	0	0	5
Swansea Institute of Higher Education	UG degree	1,090	0	0	5	1,095
	PGT dissertation	0	0	0	0	0
	PGT Other	534	48	0	1	583
	PGR	2	24	0	1	27
Trinity College Carmarthen	UG degree	1,314	0	0	58	1,372
	PGT dissertation	0	0	0	0	0
	PGT Other	150	0	0	0	150
	PGR	0	4	0	0	4
Royal Welsh College of Music and Drama	UG degree	17	0	0	1	18
	PGT dissertation	0	0	0	0	0
	PGT Other	32	0	0	4	36
	PGR	0	0	0	0	0
Bridgend College	UG degree	18	0	0	0	18
	PGT dissertation	0	0	0	0	0
	PGT Other	0	0	0	0	0
	PGR	0	0	0	0	0
Coleg Sir Gâr	UG degree	187	0	0	0	187
	PGT dissertation	0	0	0	0	0
	PGT Other	0	0	0	0	0
	PGR	0	0	0	0	0
Coleg Gwent	UG degree	36	0	0	0	36
	PGT dissertation	0	0	0	0	0
	PGT Other	0	0	0	0	0
	PGR	0	0	0	0	0
Coleg Llandrillo	UG degree	354	0	0	0	354
	PGT dissertation	0	0	0	0	0
	PGT Other	0	0	0	0	0
	PGR	0	0	0	0	0
Coleg Menai	UG degree	28	4	28	0	60
	PGT dissertation	0	0	0	0	0
	PGT Other	0	0	0	0	0
	PGR	0	0	0	0	0
Neath Port Talbot College	UG degree	27	0	0	0	27
	PGT dissertation	0	0	0	0	0
	PGT Other	0	0	0	0	0
	PGR	0	0	0	0	0
Pembrokeshire College	UG degree	4	0	0	0	4
	PGT dissertation	0	0	0	0	0
	PGT Other	0	0	0	0	0
	PGR	0	0	0	0	0
Pontypridd College	UG degree	48	0	0	0	48
	PGT dissertation	0	0	0	0	0
	PGT Other	0	0	0	0	0
	PGR	0	0	0	0	0
Swansea College	UG degree	13	0	0	0	13
	PGT dissertation	0	0	0	0	0
	PGT Other	0	0	0	0	0
	PGR	0	0	0	0	0
Total	UG degree	23,157	1,153	32	234	24,576
	PGT dissertation	233	5	0	71	309
	PGT Other	7,899	993	4	1,024	9,920
	PGR	762	159	2	242	1,165
	Total	32,051	2,310	38	1,571	35,970

Table A3b

Part-time Credit Values (Excluding Undergraduate Franchised Out) by Level of Study and Funding Category 2001/02

Institution	Level of Study	Funding Category				
		Home and EC Fundable	Home and EC Non Fundable	Island	Overseas	Total
University of Glamorgan	UG	107,496	6,866	0	1,908	116,270
	PGT dissertation	7,680	0	0	0	7,680
	PGT other	105,153	6,087	0	15,495	126,735
University of Wales, Aberystwyth	UG	54,580	0	0	1,840	56,420
	PGT dissertation	0	0	0	0	0
	PGT other	34,955	0	0	11,720	46,675
University of Wales, Bangor	UG	50,635	1,400	0	240	52,275
	PGT dissertation	0	0	0	0	0
	PGT other	40,050	0	0	4,680	44,730
Cardiff University	UG	65,270	0	0	870	66,140
	PGT dissertation	0	0	0	0	0
	PGT other	78,390	0	0	27,180	105,570
University of Wales, Lampeter	UG	52,480	0	160	440	53,080
	PGT dissertation	2,400	0	0	0	2,400
	PGT other	13,260	0	240	1,440	14,940
University of Wales Swansea	UG	53,485	21,720	0	125	75,330
	PGT dissertation	0	0	0	0	0
	PGT other	42,706	0	0	4,085	46,791
University of Wales College of Medicine	UG	4,200	11,340	0	0	15,540
	PGT dissertation	0	0	0	0	0
	PGT other	15,330	36,960	60	5,125	57,475
University of Wales Institute, Cardiff	UG	64,182	168	0	39	64,389
	PGT dissertation	1,980	0	0	1,740	3,720
	PGT other	29,130	0	0	350	29,480
University of Wales College, Newport	UG	149,451	0	0	160	149,611
	PGT dissertation	1,590	240	0	1,800	3,630
	PGT other	49,120	1,970	0	230	51,320
North East Wales Institute of Higher Educa	UG	112,627	1,240	0	120	113,987
	PGT dissertation	0	0	0	0	0
	PGT other	16,442	120	0	0	16,562
Swansea Institute of Higher Education	UG	53,405	0	0	520	53,925
	PGT dissertation	0	0	0	0	0
	PGT other	24,405	1,290	0	0	25,695
Trinity College Carmarthen	UG	18,704	0	0	3,372	22,076
	PGT dissertation	0	0	0	0	0
	PGT other	8,450	0	0	0	8,450
Royal Welsh College of Music and Drama	UG	1,020	0	0	60	1,080
	PGT dissertation	0	0	0	0	0
	PGT other	1,840	0	0	180	2,020
Bridgend College	UG	1,020	0	0	0	1,020
	PGT dissertation	0	0	0	0	0
	PGT other	0	0	0	0	0
Coleg Sir Gâr	UG	11,657	0	0	0	11,657
	PGT dissertation	0	0	0	0	0
	PGT other	0	0	0	0	0
Coleg Gwent	UG	2,981	0	0	0	2,981
	PGT dissertation	0	0	0	0	0
	PGT other	0	0	0	0	0
Coleg Llandrillo	UG	18,610	0	0	0	18,610
	PGT dissertation	0	0	0	0	0
	PGT other	0	0	0	0	0
Coleg Menai	UG	2,100	300	0	0	2,400
	PGT dissertation	0	0	0	0	0
	PGT other	0	0	0	0	0
Neath Port Talbot College	UG	1,964	0	0	0	1,964
	PGT dissertation	0	0	0	0	0
	PGT other	0	0	0	0	0
Pembrokeshire College	UG	288	0	0	0	288
	PGT dissertation	0	0	0	0	0
	PGT other	0	0	0	0	0
Pontypridd College	UG	3,600	0	0	0	3,600
	PGT dissertation	0	0	0	0	0
	PGT other	0	0	0	0	0
Swansea College	UG	1,080	0	0	0	1,080
	PGT dissertation	0	0	0	0	0
	PGT other	0	0	0	0	0
Total	UG	830,835	43,034	160	9,694	883,723
	PGT dissertation	13,650	240	0	3,540	17,430
	PGT other	459,231	46,427	300	70,485	576,443
	Total	1,303,716	89,701	460	83,719	1,477,596

Table A4a

Part-time Undergraduate Franchised Out Enrolments by Funding Category 2001/02

Institution	Part-time				
	Home and EC Fundable	Home and EC Non Fundable	Island	Overseas	Total
University of Glamorgan	1,862	117	0	3	1,982
University of Wales, Aberystwyth	34	0	0	0	34
University of Wales, Bangor	50	0	0	0	50
Cardiff University	0	0	0	0	0
University of Wales, Lampeter	18	0	0	0	18
University of Wales Swansea	29	0	0	0	29
University of Wales College of Medicine	0	0	0	0	0
University of Wales, Institute Cardiff	240	0	0	0	240
University of Wales College, Newport	1,626	126	0	0	1,752
North East Wales Institute of Higher Education	751	0	0	0	751
Swansea Institute of Higher Education	0	0	0	0	0
Trinity College Carmarthen	0	0	0	0	0
Royal Welsh College of Music and Drama	0	0	0	0	0
Further Education Colleges	0	0	0	0	0
Total	4,610	243	0	3	4,856

Table A4b

Part-time Undergraduate Franchised Out Credit Values by Funding Category 2001/02

Institution	Funding Category				
	Home and EC Fundable	Home and EC Non Fundable	Island	Overseas	Total
University of Glamorgan	129,068	7,792	0	224	137,084
University of Wales, Aberystwyth	2,710	0	0	0	2,710
University of Wales, Bangor	3,750	0	0	0	3,750
Cardiff University	0	0	0	0	0
University of Wales, Lampeter	1,230	0	0	0	1,230
University of Wales Swansea	2,175	0	0	0	2,175
University of Wales College of Medicine	0	0	0	0	0
University of Wales, Institute Cardiff	16,530	0	0	0	16,530
University of Wales College, Newport	102,436	8,880	0	0	111,316
North East Wales Institute of Higher Education	35,575	0	0	0	35,575
Swansea Institute of Higher Education	0	0	0	0	0
Trinity College Carmarthen	0	0	0	0	0
Royal Welsh College of Music and Drama	0	0	0	0	0
Further Education Colleges	0	0	0	0	0
Total	293,474	16,672	0	224	310,370

Table A5a

All Enrolments by Mode of Study and Level of Study 2001/02

Institution	Level of Study	Full-time	Sandwich Year Out	Part-time (excluding UG FO)	Franchised Out (Part-time UG)	Total
University of Glamorgan	UG degree	6,624	210	3,913	1,982	12,729
	UG non-degree	2,044	0	0	0	2,044
	PGT	534	0	2,393	0	2,927
	PGR	141	0	183	0	324
University of Wales, Aberystwyth	UG degree	5,409	90	2,646	34	8,179
	UG non-degree	156	43	0	0	199
	PGT	635	0	793	0	1,428
	PGR	227	0	44	0	271
University of Wales, Bangor	UG degree	4,532	46	2,262	50	6,890
	UG non-degree	689	0	0	0	689
	PGT	659	0	752	0	1,411
	PGR	256	0	115	0	371
Cardiff University	UG degree	11,746	290	3,267	0	15,303
	UG non-degree	0	0	0	0	0
	PGT	1,709	0	1,509	0	3,218
	PGR	781	0	223	0	1,004
University of Wales, Lampeter	UG degree	771	0	1,124	18	1,913
	UG non-degree	34	0	0	0	34
	PGT	107	0	283	0	390
	PGR	49	0	177	0	226
University of Wales Swansea	UG degree	6,068	93	2,076	29	8,266
	UG non-degree	760	0	0	0	760
	PGT	768	0	799	0	1,567
	PGR	462	0	233	0	695
University of Wales College of Medicine	UG degree	1,508	0	277	0	1,785
	UG non-degree	644	0	0	0	644
	PGT	81	0	1,028	0	1,109
	PGR	95	0	86	0	181
University of Wales Institute, Cardiff	UG degree	4,463	110	1,021	240	5,834
	UG non-degree	862	0	0	0	862
	PGT	531	0	520	0	1,051
	PGR	31	0	59	0	90
University of Wales College, Newport	UG degree	2,276	0	2,418	1,752	6,446
	UG non-degree	170	0	0	0	170
	PGT	175	0	1,014	0	1,189
	PGR	46	0	9	0	55
North East Wales Institute of Higher Education	UG degree	1,874	0	2,340	751	4,965
	UG non-degree	531	0	0	0	531
	PGT	3	0	369	0	372
	PGR	27	0	5	0	32
Swansea Institute of Higher Education	UG degree	2,093	15	1,095	0	3,203
	UG non-degree	824	0	0	0	824
	PGT	124	0	583	0	707
	PGR	1	0	27	0	28
Trinity College Carmarthen	UG degree	982	0	1,372	0	2,354
	UG non-degree	0	0	0	0	0
	PGT	147	0	150	0	297
	PGR	0	0	4	0	4
Royal Welsh College of Music and Drama	UG degree	409	0	18	0	427
	UG non-degree	35	0	0	0	35
	PGT	59	0	36	0	95
	PGR	0	0	0	0	0
Bridgend College	UG degree	0	0	18	0	18
	UG non-degree	33	0	0	0	33
	PGT	0	0	0	0	0
	PGR	0	0	0	0	0
Coleg Sir Gâr	UG degree	45	0	187	0	232
	UG non-degree	239	0	0	0	239
	PGT	0	0	0	0	0
	PGR	0	0	0	0	0
Coleg Gwent	UG degree	0	0	36	0	36
	UG non-degree	0	0	0	0	0
	PGT	0	0	0	0	0
	PGR	0	0	0	0	0
Coleg Llandrillo	UG degree	19	0	354	0	373
	UG non-degree	157	0	0	0	157
	PGT	0	0	0	0	0
	PGR	0	0	0	0	0
Coleg Menai	UG degree	0	0	60	0	60
	UG non-degree	13	0	0	0	13
	PGT	0	0	0	0	0
	PGR	0	0	0	0	0
Neath Port Talbot College	UG degree	0	0	27	0	27
	UG non-degree	19	0	0	0	19
	PGT	0	0	0	0	0
	PGR	0	0	0	0	0
Pembrokeshire College	UG degree	0	0	4	0	4
	UG non-degree	0	0	0	0	0
	PGT	0	0	0	0	0
	PGR	0	0	0	0	0
Pontypridd College	UG degree	0	0	48	0	48
	UG non-degree	74	0	0	0	74
	PGT	0	0	0	0	0
	PGR	0	0	0	0	0
Swansea College	UG degree	0	0	13	0	13
	UG non-degree	22	0	0	0	22
	PGT	0	0	0	0	0
	PGR	0	0	0	0	0
Total	UG degree	48,816	854	24,576	4,856	79,102
	UG non-degree	7,304	43	0	0	7,347
	PGT	5,529	0	10,229	0	15,758
	PGR	2,116	0	1,165	0	3,281
	Total	63,764	897	35,970	4,856	105,487

Table A5b

All Credit Values by Mode of Study and Level of Study 2001/02

Institution	Level of Study	Full-time	Sandwich Year Out	Part-time (excluding UG FO)	Franchised Out (Part-time UG)	Total
University of Glamorgan	UG degree	751,084	12,600	116,270	137,084	1,017,038
	UG non-degree	206,176	0	0	0	206,176
	PGT	65,773	0	134,415	0	200,188
University of Wales, Aberystwyth	UG degree	643,970	5,400	56,420	2,710	708,500
	UG non-degree	18,600	2,580	0	0	21,180
	PGT	90,090	0	46,675	0	136,765
University of Wales, Bangor	UG degree	544,426	2,760	52,275	3,750	603,211
	UG non-degree	82,680	0	0	0	82,680
	PGT	78,360	0	44,730	0	123,090
Cardiff University	UG degree	1,401,690	17,400	66,140	0	1,485,230
	UG non-degree	0	0	0	0	0
	PGT	284,280	0	105,570	0	389,850
University of Wales, Lampeter	UG degree	91,770	0	53,080	1,230	146,080
	UG non-degree	4,130	0	0	0	4,130
	PGT	9,790	0	17,340	0	27,130
University of Wales Swansea	UG degree	723,985	5,580	75,330	2,175	807,070
	UG non-degree	72,775	0	0	0	72,775
	PGT	106,184	0	46,791	0	152,975
University of Wales College of Medicine	UG degree	178,410	0	15,540	0	193,950
	UG non-degree	77,280	0	0	0	77,280
	PGT	12,660	0	57,475	0	70,135
University of Wales Institute, Cardiff	UG degree	533,578	6,600	64,389	16,530	621,097
	UG non-degree	103,537	0	0	0	103,537
	PGT	64,810	0	33,200	0	98,010
University of Wales College, Newport	UG degree	271,058	0	149,611	111,316	531,985
	UG non-degree	19,157	0	0	0	19,157
	PGT	22,145	0	54,950	0	77,095
North East Wales Institute of Higher Education	UG degree	224,820	0	113,987	35,575	374,382
	UG non-degree	63,720	0	0	0	63,720
	PGT	360	0	16,562	0	16,922
Swansea Institute of Higher Education	UG degree	249,756	900	53,925	0	304,581
	UG non-degree	97,699	0	0	0	97,699
	PGT	17,300	0	25,695	0	42,995
Trinity College Carmarthen	UG degree	118,105	0	22,076	0	140,181
	UG non-degree	0	0	0	0	0
	PGT	17,520	0	8,450	0	25,970
Royal Welsh College of Music and Drama	UG degree	49,015	0	1,080	0	50,095
	UG non-degree	4,200	0	0	0	4,200
	PGT	6,730	0	2,020	0	8,750
Bridgend College	UG degree	0	0	1,020	0	1,020
	UG non-degree	3,696	0	0	0	3,696
	PGT	0	0	0	0	0
Coleg Sir Gâr	UG degree	6,300	0	11,657	0	17,957
	UG non-degree	27,987	0	0	0	27,987
	PGT	0	0	0	0	0
Coleg Gwent	UG degree	0	0	2,981	0	2,981
	UG non-degree	0	0	0	0	0
	PGT	0	0	0	0	0
Coleg Llandrillo	UG degree	2,232	0	18,610	0	20,842
	UG non-degree	18,889	0	0	0	18,889
	PGT	0	0	0	0	0
Coleg Menai	UG degree	0	0	2,400	0	2,400
	UG non-degree	1,950	0	0	0	1,950
	PGT	0	0	0	0	0
Neath Port Talbot College	UG degree	0	0	1,964	0	1,964
	UG non-degree	2,220	0	0	0	2,220
	PGT	0	0	0	0	0
Pembrokeshire College	UG degree	0	0	288	0	288
	UG non-degree	0	0	0	0	0
	PGT	0	0	0	0	0
Pontypridd College	UG degree	0	0	3,600	0	3,600
	UG non-degree	8,280	0	0	0	8,280
	PGT	0	0	0	0	0
Swansea College	UG degree	0	0	1,080	0	1,080
	UG non-degree	2,640	0	0	0	2,640
	PGT	0	0	0	0	0
Total	UG degree	5,790,199	51,240	883,723	310,370	7,035,532
	UG non-degree	815,616	2,580	0	0	818,196
	PGT	776,002	0	593,873	0	1,369,875
Total		7,381,817	53,820	1,477,596	310,370	9,223,603

Table A6a

Fundable Enrolments by Mode of Study and Level of Study 2001/02

Institution	Level of Study	Full-time	Sandwich Year Out	Part-time (excluding UG FO)	Franchised Out (Part-time UG)	Total
University of Glamorgan	UG degree	5,951	206	3,544	1,862	11,563
	UG non-degree	1,393	0	0	0	1,393
	PGT	340	0	2,106	0	2,446
	PGR	118	0	149	0	267
University of Wales, Aberystwyth	UG degree	5,319	90	2,602	34	8,045
	UG non-degree	156	43	0	0	199
	PGT	540	0	630	0	1,170
	PGR	181	0	29	0	210
University of Wales, Bangor	UG degree	4,201	46	2,180	50	6,477
	UG non-degree	94	0	0	0	94
	PGT	609	0	680	0	1,289
	PGR	179	0	102	0	281
Cardiff University	UG degree	11,016	277	3,254	0	14,547
	UG non-degree	0	0	0	0	0
	PGT	1,058	0	1,096	0	2,154
	PGR	588	0	157	0	745
University of Wales, Lampeter	UG degree	762	0	1,111	18	1,891
	UG non-degree	19	0	0	0	19
	PGT	97	0	257	0	354
	PGR	19	0	80	0	99
University of Wales Swansea	UG degree	5,562	92	1,528	29	7,211
	UG non-degree	68	0	0	0	68
	PGT	696	0	730	0	1,426
	PGR	290	0	167	0	457
University of Wales College of Medicine	UG degree	797	0	70	0	867
	UG non-degree	0	0	0	0	0
	PGT	11	0	199	0	210
	PGR	79	0	68	0	147
University of Wales Institute, Cardiff	UG degree	4,106	81	1,017	240	5,444
	UG non-degree	834	0	0	0	834
	PGT	412	0	487	0	899
	PGR	1	0	4	0	5
University of Wales College, Newport	UG degree	2,233	0	2,407	1,626	6,266
	UG non-degree	165	0	0	0	165
	PGT	124	0	890	0	1,014
	PGR	22	0	2	0	24
North East Wales Institute of Higher Education	UG degree	1,750	0	2,308	751	4,809
	UG non-degree	333	0	0	0	333
	PGT	3	0	341	0	344
	PGR	14	0	2	0	16
Swansea Institute of Higher Education	UG degree	2,078	15	1,090	0	3,183
	UG non-degree	818	0	0	0	818
	PGT	113	0	534	0	647
	PGR	0	0	2	0	2
Trinity College Carmarthen	UG degree	980	0	1,314	0	2,294
	UG non-degree	0	0	0	0	0
	PGT	146	0	150	0	296
	PGR	0	0	0	0	0
Royal Welsh College of Music and Drama	UG degree	397	0	17	0	414
	UG non-degree	35	0	0	0	35
	PGT	52	0	32	0	84
	PGR	0	0	0	0	0
Bridgend College	UG degree	0	0	18	0	18
	UG non-degree	33	0	0	0	33
	PGT	0	0	0	0	0
	PGR	0	0	0	0	0
Coleg Sir Gâr	UG degree	45	0	187	0	232
	UG non-degree	237	0	0	0	237
	PGT	0	0	0	0	0
	PGR	0	0	0	0	0
Coleg Gwent	UG degree	0	0	36	0	36
	UG non-degree	0	0	0	0	0
	PGT	0	0	0	0	0
	PGR	0	0	0	0	0
Coleg Llandrillo	UG degree	19	0	354	0	373
	UG non-degree	157	0	0	0	157
	PGT	0	0	0	0	0
	PGR	0	0	0	0	0
Coleg Menai	UG degree	0	0	28	0	28
	UG non-degree	13	0	0	0	13
	PGT	0	0	0	0	0
	PGR	0	0	0	0	0
Neath Port Talbot College	UG degree	0	0	27	0	27
	UG non-degree	19	0	0	0	19
	PGT	0	0	0	0	0
	PGR	0	0	0	0	0
Pembrokeshire College	UG degree	0	0	4	0	4
	UG non-degree	0	0	0	0	0
	PGT	0	0	0	0	0
	PGR	0	0	0	0	0
Pontypridd College	UG degree	0	0	48	0	48
	UG non-degree	74	0	0	0	74
	PGT	0	0	0	0	0
	PGR	0	0	0	0	0
Swansea College	UG degree	0	0	13	0	13
	UG non-degree	22	0	0	0	22
	PGT	0	0	0	0	0
	PGR	0	0	0	0	0
Total	UG degree	45,213	807	23,157	4,610	73,787
	UG non-degree	4,468	43	0	0	4,511
	PGT	4,198	0	8,132	0	12,330
	PGR	1,491	0	762	0	2,253
	Total	55,369	850	32,051	4,610	92,880

Table A6b

Fundable Credit Values by Mode of Study and Level of Study 2001/02

Institution	Level of Study	Full-time	Sandwich Year Out	Part-time (excluding UG FO)	Franchised Out (Part-time UG)	Total
University of Glamorgan	UG degree	686,440	12,360	107,496	129,068	935,364
	UG non-degree	158,101	0	0	0	158,101
	PGT	42,354	0	112,833	0	155,187
University of Wales, Aberystwyth	UG degree	632,960	5,400	54,580	2,710	695,650
	UG non-degree	18,600	2,580	0	0	21,180
	PGT	74,360	0	34,955	0	109,315
University of Wales, Bangor	UG degree	504,706	2,760	50,635	3,750	561,851
	UG non-degree	11,280	0	0	0	11,280
	PGT	72,360	0	40,050	0	112,410
Cardiff University	UG degree	1,313,250	16,620	65,270	0	1,395,140
	UG non-degree	0	0	0	0	0
	PGT	170,340	0	78,390	0	248,730
University of Wales, Lampeter	UG degree	90,640	0	52,480	1,230	144,350
	UG non-degree	2,320	0	0	0	2,320
	PGT	8,800	0	15,660	0	24,460
University of Wales Swansea	UG degree	662,833	5,520	53,485	2,175	724,013
	UG non-degree	8,100	0	0	0	8,100
	PGT	94,548	0	42,706	0	137,254
University of Wales College of Medicine	UG degree	94,560	0	4,200	0	98,760
	UG non-degree	0	0	0	0	0
	PGT	1,980	0	15,330	0	17,310
University of Wales Institute, Cardiff	UG degree	490,342	4,860	64,182	16,530	575,914
	UG non-degree	100,301	0	0	0	100,301
	PGT	51,030	0	31,110	0	82,140
University of Wales College, Newport	UG degree	266,168	0	149,451	102,436	518,055
	UG non-degree	18,697	0	0	0	18,697
	PGT	15,715	0	50,710	0	66,425
North East Wales Institute of Higher Education	UG degree	210,000	0	112,627	35,575	358,202
	UG non-degree	39,960	0	0	0	39,960
	PGT	360	0	16,442	0	16,802
Swansea Institute of Higher Education	UG degree	247,848	900	53,405	0	302,153
	UG non-degree	96,870	0	0	0	96,870
	PGT	15,716	0	24,405	0	40,121
Trinity College Carmarthen	UG degree	118,105	0	18,704	0	136,809
	UG non-degree	0	0	0	0	0
	PGT	17,520	0	8,450	0	25,970
Royal Welsh College of Music and Drama	UG degree	47,575	0	1,020	0	48,595
	UG non-degree	4,200	0	0	0	4,200
	PGT	5,910	0	1,840	0	7,750
Bridgend College	UG degree	0	0	1,020	0	1,020
	UG non-degree	3,696	0	0	0	3,696
	PGT	0	0	0	0	0
Coleg Sir Gâr	UG degree	6,300	0	11,657	0	17,957
	UG non-degree	27,747	0	0	0	27,747
	PGT	0	0	0	0	0
Coleg Gwent	UG degree	0	0	2,981	0	2,981
	UG non-degree	0	0	0	0	0
	PGT	0	0	0	0	0
Coleg Llandrillo	UG degree	2,232	0	18,610	0	20,842
	UG non-degree	18,889	0	0	0	18,889
	PGT	0	0	0	0	0
Coleg Menai	UG degree	0	0	2,100	0	2,100
	UG non-degree	1,950	0	0	0	1,950
	PGT	0	0	0	0	0
Neath Port Talbot College	UG degree	0	0	1,964	0	1,964
	UG non-degree	2,220	0	0	0	2,220
	PGT	0	0	0	0	0
Pembrokeshire College	UG degree	0	0	288	0	288
	UG non-degree	0	0	0	0	0
	PGT	0	0	0	0	0
Pontypridd College	UG degree	0	0	3,600	0	3,600
	UG non-degree	8,280	0	0	0	8,280
	PGT	0	0	0	0	0
Swansea College	UG degree	0	0	1,080	0	1,080
	UG non-degree	2,640	0	0	0	2,640
	PGT	0	0	0	0	0
Total	UG degree	5,373,959	48,420	830,835	293,474	6,546,688
	UG non-degree	523,851	2,580	0	0	526,431
	PGT	570,993	0	472,881	0	1,043,874
Total		6,468,803	51,000	1,303,716	293,474	8,116,993

Table A7

Funded Places/Credit Values by Mode of Study and Level of Study 2001/02

Institution	Funded Places					Funded Credit Values		
	Full-time and Sandwich Year Out				Part-time	Part-time		
	UG Degree	UG Non-degree	PGT	PGR	PGR	UG (excl. FO)	UG FO	PGT
University of Glamorgan	6,681	1,369	347	158	211	106,622	143,145	97,655
University of Wales, Aberystwyth	5,226	185	520	176	49	46,269	4,452	31,575
University of Wales, Bangor	4,507	85	556	186	108	37,782	2,009	22,924
Cardiff University	10,976	0	1,061	633	281	53,960	0	81,457
University of Wales, Lampeter	836	11	79	13	45	62,176	1,452	13,041
University of Wales Swansea	5,762	87	739	310	218	54,368	1,800	35,387
University of Wales College of Medicine	784	0	9	67	41	4,048	0	15,570
University of Wales Institute, Cardiff	3,914	836	446	0	5	60,967	14,702	25,974
University of Wales College, Newport	2,202	189	122	19	1	123,458	96,772	55,346
North East Wales Institute	1,793	361	0	20	7	107,439	34,770	18,376
Swansea Institute of Higher Education	2,008	727	53	0	0	60,322	0	18,229
Trinity College Carmarthen	972	0	148	0	0	14,907	0	6,980
Royal Welsh College of Music and Drama	465	42	6	0	0	1,219	0	932
Bridgend College	0	58	0	0	0	4,350	0	0
Coleg Sir Gâr	46	247	0	0	0	16,156	0	0
Coleg Gwent	0	0	0	0	0	3,626	0	0
Coleg Llandrillo	36	226	0	0	0	15,940	0	0
Coleg Menai	0	21	0	0	0	1,575	0	0
Neath Port Talbot College	0	17	0	0	0	4,494	0	0
Pembrokeshire College	0	0	0	0	0	1,368	0	0
Pontypridd College	0	88	0	0	0	9,075	0	0
Swansea College	0	40	0	0	0	3,977	0	0
Total	46,208	4,589	4,086	1,582	966	794,098	299,102	423,446

Table B1a

Fundable Enrolments by ASC for Each Institution 2001/02

a) Full-time and Sandwich Year Out*

ASC	Institution																						Total
	University of Glamorgan	UW Aberystwyth	UW Bangor	Cardiff University	UW Lampeter	UW Swansea	UWCM	UWIC	UWC Newport	NEWI	SIHE	Trinity College Carmarthen	RWCMD	Bridgend College	Coleg Sir Gâr	Coleg Gwent	Coleg Llandrillo	Coleg Menai	Neath Port Talbot College	embrokeshi College	Pontypridd College	Swansea College	
1 Clinical and Pre-clinical Subjects	0	0	0	545	0	0	865	0	0	0	0	0	0	0	0	0	0	0	0	0	0	0	1,410
2 Subjects and Professions Allied to Medicine	53	0	442	488	0	143	0	1,021	160	160	0	0	6	0	0	0	0	0	0	0	0	0	2,473
3 Science	1,532	1,594	1,753	3,143	10	1,405	13	530	130	294	0	66	0	0	0	0	0	0	0	0	0	0	10,468
4 Engineering & Technology	998	0	124	878	0	660	0	115	90	313	558	0	0	0	7	0	23	0	0	0	0	0	3,763
5 Built Environment	286	0	21	492	0	0	0	57	0	75	77	0	0	0	0	0	0	13	0	0	0	0	1,019
6 Mathematical Sciences, IT & Computing	937	573	141	667	52	353	0	282	283	214	205	17	0	0	9	0	61	0	19	0	0	0	3,810
7 Business and Management	1,606	487	394	1,185	70	507	0	1,325	277	229	888	36	10	18	34	0	92	0	0	0	0	7	7,163
8 Social Sciences	1,035	1,310	416	1,971	85	1,718	0	289	1	31	121	0	0	0	0	0	0	0	0	0	0	0	6,973
9 Humanities	826	1,088	1,050	2,663	681	1,496	0	33	224	160	186	186	0	0	0	0	0	0	0	0	0	0	8,592
10 Art, Design & Performing Arts	633	901	139	407	0	0	0	853	834	394	601	148	468	15	231	0	0	0	0	0	74	15	5,711
11a Education (ITT) - Primary	0	124	396	0	0	104	0	475	351	231	335	461	0	0	0	0	0	0	0	0	0	0	2,476
11ab1 - Secondary shortage	0	90	136	0	0	203	0	262	119	0	0	0	0	0	0	0	0	0	0	0	0	0	809
11ab2 - Secondary non-shortage	0	44	85	0	0	64	0	140	0	0	46	25	0	0	0	0	0	0	0	0	0	0	403
11b Education (Non-ITT)	0	53	12	365	0	11	9	14	76	0	0	187	0	0	0	0	0	0	0	0	0	0	726
Total	7,905	6,263	5,105	12,801	897	6,661	887	5,393	2,543	2,100	3,016	1,126	484	33	281	0	176	13	19	0	74	22	55,794

*Sandwich year out counted as 0.5 full-time

b) Part-time

ASC	Institution																						Total
	University of Glamorgan	UW Aberystwyth	UW Bangor	Cardiff University	UW Lampeter	UW Swansea	UWCM	UWIC	UWC Newport	NEWI	SIHE	Trinity College Carmarthen	RWCMD	Bridgend College	Coleg Sir Gâr	Coleg Gwent	Coleg Llandrillo	Coleg Menai	Neath Port Talbot College	embrokeshi College	Pontypridd College	Swansea College	
1 Clinical and Pre-Clinical Subjects	0	0	0	1	0	0	267	0	0	0	0	0	0	0	0	0	0	0	0	0	0	0	268
2 Subjects and Professions Allied to Medicine	934	0	106	35	0	566	48	259	692	622	147	0	0	0	0	0	0	0	0	0	0	0	3,409
3 Science	406	355	226	408	2	48	0	264	35	119	0	64	0	0	0	0	0	0	0	4	0	0	1,931
4 Engineering & Technology	1,129	0	8	168	0	83	0	222	613	708	195	0	0	0	96	19	89	0	3	0	25	0	3,358
5 Built Environment	448	0	0	113	0	0	0	148	0	195	96	0	0	0	8	0	24	28	15	0	0	0	1,075
6 Mathematical Sciences, IT & Computing	661	325	236	423	10	41	0	271	222	406	154	559	0	0	26	17	39	0	7	0	0	0	3,397
7 Business and Management	2,463	53	238	368	4	37	1	260	1,440	676	457	16	3	1	0	0	202	0	2	0	0	6	6,227
8 Social Sciences	363	146	320	496	637	161	12	11	48	25	61	0	0	0	0	0	0	0	0	0	0	0	2,280
9 Humanities	1,137	1,821	1,227	2,086	813	1,383	0	0	146	154	13	548	0	0	0	0	0	0	0	0	0	0	9,328
10 Art, Design & Performing Arts	44	564	439	293	0	0	0	68	28	107	176	190	46	17	57	0	0	0	0	0	23	7	2,059
11a Education (ITT) - Primary	0	0	0	0	0	0	0	1	0	0	0	0	0	0	0	0	0	0	0	0	0	0	1
11ab1 - Secondary shortage	0	0	0	0	0	0	0	0	0	0	0	0	0	0	0	0	0	0	0	0	0	0	0
11ab2 - Secondary non-shortage	0	0	0	0	0	0	0	0	0	0	0	0	0	0	0	0	0	0	0	0	0	0	0
11b Education (Non-ITT)	76	31	212	116	0	135	9	244	1,701	390	327	87	0	0	0	0	0	0	0	0	0	0	3,328
Total	7,661	3,295	3,012	4,507	1,466	2,454	337	1,748	4,925	3,402	1,626	1,464	49	18	187	36	354	28	27	4	48	13	36,661

Note that part-time includes enrolments associated with the dissertation element of a full-time postgraduate taught course.

Table B3b

Postgraduate Taught Fundable Credit Values by ASC for Each Institution 2001/02

a) Postgraduate Taught Full-time

ASC	Institution																						Total
	University of Glamorgan	UW Aberystwyth	UW Bangor	Cardiff University	UW Lampeter	UW Swansea	UWCM	UWIC	UWC Newport	NEWI	SIHE	Trinity College Carmarthen	RWCMD	Bridgend College	Coleg Sir Gâr	Coleg Gwent	Coleg Llandrillo	Coleg Menai	Neath Port Talbot College	Pembrokeshire College	Pontypridd College	Swansea College	
1 Clinical and Pre-Clinical Subjects	0	0	0	0	0	0	1,980	0	0	0	0	0	0	0	0	0	0	0	0	0	0	0	1,980
2 Subjects and Professions Allied to Medicine	0	0	9,600	16,200	0	13,408	0	140	0	0	0	0	720	0	0	0	0	0	0	0	0	0	40,068
3 Science	1,815	2,345	18,360	13,920	0	4,960	0	1,990	0	0	0	600	0	0	0	0	0	0	0	0	0	0	43,990
4 Engineering & Technology	4,035	0	0	6,480	0	2,760	0	0	490	0	2,236	0	0	0	0	0	0	0	0	0	0	0	16,001
5 Built Environment	1,485	0	0	12,420	0	0	0	0	0	0	0	0	0	0	0	0	0	0	0	0	0	0	13,905
6 Mathematical Sciences, IT & Computing	7,065	6,399	0	10,620	1,340	7,156	0	1,500	1,190	0	4,196	0	0	0	0	0	0	0	0	0	0	0	39,466
7 Business and Management	13,691	13,550	7,440	24,900	2,340	1,827	0	2,520	1,770	0	1,976	2,040	1,200	0	0	0	0	0	0	0	0	0	73,254
8 Social Sciences	10,288	13,176	1,680	45,840	120	13,058	0	100	20	0	24	0	0	0	0	0	0	0	0	0	0	0	84,306
9 Humanities	3,855	6,910	3,600	37,620	5,000	7,309	0	240	0	0	0	1,080	0	0	0	0	0	0	0	0	0	0	65,614
10 Art, Design & Performing Arts	0	1,020	2,760	1,260	0	0	0	1,340	2,720	360	2,964	960	3,990	0	0	0	0	0	0	0	0	0	17,374
11aa Education (ITT) - Primary	0	14,880	6,840	0	0	12,240	0	10,260	5,955	0	0	9,120	0	0	0	0	0	0	0	0	0	0	59,295
11ab1 - Secondary shortage	0	10,800	12,000	0	0	23,160	0	17,460	3,400	0	0	0	0	0	0	0	0	0	0	0	0	0	66,820
11ab2 - Secondary non-shortage	0	5,280	10,080	0	0	7,440	0	15,420	0	0	4,320	3,000	0	0	0	0	0	0	0	0	0	0	45,540
11b Education (Non-ITT)	120	0	0	1,080	0	1,230	0	60	170	0	0	720	0	0	0	0	0	0	0	0	0	0	3,380
Total	42,354	74,360	72,360	170,340	8,800	94,548	1,980	51,030	15,715	360	15,716	17,520	5,910	0	0	0	0	0	0	0	0	0	570,993

b) Postgraduate Taught Part-time

ASC	Institution																						Total
	University of Glamorgan	UW Aberystwyth	UW Bangor	Cardiff University	UW Lampeter	UW Swansea	UWCM	UWIC	UWC Newport	NEWI	SIHE	Trinity College Carmarthen	RWCMD	Bridgend College	Coleg Sir Gâr	Coleg Gwent	Coleg Llandrillo	Coleg Menai	Neath Port Talbot College	Pembrokeshire College	Pontypridd College	Swansea College	
1 Clinical and Pre-Clinical Subjects	0	0	0	0	0	0	15,330	0	0	0	0	0	0	0	0	0	0	0	0	0	0	0	15,330
2 Subjects and Professions Allied to Medicine	3,660	0	4,800	2,100	0	14,445	0	3,276	11,120	1,800	900	0	0	0	0	0	0	0	0	0	0	0	42,101
3 Science	1,692	3,360	9,660	12,480	0	1,970	0	9,554	1,830	460	0	1,100	0	0	0	0	0	0	0	0	0	0	42,106
4 Engineering & Technology	7,058	0	0	9,210	0	2,455	0	0	740	0	1,092	0	0	0	0	0	0	0	0	0	0	0	20,555
5 Built Environment	2,385	0	0	6,930	0	0	0	0	0	0	0	0	0	0	0	0	0	0	0	0	0	0	9,315
6 Mathematical Sciences, IT & Computing	10,989	2,280	0	6,210	0	3,210	0	2,188	2,835	0	5,040	0	0	0	0	0	50	0	0	0	0	0	32,752
7 Business and Management	74,711	2,520	5,010	18,090	0	2,248	0	4,304	13,110	6,892	8,387	770	180	0	0	0	0	0	0	0	0	0	136,222
8 Social Sciences	7,901	6,360	3,300	14,790	80	6,995	0	1,556	1,200	0	60	0	0	0	0	0	0	0	0	0	0	0	42,242
9 Humanities	3,612	18,195	5,940	6,570	15,580	6,188	0	310	3,950	1,020	0	1,860	0	0	0	0	0	0	0	0	0	0	63,225
10 Art, Design & Performing Arts	0	1,530	1,500	480	0	0	0	2,480	1,740	240	1,236	960	1,660	0	0	0	0	0	0	0	0	0	11,826
11aa Education (ITT) - Primary	0	0	0	0	0	0	0	0	0	0	0	0	0	0	0	0	0	0	0	0	0	0	0
11ab1 - Secondary shortage	0	0	0	0	0	0	0	0	0	0	0	0	0	0	0	0	0	0	0	0	0	0	0
11ab2 - Secondary non-shortage	0	0	0	0	0	0	0	0	0	0	0	0	0	0	0	0	0	0	0	0	0	0	0
11b Education (Non-ITT)	825	710	9,840	1,530	0	5,195	0	7,442	14,185	6,030	7,690	3,760	0	0	0	0	0	0	0	0	0	0	57,207
Total	112,833	34,955	40,050	78,390	15,660	42,706	15,330	31,110	50,710	16,442	24,405	8,450	1,840	0	0	0	0	0	0	0	0	0	472,881

Note that part-time includes credit values associated with the dissertation element of a full-time postgraduate taught course.

**Table C1: Clinical & Pre-clinical Subjects
Number of Enrolments Home & EC Fundable 2001/02**

Institution	Undergraduate (including non-degree)				Postgraduate Taught		Postgraduate Research		Total
	FT	SWYO	PT non FO	PT FO	FT	PT	FT	PT	
Cardiff University	545	0	1	0	0	0	0	0	546
University of Wales College of Medicine	775	0	0	0	11	199	79	68	1,132
Total	1,320	0	1	0	11	199	79	68	1,678

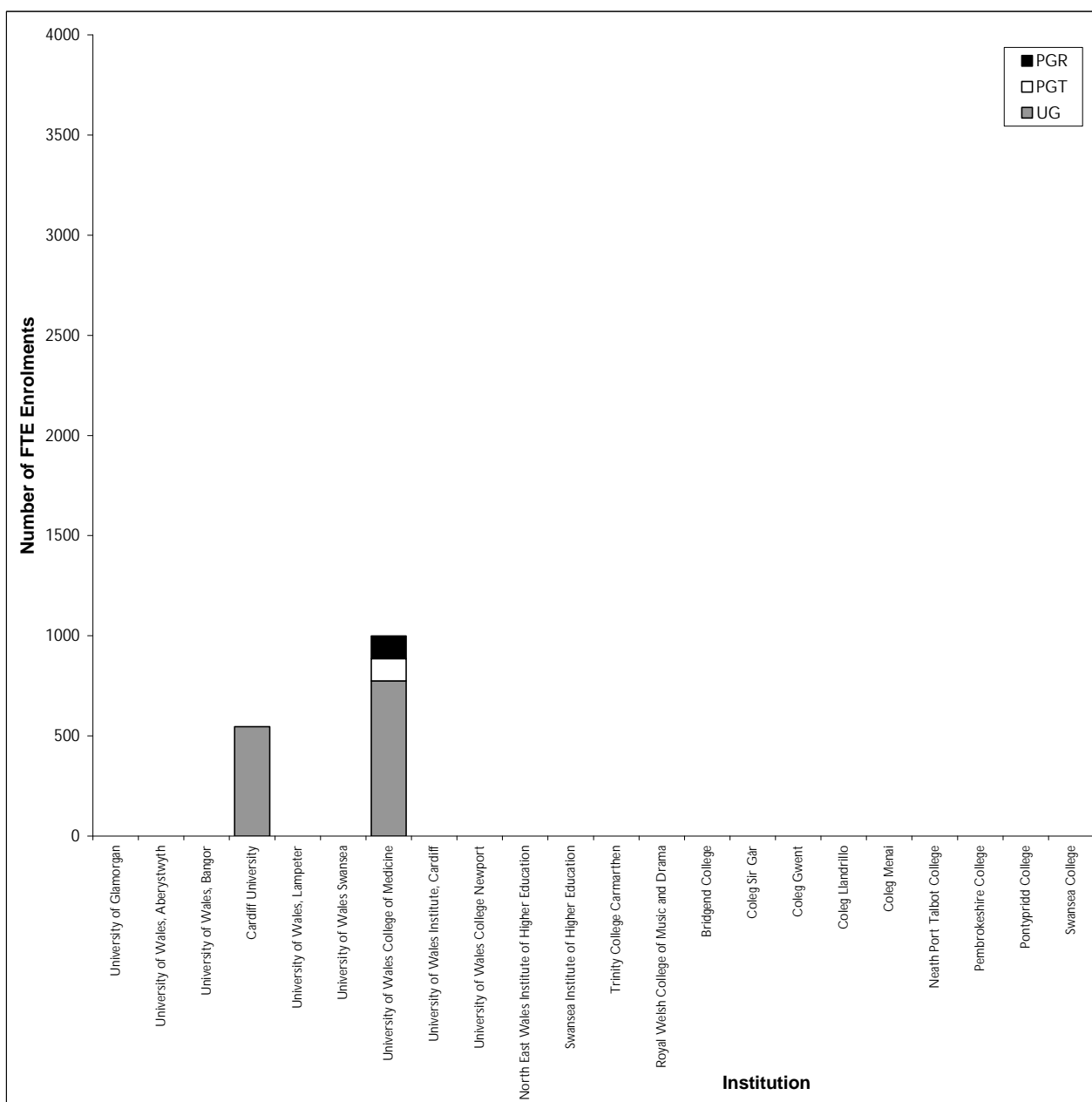


Table C2: Subjects & Professions Allied to Medicine
Number of Enrolments Home & EC Fundable 2001/02

Institution	Undergraduate (including non-degree)				Postgraduate Taught		Postgraduate Research		Total
	FT	SWYO	PT non FO	PT FO	FT	PT	FT	PT	
University of Glamorgan	29	0	773	108	25	53	0	0	987
University of Wales, Bangor	353	1	3	0	81	84	8	19	549
Cardiff University	372	6	4	0	90	30	23	1	526
University of Wales Swansea	34	0	278	0	103	235	7	53	709
University of Wales College of Medicine	0	0	48	0	0	0	0	0	48
University of Wales Institute, Cardiff	1,005	25	147	56	4	56	0	0	1,293
University of Wales College, Newport	160	0	277	199	0	216	0	0	852
North East Wales Institute of Higher Education	160	0	211	346	0	65	0	0	782
Swansea Institute of Higher Education	0	0	135	0	0	12	0	0	147
Royal Welsh College of Music and Drama	0	0	0	0	6	0	0	0	6
Total	2,111	32	1,876	709	308	751	38	73	5,898

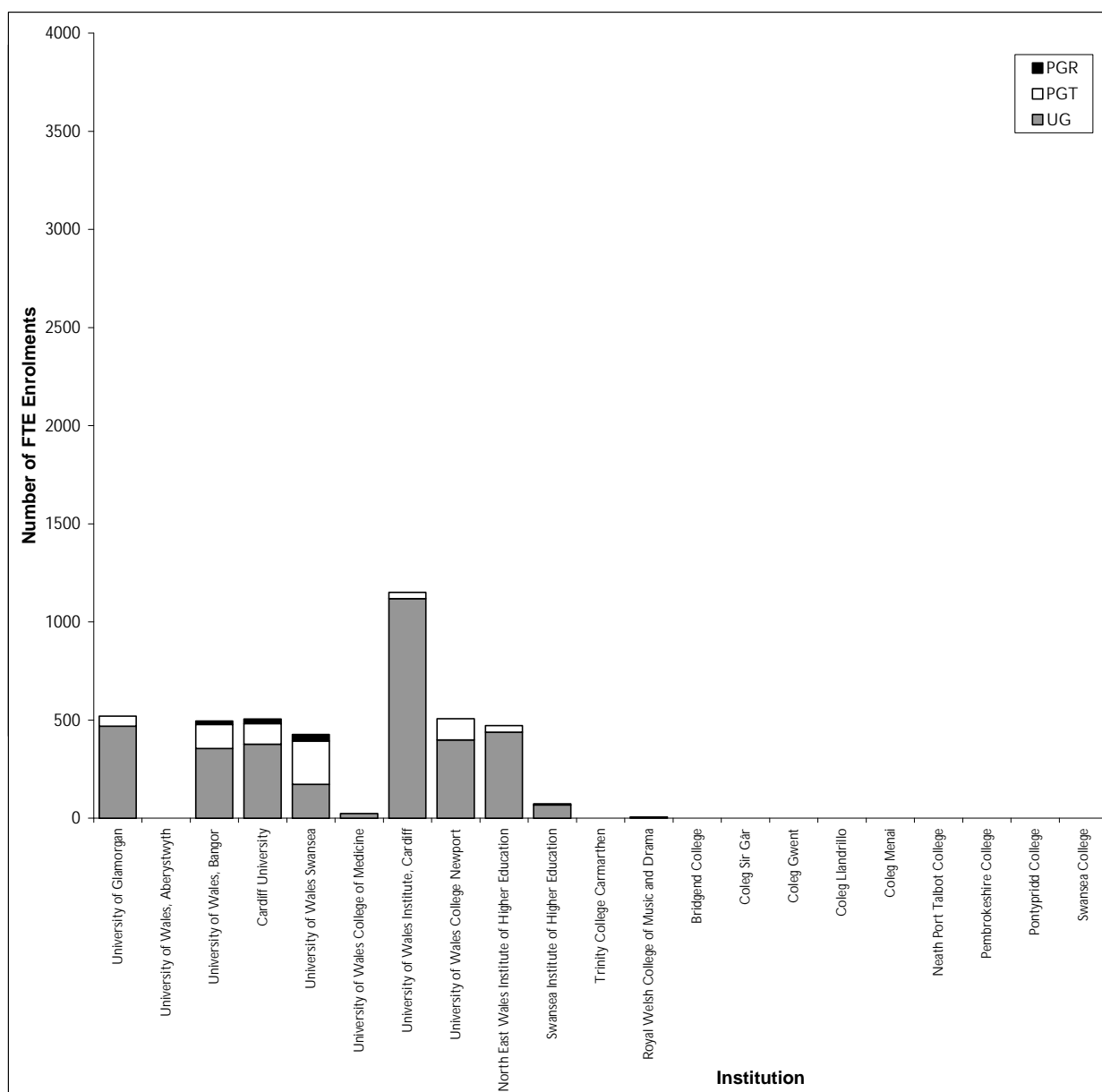


Table C3: Science
Number of Enrolments Home & EC Fundable 2001/02

Institution	Undergraduate (including non-degree)				Postgraduate Taught		Postgraduate Research		Total
	FT	SWYO	PT _{non-FO}	PT _{FO}	FT	PT	FT	PT	
University of Glamorgan	1,517	0	210	175	15	21	0	0	1,938
University of Wales, Aberystwyth	1,484	45	278	33	16	42	72	2	1,972
University of Wales, Bangor	1,485	19	21	21	155	158	104	26	1,988
Cardiff University	2,653	94	194	0	82	180	361	34	3,598
University of Wales, Lampeter	10	0	2	0	0	0	0	0	12
University of Wales Swansea	1,295	5	0	0	29	30	79	18	1,455
University of Wales College of Medicine	13	0	0	0	0	0	0	0	13
University of Wales Institute, Cardiff	510	19	73	4	11	187	0	0	804
University of Wales College, Newport	130	0	3	0	0	32	0	0	165
North East Wales Institute of Higher Education	280	0	94	0	0	23	14	2	413
Trinity College Carmarthen	61	0	40	0	5	24	0	0	130
Pembrokeshire College	0	0	4	0	0	0	0	0	4
Total	9,436	182	919	233	312	697	630	82	12,490

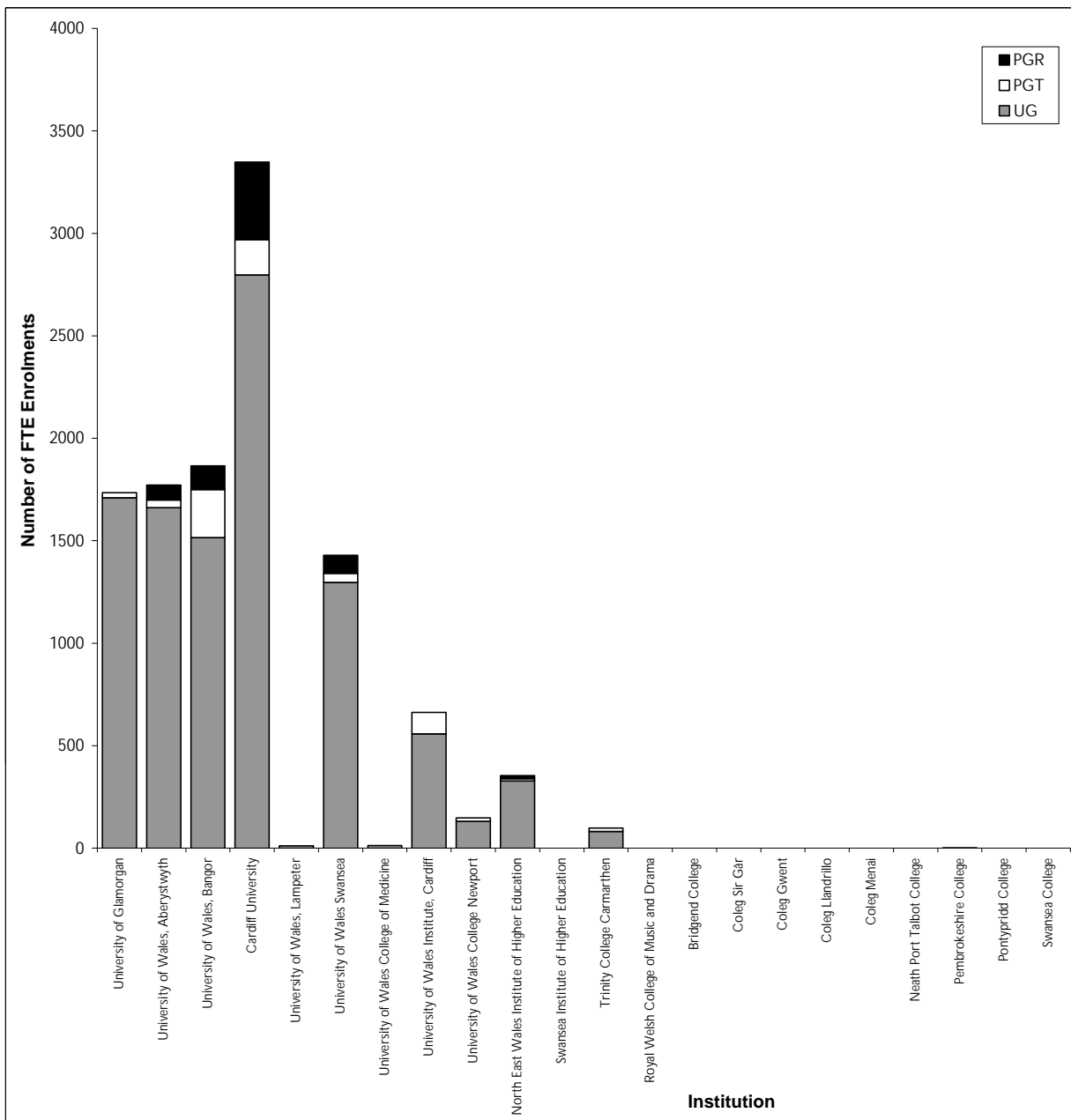


Table C4: Engineering & Technology
Number of Enrolments Home & EC Fundable 2001/02

Institution	Undergraduate (including non-degree)				Postgraduate Taught		Postgraduate Research		Total
	FT	SWYO	PT non FO	PT FO	FT	PT	FT	PT	
University of Glamorgan	946	33	478	512	36	139	0	0	2,143
University of Wales, Bangor	112	0	6	0	0	0	12	2	132
Cardiff University	766	45	41	0	36	118	53	9	1,068
University of Wales Swansea	500	12	1	0	24	38	130	44	749
University of Wales Institute, Cardiff	115	0	174	47	0	0	0	1	337
University of Wales College, Newport	87	0	368	210	4	35	0	0	703
North East Wales Institute of Higher Education	313	0	642	66	0	0	0	0	1,021
Swansea Institute of Higher Education	530	0	147	0	28	48	0	0	753
Coleg Sir Gar	7	0	96	0	0	0	0	0	103
Coleg Gwent	0	0	19	0	0	0	0	0	19
Coleg Llandrillo	23	0	89	0	0	0	0	0	112
Neath Port Talbot College	0	0	3	0	0	0	0	0	3
Pontypridd College	0	0	25	0	0	0	0	0	25
Total	3,397	90	2,089	835	127	378	195	56	7,166

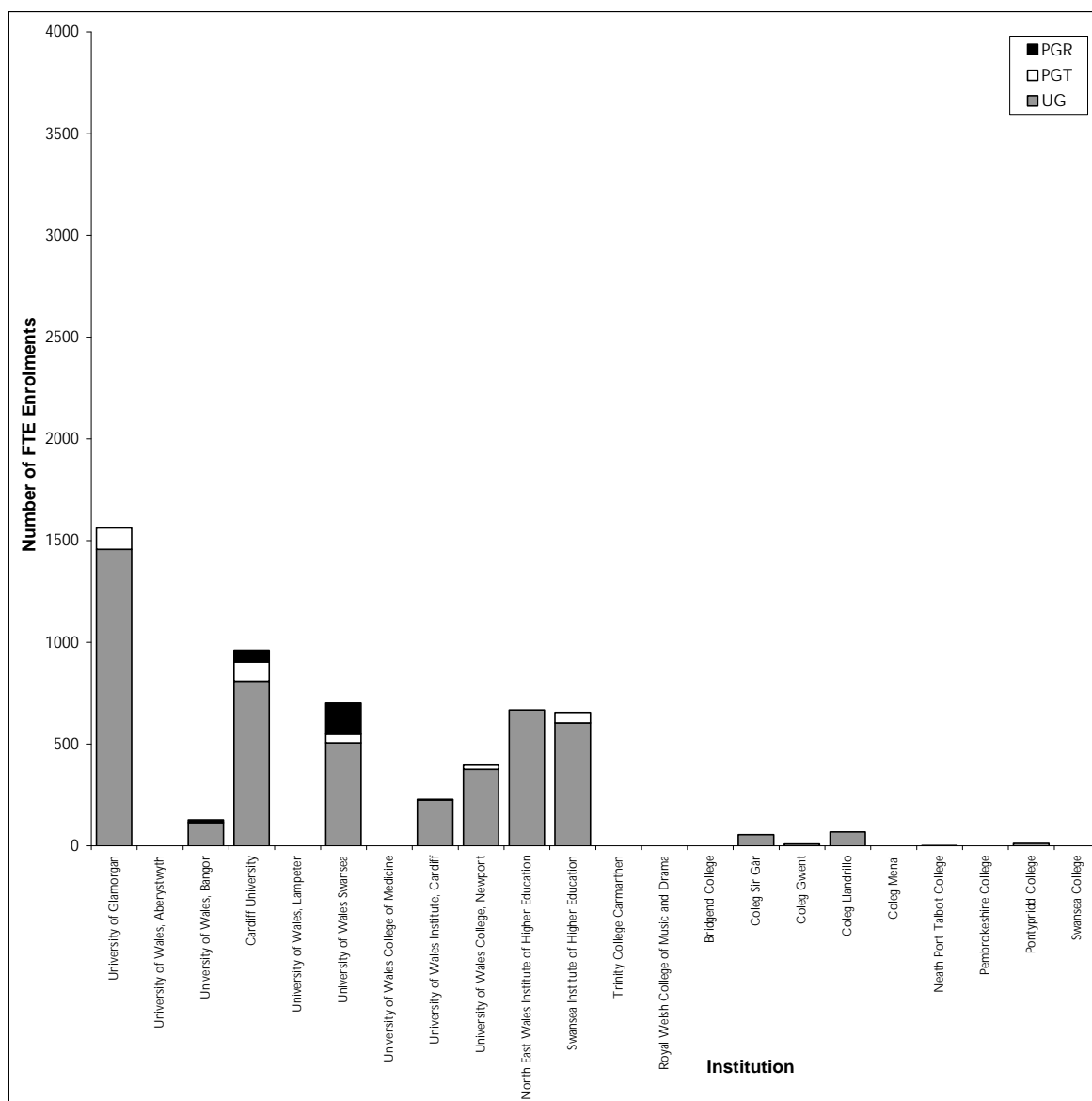


Table C5: Built Environment
Number of Enrolments Home & EC Fundable 2001/02

Institution	Undergraduate (including non-degree)				Postgraduate Taught		Postgraduate Research		Total
	FT	SWYO	PT _{non-FO}	PT _{FO}	FT	PT	FT	PT	
University of Glamorgan	240	35	271	110	4	36	24	31	751
University of Wales, Bangor	21	0	0	0	0	0	0	0	21
Cardiff University	366	85	11	0	69	91	14	11	647
University of Wales Institute, Cardiff	57	0	97	51	0	0	0	0	205
North East Wales Institute of Higher Education	75	0	155	40	0	0	0	0	270
Swansea Institute of Higher Education	77	0	96	0	0	0	0	0	173
Coleg Sir Gar	0	0	8	0	0	0	0	0	8
Coleg Llandrillo	0	0	24	0	0	0	0	0	24
Coleg Menai	13	0	28	0	0	0	0	0	41
Neath Port Talbot College	0	0	15	0	0	0	0	0	15
Total	848	120	705	201	73	127	38	42	2,154

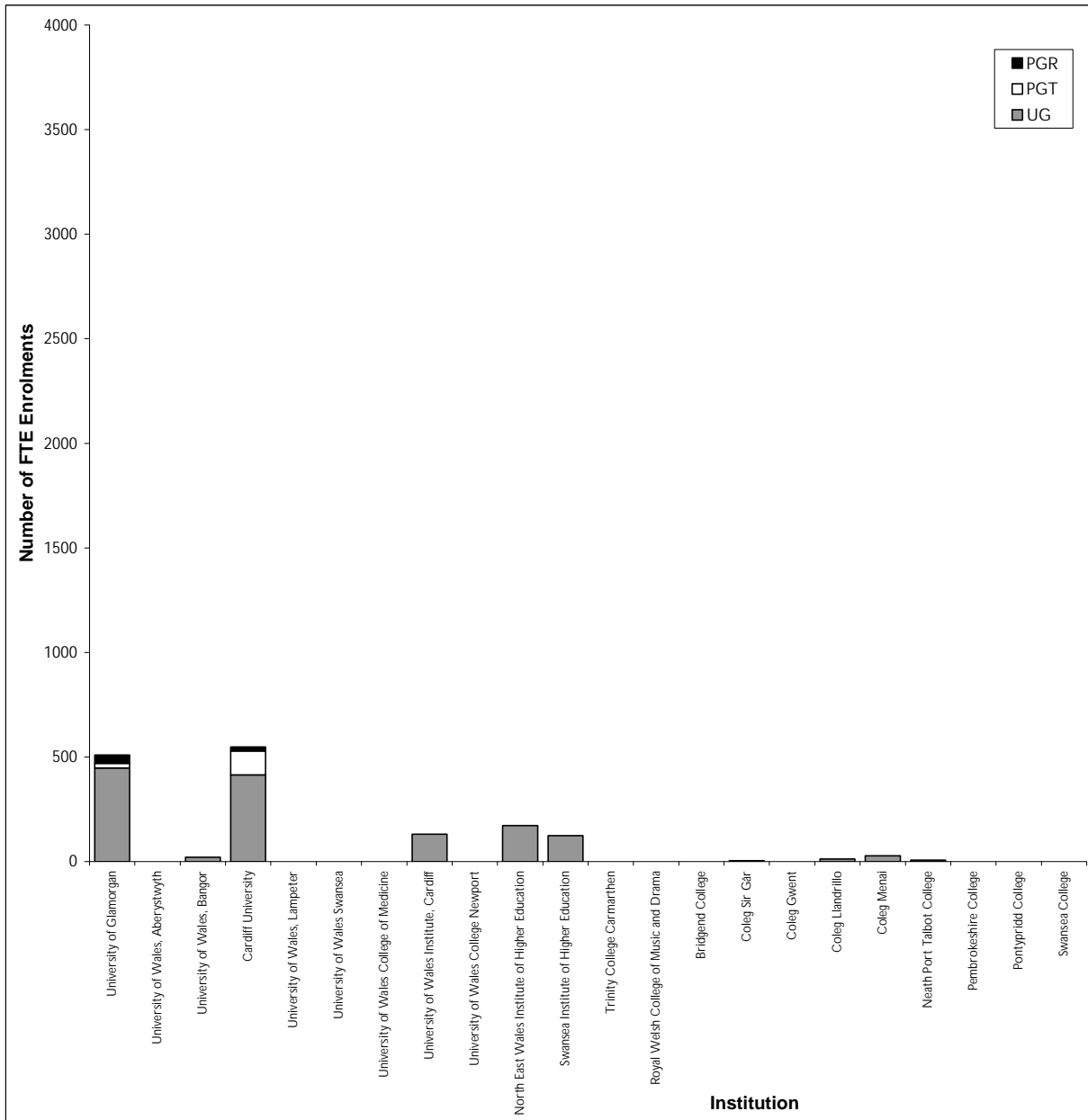


Table C6: Mathematical Sciences, IT & Computing
Number of Enrolments Home & EC Fundable 2001/02

Institution	Undergraduate (including non-degree)				Postgraduate Taught		Postgraduate Research		Total
	FT	SWYO	PT _{non-FO}	PT FO	FT	PT	FT	PT	
University of Glamorgan	819	46	241	214	64	189	31	17	1,621
University of Wales, Aberystwyth	497	52	290	0	32	35	18	0	924
University of Wales, Bangor	123	0	230	0	0	0	19	6	377
Cardiff University	575	21	326	0	59	89	22	8	1,100
University of Wales, Lampeter	39	0	5	5	13	0	0	0	62
University of Wales Swansea	311	1	0	0	29	40	13	1	394
University of Wales Institute, Cardiff	275	0	188	60	7	23	0	0	553
University of Wales College, Newport	270	0	176	16	13	30	0	0	505
North East Wales Institute of Higher Education	214	0	375	31	0	0	0	0	620
Swansea Institute of Higher Education	193	0	106	0	12	48	0	0	359
Trinity College Carmarthen	17	0	559	0	0	0	0	0	576
Coleg Sir Gar	9	0	26	0	0	0	0	0	35
Coleg Gwent	0	0	17	0	0	0	0	0	17
Coleg Llandrillo	61	0	39	0	0	0	0	0	100
Neath Port Talbot College	19	0	7	0	0	0	0	0	26
Total	3,419	120	2,585	326	229	454	103	32	7,267

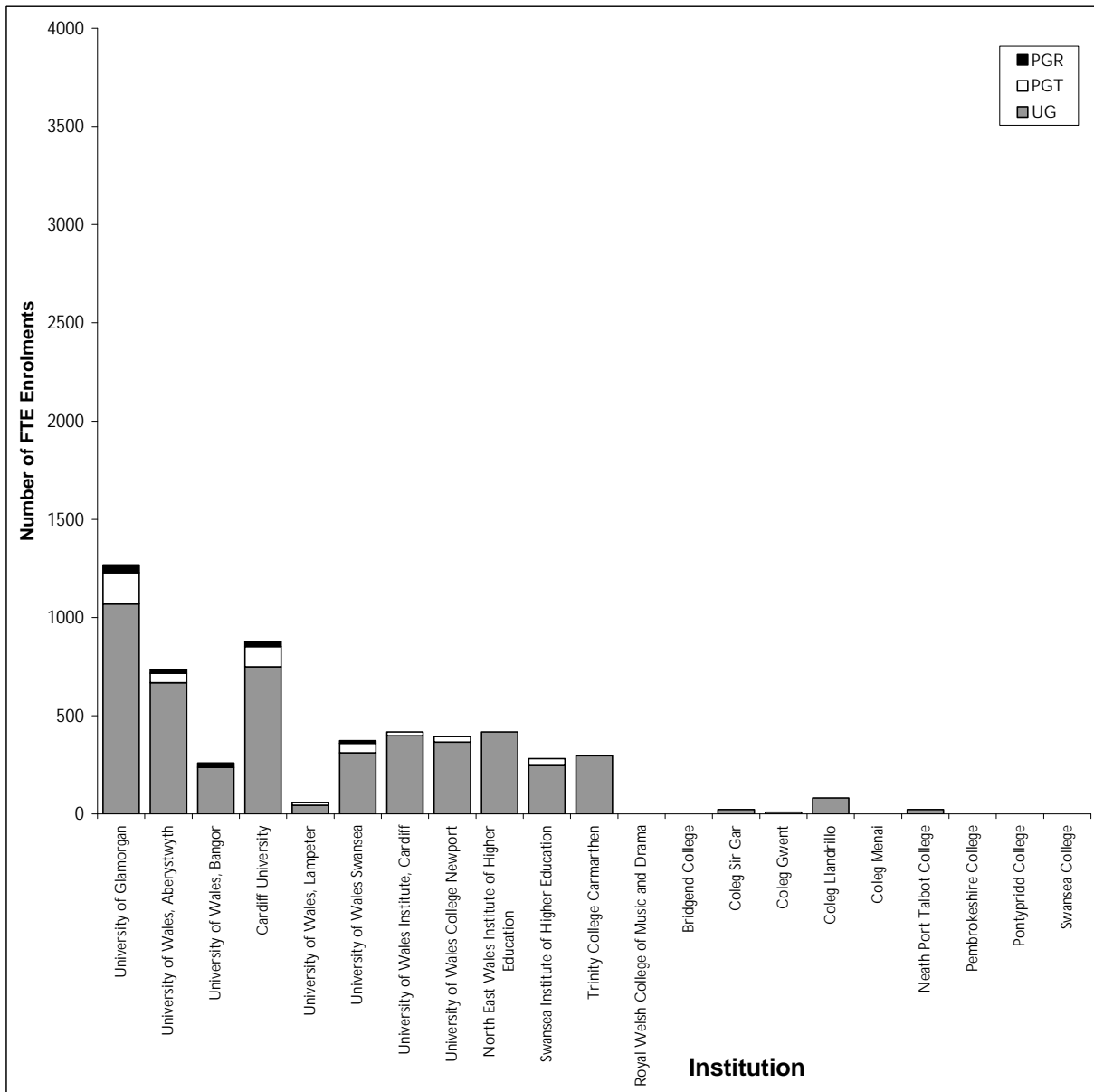


Table C7: Business & Management
Number of Enrolments Home & EC Fundable 2000/01

Institution	Undergraduate (including non-degree)				Postgraduate Taught		Postgraduate Research		Total
	FT	SWYO	PT _{non-FO}	PT FO	FT	PT	FT	PT	
University of Glamorgan	1,460	83	384	672	105	1,407	0	0	4,111
University of Wales, Aberystwyth	395	3	11	0	88	41	3	1	541
University of Wales, Bangor	322	4	152	0	62	82	8	4	634
Cardiff University	1,013	5	106	0	139	250	30	12	1,555
University of Wales, Lampeter	39	0	1	3	31	0	0	0	74
University of Wales Swansea	476	21	0	0	9	34	12	3	555
University of Wales College of Medicine	0	0	1	0	0	0	0	0	1
University of Wales Institute, Cardiff	1,290	37	185	22	17	53	0	0	1,604
University of Wales College, Newport	259	0	989	200	18	251	0	0	1,717
North East Wales Institute of Higher Education	229	0	536	30	0	110	0	0	905
Swansea Institute of Higher Education	868	15	324	0	13	133	0	0	1,353
Trinity College Carmarthen	19	0	7	0	17	9	0	0	52
Royal Welsh College of Music and Drama	0	0	0	0	10	3	0	0	13
Bridgend College	18	0	1	0	0	0	0	0	19
Coleg Sir Gar	34	0	0	0	0	0	0	0	34
Coleg Llandrillo	92	0	202	0	0	0	0	0	294
Neath Port Talbot College	0	0	2	0	0	0	0	0	2
Swansea College	7	0	6	0	0	0	0	0	13
Total	6,519	168	2,907	927	508	2,373	53	20	13,474

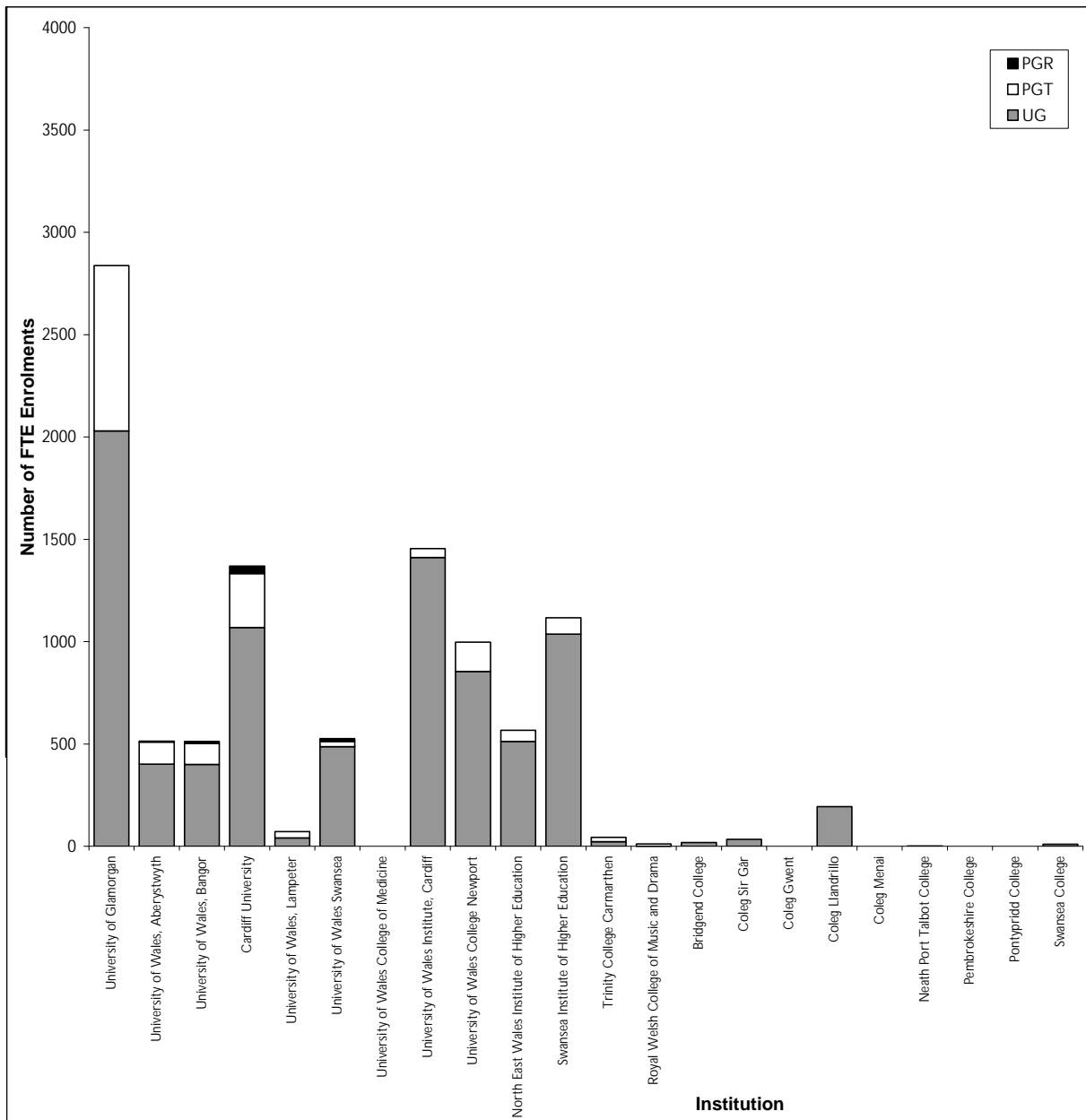


Table C8: Social Sciences
Number of Enrolments Home & EC Fundable 2001/02

Institution	Undergraduate (including non-degree)				Postgraduate Taught		Postgraduate Research		Total
	FT	SWYO	PT _{non-FO}	PT _{FO}	FT	PT	FT	PT	
University of Glamorgan	885	6	108	15	84	139	63	101	1,401
University of Wales, Aberystwyth	1,179	4	36	0	81	103	48	7	1,458
University of Wales, Bangor	394	1	241	29	14	49	7	1	736
Cardiff University	1,609	1	284	0	325	197	36	15	2,467
University of Wales, Lampeter	83	0	635	0	2	2	0	0	722
University of Wales Swansea	1,620	6	10	29	76	111	19	11	1,882
University of Wales College of Medicine	0	0	12	0	0	0	0	0	12
University of Wales Institute, Cardiff	289	0	11	0	0	0	0	0	300
University of Wales College, Newport	1	0	48	0	0	0	0	0	49
North East Wales Institute of Higher Education	31	0	25	0	0	0	0	0	56
Swansea Institute of Higher Education	121	0	61	0	0	0	0	0	182
Total	6,210	18	1,471	73	581	601	173	135	9,262

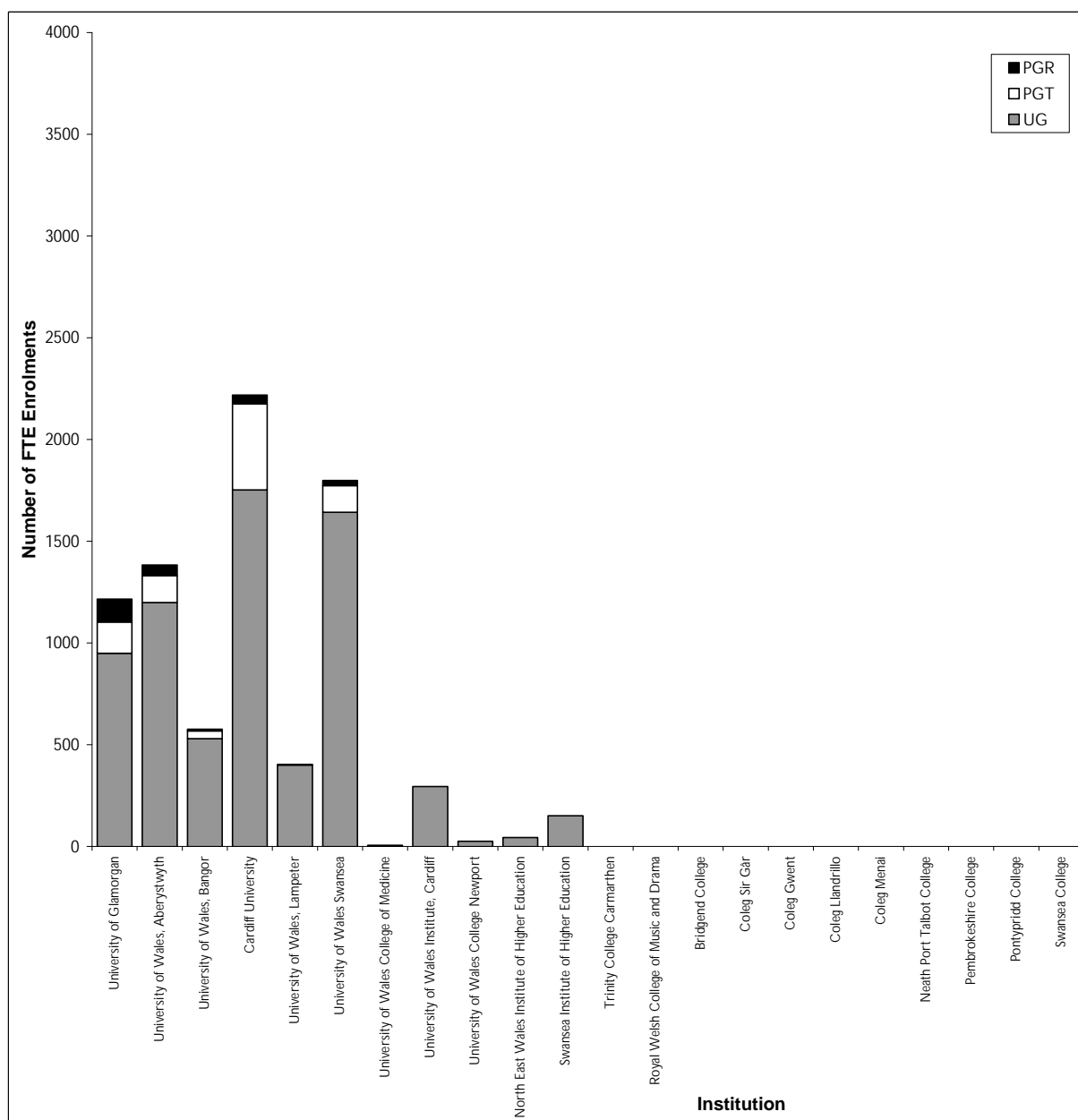
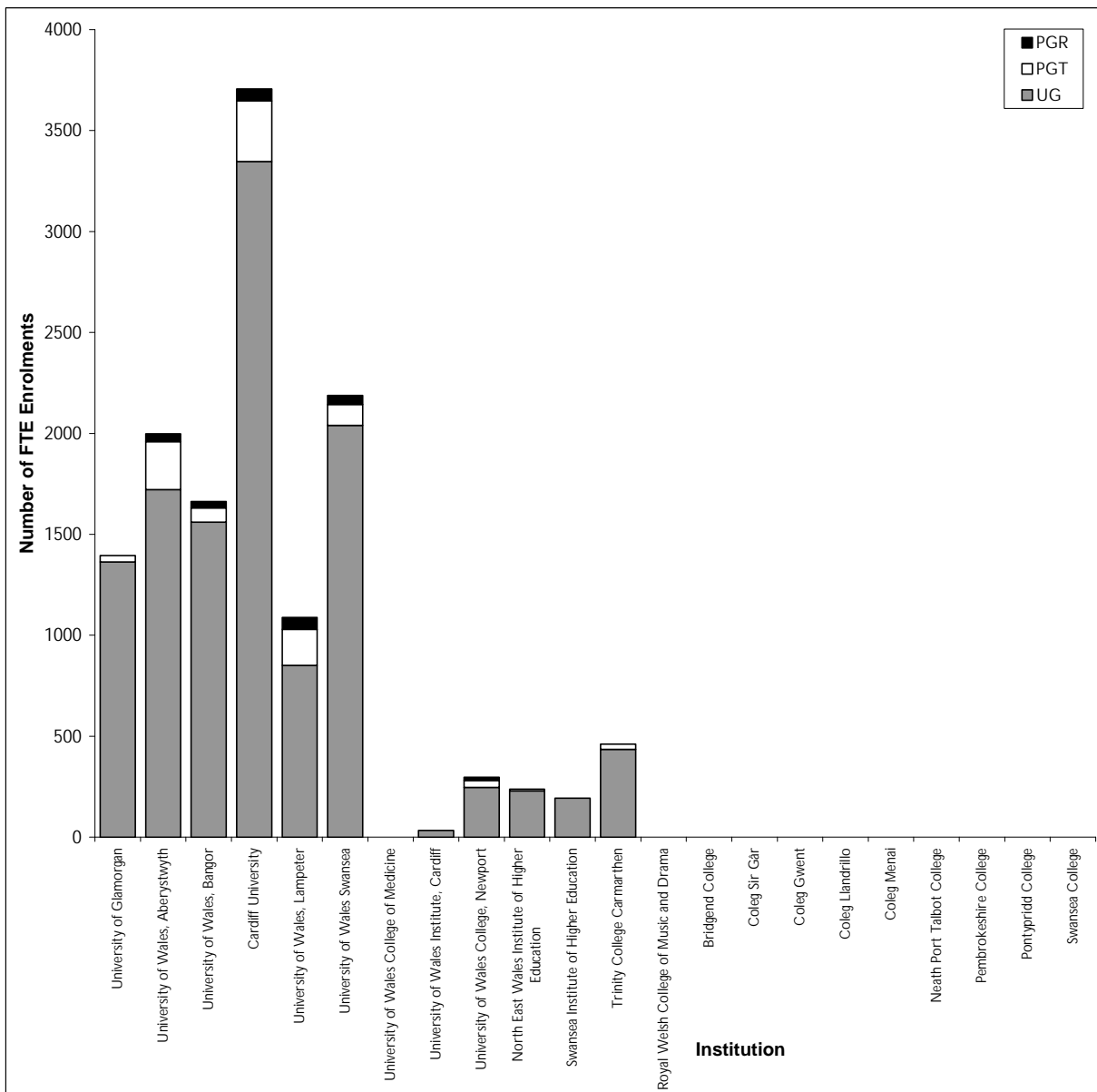


Table C9: Humanities
Number of Enrolments Home & EC Fundable 2001/02

Institution	Undergraduate (including non-degree)				Postgraduate Taught		Postgraduate Research		Total
	FT	SWYO	PT _{non-FO}	PT FO	FT	PT	FT	PT	
University of Glamorgan	816	2	1,054	37	9	46	0	0	1,964
University of Wales, Aberystwyth	984	26	1,447	1	57	363	34	10	2,922
University of Wales, Bangor	992	21	1,117	0	31	80	17	30	2,287
Cardiff University	2,375	18	1,924	0	245	114	34	48	4,758
University of Wales, Lampeter	611	0	468	10	51	255	19	80	1,494
University of Wales Swansea	1,396	47	1,239	0	48	113	29	31	2,903
University of Wales Institute, Cardiff	33	0	0	0	0	0	0	0	33
University of Wales College, Newport	208	0	76	0	0	68	16	2	370
North East Wales Institute of Higher Education	160	0	137	0	0	17	0	0	314
Swansea Institute of Higher Education	186	0	13	0	0	0	0	0	199
Trinity College Carmarthen	177	0	516	0	9	32	0	0	734
Total	7,937	114	7,991	48	449	1,088	149	201	17,977



**Table C10: Art, Design & Performing Arts
Number of Enrolments Home & EC Fundable 2001/02**

Institution	Undergraduate (including non-degree)				Postgraduate Taught		Postgraduate Research		Total
	FT	SWYO	PT <small>(non-FO)</small>	PT FO	FT	PT	FT	PT	
University of Glamorgan	633	1	25	19	0	0	0	0	678
University of Wales, Aberystwyth	885	2	539	0	9	21	6	4	1,466
University of Wales, Bangor	113	0	410	0	23	24	3	5	578
Cardiff University	393	1	283	0	7	8	6	2	700
University of Wales Institute, Cardiff	838	0	23	0	14	42	1	3	921
University of Wales College, Newport	818	0	8	0	10	20	7	0	862
North East Wales Institute of Higher Education	391	0	41	62	3	4	0	0	501
Swansea Institute of Higher Education	577	0	155	0	24	19	0	2	777
Trinity College Carmarthen	140	0	173	0	8	17	0	0	338
Royal Welsh College of Music and Drama	432	0	17	0	36	29	0	0	514
Bridgend College	15	0	17	0	0	0	0	0	32
Coleg Sir Gar	231	0	57	0	0	0	0	0	288
Pontypridd College	74	0	23	0	0	0	0	0	97
Swansea College	15	0	7	0	0	0	0	0	22
Total	5,553	4	1,778	81	134	184	23	16	7,772

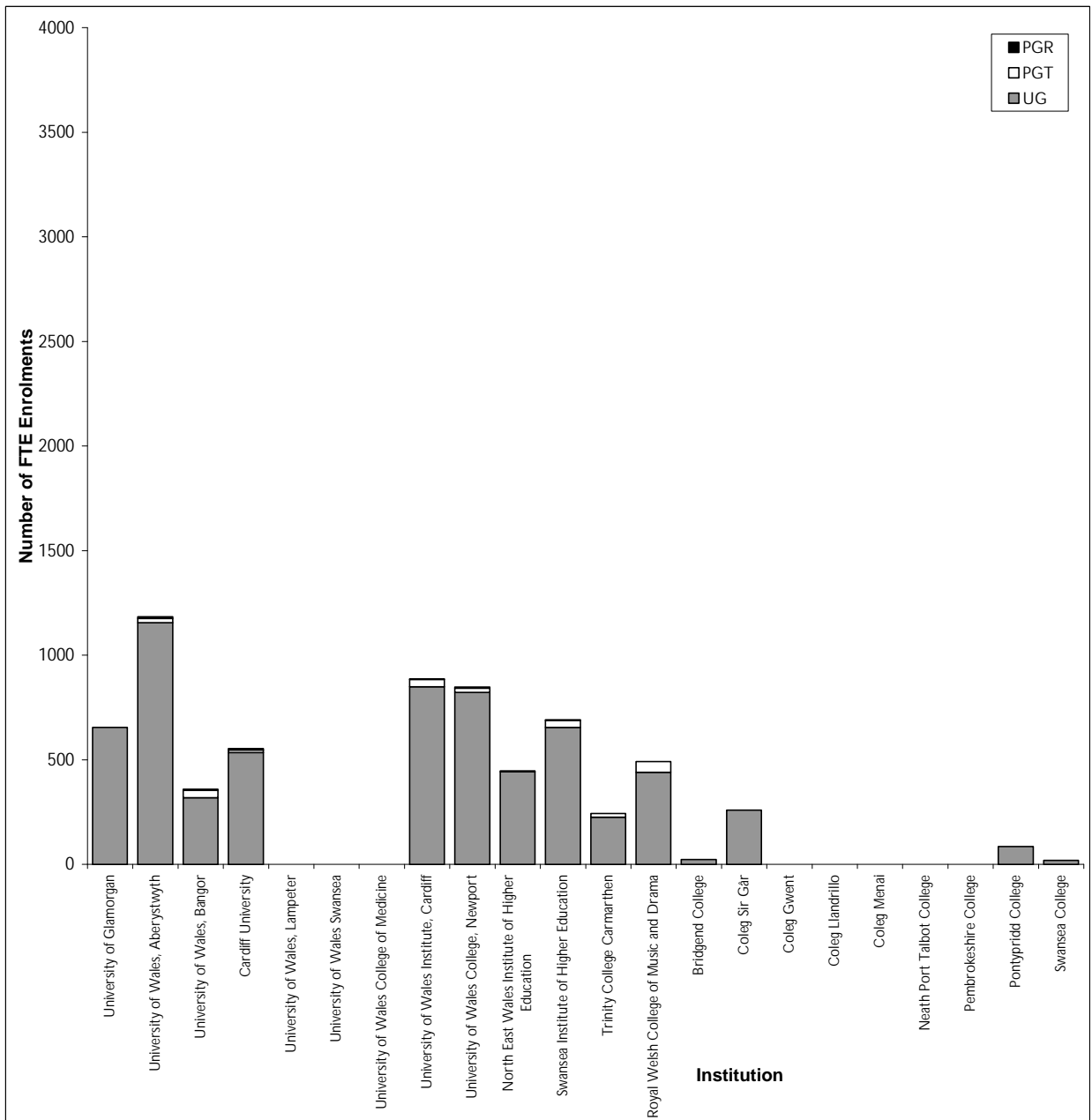
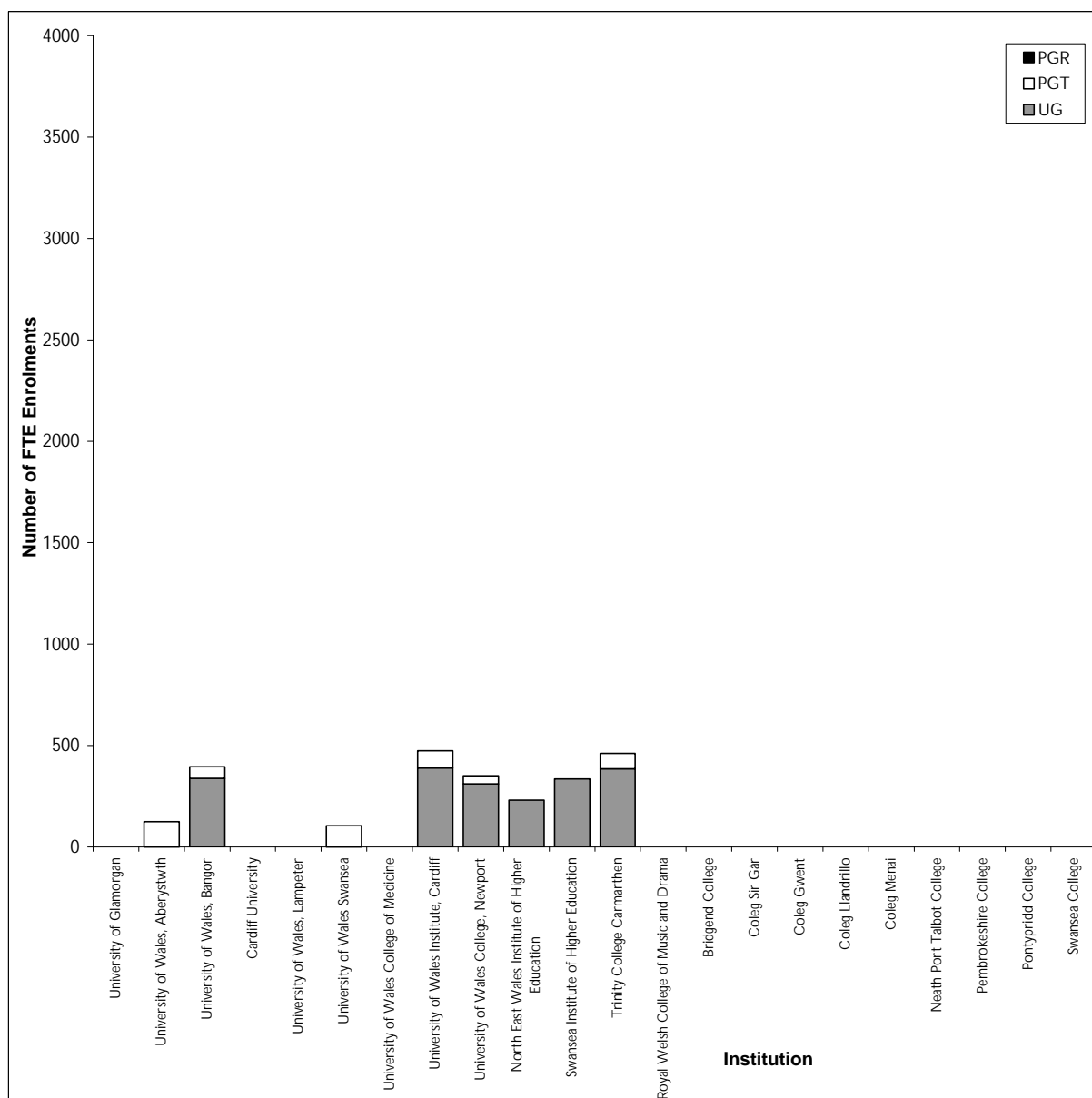


Table C11aa: Education ITT - Primary
Number of Enrolments Home & EC Fundable 2001/02

Institution	Undergraduate (including non-degree)				Postgraduate Taught		Postgraduate Research		Total
	FT	SWYO	PT non-FO	PT FO	FT	PT	FT	PT	
University of Wales, Aberystwyth	0	0	0	0	124	0	0	0	124
University of Wales, Bangor	338	0	0	0	58	0	0	0	396
University of Wales Swansea	0	0	0	0	104	0	0	0	104
University of Wales Institute, Cardiff	389	0	1	0	86	0	0	0	476
University of Wales College, Newport	312	0	0	0	40	0	0	0	351
North East Wales Institute of Higher Education	231	0	0	0	0	0	0	0	231
Swansea Institute of Higher Education	335	0	0	0	0	0	0	0	335
Trinity College Carmarthen	385	0	0	0	76	0	0	0	461
Total	1,990	0	1	0	487	0	0	0	2,477



**Table C11ab1: Education ITT - Secondary Shortage
Number of Enrolments Home & EC Fundable 2001/02**

Institution	Undergraduate (including non-degree)				Postgraduate Taught		Postgraduate Research		Total
	FT	SWYO	PT _{non-FO}	PT _{FO}	FT	PT	FT	PT	
University of Wales, Aberystwyth	0	0	0	0	90	0	0	0	90
University of Wales, Bangor	34	0	0	0	102	0	0	0	136
University of Wales Swansea	0	0	0	0	203	0	0	0	203
University of Wales Institute, Cardiff	117	0	0	0	146	0	0	0	262
University of Wales College, Newport	82	0	0	0	37	0	0	0	119
Total	233	0	0	0	576	0	0	0	809

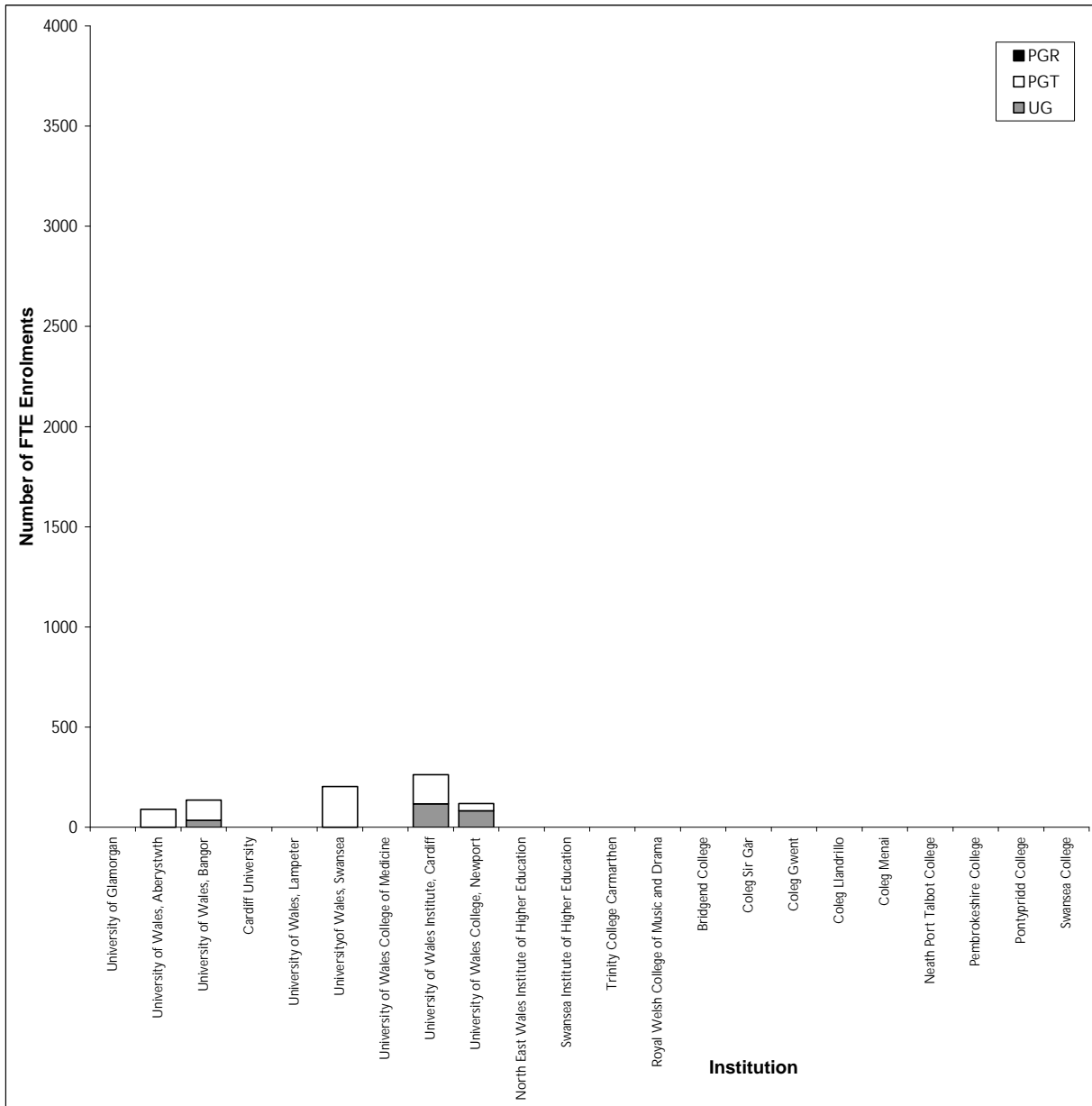


Table C11b: Education Non-ITT
Number of Enrolments Home & EC Fundable 2001/02

Institution	Undergraduate (including non-degree)				Postgraduate Taught		Postgraduate Research		Total
	FT	SWYO	PT _{non-FO}	PT _{FO}	FT	PT	FT	PT	
University of Glamorgan	0	0	0	0	0	76	0	0	76
University of Wales, Aberystwyth	53	1	1	0	0	25	0	5	85
University of Wales, Bangor	10	0	0	0	0	203	2	9	224
Cardiff University	349	1	80	0	6	19	9	17	481
University of Wales Swansea	0	0	0	0	10	129	1	6	146
University of Wales College of Medicine	9	0	9	0	0	0	0	0	18
University of Wales Institute, Cardiff	14	0	118	0	0	126	0	0	258
University of Wales College, Newport	73	0	462	1,001	3	238	0	0	1,777
North East Wales Institute of Higher Education	0	0	92	176	0	122	0	0	390
Swansea Institute of Higher Education	0	0	53	0	0	274	0	0	327
Trinity College Carmarthen	181	0	19	0	6	68	0	0	274
Total	688	2	834	1,177	25	1,280	12	37	4,055

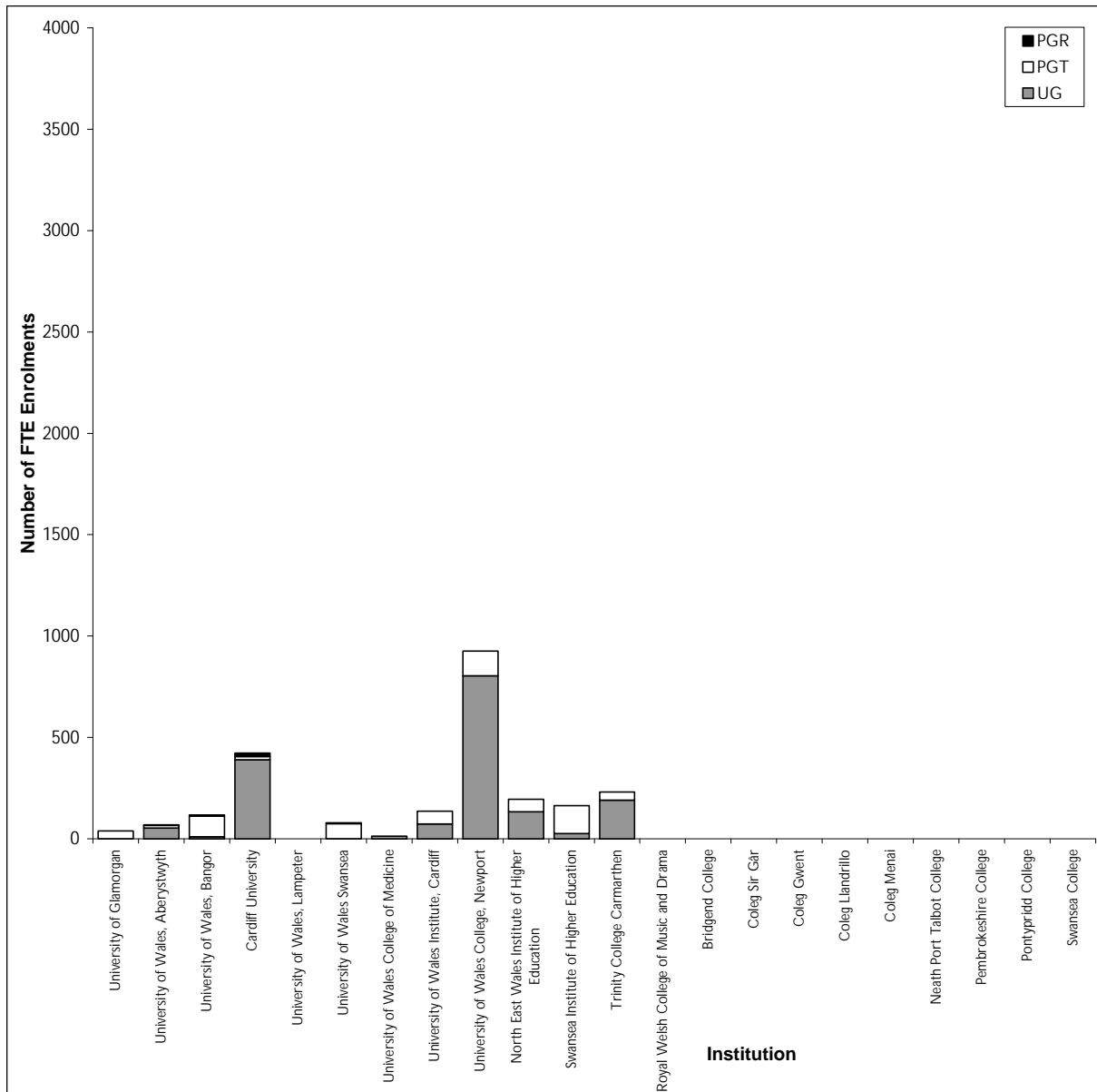


Table D: All Franchised Higher Education Courses in 2001/02 by Franchisor

Institution	Franchised To	Mode of Study	ASC	Enrolments	Credit Values	
University of Glamorgan	Trinity College Carmarthen	PT	4	0	1,200	
			7	20	0	
			10	2	84	
		FT	9	0	720	
			10	23	2,652	
		Aberdare College	PT	4	8	552
				7	56	3,444
				8	0	156
		Barry College	PT	4	71	3,417
	6			0	288	
	7			36	4,068	
	8			5	240	
	Bridgend College	PT	3	40	1,956	
			4	0	396	
			5	46	1,632	
			6	21	1,236	
			7	77	7,146	
			8	0	852	
			9	20	360	
			11b	0	144	
			FT	3	44	4,488
				4	0	984
				6	28	2,536
		7		16	2,268	
		8		0	96	
		9		0	620	
		10	7	0		
		Coleg Sir Gar	PT	3	1	114
				4	81	5,538
	5			29	1,104	
	6			35	3,032	
	7			145	9,528	
	8			0	240	
	FT			3	23	2,076
				4	2	708
	Coleg Gwent		PT	2	0	48
				3	21	684
		4		78	5,076	
		6		38	3,696	
		7		78	6,348	
		8		0	612	
		9		8	84	
		10		0	120	
		FT	4	33	3,312	
			6	0	84	
	7		6	576		
	8		6	708		
	Coleg Llandrillo	PT	2	20	0	
			3	0	228	
			4	8	432	
			5	4	168	
			6	1	322	
			7	48	2,859	
			8	9	1,224	
			9	9	0	
			10	0	530	
			11b	0	192	
			FT	2	11	0
		3		9	2,317	
		6		0	84	
		7		1	168	
		8	14	1,488		
	Coleg Menai	PT	4	48	1,860	
			5	0	1,176	
			6	0	84	
			7	25	1,563	
			8	0	96	
	Merthyr Tydfil College	PT	3	6	432	
			7	107	8,267	
			8	0	12	

Institution	Franchised To	Mode of Study	ASC	Enrolments	Credit Values		
University of Glamorgan (cont.)	Neath Port Talbot College	PT	3	8	516		
			4	57	4,176		
			6	2	384		
			7	77	5,616		
			8	0	72		
		FT	3	30	3,540		
			4	6	480		
			7	5	588		
			Pembrokeshire College	PT	2	81	1,710
					3	37	1,872
	4	111			7,530		
	5	8			732		
	6	25			2,175		
	FT	7		38	2,776		
		8		0	1,164		
		3		64	6,588		
		4		34	4,920		
		5		11	732		
	Pontypridd College	PT	6	42	4,408		
			7	50	5,424		
			8	0	372		
			10	0	444		
			FT	2	7	0	
		3		0	544		
		4		27	1,932		
		5		23	1,320		
		6		12	788		
		Coleg Powys	PT	7	121	8,844	
	8			0	276		
	10			17	380		
	FT			2	18	0	
				3	0	2,040	
			9	0	2,040		
			10	56	6,130		
			Swansea College	PT	3	6	240
	4				23	2,004	
	6				32	1,588	
	FT	7		20	1,584		
		3		13	1,440		
		6		1	0		
	Welsh College of Horticulture	PT	6	0	90		
			7	87	5,845		
			FT	3	57	3,078	
				4	0	96	
				5	0	108	
		6		0	384		
		7		0	504		
		Ystrad Mynach College	PT	3	37	3,270	
				4	0	120	
				5	0	168	
	6			0	228		
	7			0	660		
	FT		4	0	684		
			6	49	2,236		
			7	45	3,312		
			8	0	180		
			Other Location in Wales	6	0	84	
	8	0		180			
	9	8		540			
	11b	0		96			
	FEI in other UK or EC	8		0	1,320		
		9	25	180			
		9	38	1,560			
	HEI in other UK or EC	PT	7	0	12		
			8	39	3,012		
			9	58	3,520		
		FT	6	0	396		
			7	29	3,312		
			8	103	12,576		
	Other Location in Wales	PT	4	0	90		
			7	47	3,660		
			FT	4	3	315	
				5	2	36	
		6		0	627		
		7		189	20,618		
		8	0	48			

Institution	Franchised To	Mode of Study	ASC	Enrolments	Credit Values	
University of Glamorgan (cont.)	Any other location outside Wales	PT	4	13	885	
			5	0	45	
			7	76	7,875	
			9	0	12	
		FT	4	4	270	
			7	45	3,690	
Total		Part-time		2,429	168,191	
Total		Full-time		1,013	114,905	
University of Wales, Aberystwyth	Coleg Sir Gar	PT	3	24	2,020	
	Coleg Ceredigion	PT	3	2	80	
		FT	3	24	2,880	
	Coleg Harlech WEA (N)	PT	9	1	60	
		FT	8	1	156	
	Pembrokeshire College	PT	9	3	324	
		FT	3	7	550	
	Total		Part-time		34	2,710
	Total		Full-time		28	3,360
	University of Wales, Bangor	Coleg Llandrillo	PT	3	13	975
8				21	1,575	
11b				20	1,530	
Coleg Llysfasi		PT	3	7	525	
Coleg Meirion-Dwyfor		PT	3	1	75	
		FT	3	13	1,560	
Coleg Menai		PT	8	8	600	
			2	22	2,640	
		FT	4	6	720	
			7	39	4,680	
Total		Part-time		70	5,280	
Total		Full-time		80	9,600	
University of Wales, Lampeter	Aberdare College	PT	6	1	80	
			9	3	200	
			9	6	560	
	Coleg Sir Gar	FT	6	1	40	
			7	8	1,200	
	Coleg Powys	PT	6	4	260	
			7	3	110	
		FT	9	7	580	
			6	5	620	
		FT	7	3	290	
			9	16	1,860	
	Total		Part-time		18	1,230
Total		Full-time		44	5,170	
University of Wales Swansea	Coleg Sir Gar	PT	8	29	2,175	
			8	35	4,200	
	Swansea College	FT	3	31	3,660	
	Total		Part-time		29	2,175
Total		Full-time		66	7,860	
University of Wales Institute, Cardiff	Bridgend College	PT	2	14	184	
			3	0	280	
			7	0	112	
			8	0	288	
			11b	0	152	
		FT	2	64	4,981	
			3	0	1,411	
			7	0	432	
			8	0	539	
			9	0	104	
	11b	0	217			
	Coleg Ceredigion	PT	4	19	1,290	
	Coleg Gwent	PT	5	25	1,575	
			7	0	210	
	Coleg Menai	PT	3	4	150	
			7	12	705	
			8	0	60	
		FT	7	15	1,601	
	Merthyr Tydfil College	PT	2	15	1,125	
	Neath Port Talbot College	PT	2	1	0	
			6	19	1,275	
			9	0	120	
		FT	2	63	5,331	
3			0	945		
7			0	322		
8			0	308		
9	11	1,819				
11b	0	126				

Institution	Franchised To	Mode of Study	ASC	Enrolments	Credit Values	
University of Wales Institute, Cardiff (cont)	Coleg Powys	FT	2	14	1,022	
			6	0	182	
			7	0	462	
			8	0	182	
	Swansea College	PT	2	3	225	
			6	0	240	
			7	10	420	
			8	0	210	
		FT	2	14	1,664	
			6	0	91	
			7	7	182	
			8	0	91	
	Ystrad Mynach College	PT	11b	0	364	
			2	23	1,725	
			4	28	2,100	
5			26	1,249		
6			41	2,745		
7	0	90				
	Total	Part-time		240	16,530	
	Total	Full-time		187	22,376	
University of Wales College, Newport	Bridgend College	PT	2	62	3,405	
			4	131	8,227	
			5	0	593	
			6	0	353	
			7	38	2,258	
			8	0	455	
			9	0	20	
			11b	235	13,960	
			FT	2	0	540
				4	19	285
				5	0	135
				6	0	1,043
				7	0	83
				8	0	83
	Coleg Sir Gar	PT		2	0	40
				6	0	130
			7	0	50	
	11b	52	2,550			
	Coleg Ceredigion	PT	2	15	950	
			7	0	50	
			8	0	300	
	11b	78	4,420			
	Deeside College	PT	6	0	160	
	11b	30	2,140			
	Coleg Gwent	PT	2	22	1,060	
			4	68	4,696	
			6	0	262	
			7	162	9,957	
			8	0	495	
	11b	112	4,590			
	Coleg Llandrillo	PT	7	0	100	
			11b	49	3,640	
	Coleg Meirion-Dwyfor	PT	6	0	30	
			7	0	40	
			11b	46	3,180	
	Merthyr Tydfil College	PT	4	11	825	
			6	16	915	
			7	0	70	
			9	0	180	
	11b	76	5,090			
	Pembrokeshire College	PT	6	0	90	
			9	0	10	
11b			30	2,190		
Coleg Powys	PT	6	0	100		
		11b	50	3,400		
Swansea College	PT	2	20	1,540		
		6	0	40		
		9	0	100		
		11b	59	3,490		
Ystrad Mynach College	PT	2	30	1,850		
		7	0	180		
		8	0	165		
		9	0	10		
		11b	124	8,510		
Coleg Menai	PT	11b	60	4,540		
Other Location in Wales	PT	2	50	1,000		
11b	0	30				

Institution	Franchised To	Mode of Study	ASC	Enrolments	Credit Values	
University of Wales College, Newport (cont.)	FEI in other UK or EC	PT	6	0	450	
			7	0	10	
			9	0	10	
			11b	160	10,350	
			Total	Part-time	1,786	113,256
Total	Full-time	19	2,169			
North East Wales Institute of Higher Education	Deeside College	PT	4	46	3,450	
			11b	23	1,380	
	Yale College	PT	4	20	1,725	
			5	40	3,000	
			7	30	2,700	
			11b	15	900	
	Pontypridd College	PT	11b	61	3,660	
	Coleg Menai	PT	6	31	2,325	
			10	62	4,155	
		FT		2	28	3,360
	Other Location in Wales	PT		2	346	7,660
	FEI in other UK or EC	PT	11b		77	4,620
Total	Part-time	751	35,575			
Total	Full-time	28	3,360			
Royal Welsh College of Music and Drama	Neath Port Talbot College	FT	10	35	4,200	
			Total	Part-time	0	0
			Total	Full-time	35	4,200
Overall Total	Part-time	5,357	344,947			
	Full-time	1,500	173,000			

Table E: Growth in Fundable Enrolments and Credit Values 2000/01 to 2001/02 within Funding Cells by Institution

Institution	Year	Enrolments					Credit Values		
		Full-time and Sandwich Year Out*				Part-time PGR	Part-time		
		UG degree	UG non-degree	PGT	PGR		UG (exFO)	UGFO	PGT
University of Glamorgan	2000/01	6,064	1,423	359	121	168	113,183	151,540	108,472
	2001/02	6,054	1,393	340	118	149	107,496	129,068	112,833
	% Growth	-0.2	-2.1	-5.2	-2.5	-11.3	-5.0	-14.8	4.0
University of Wales, Aberystwyth	2000/01	5,281	185	504	183	29	47,645	4,060	30,350
	2001/02	5,364	178	540	181	29	54,580	2,710	34,955
	% Growth	1.6	-3.8	7.2	-1.1	0.0	14.6	-33.3	15.2
University of Wales, Bangor	2000/01	4,391	76	493	180	105	38,550	960	24,525
	2001/02	4,224	94	609	179	102	50,635	3,750	40,050
	% Growth	-3.8	24.5	23.4	-0.6	-2.9	31.3	290.6	63.3
Cardiff University	2000/01	10,823	0	999	628	259	57,710	0	88,350
	2001/02	11,155	0	1,058	588	157	65,270	0	78,390
	% Growth	3.1	0	5.9	-6.4	-39.4	13.1	0	-11.3
University of Wales, Lampeter	2000/01	877	9	55	11	60	79,260	1,030	12,890
	2001/02	762	19	97	19	80	52,480	1,230	15,660
	% Growth	-13.1	111.1	75.5	81.0	33.3	-33.8	19.4	21.5
University of Wales Swansea	2000/01	5,669	84	703	300	196	55,575	1,875	35,825
	2001/02	5,608	68	696	290	167	53,485	2,175	42,706
	% Growth	-1.1	-19.2	-1.0	-3.3	-14.8	-3.8	16.0	19.2
University of Wales College of Medicine	2000/01	752	0	9	71	34	3,960	0	15,210
	2001/02	797	0	11	79	68	4,200	0	15,330
	% Growth	6.1	0	29.4	11.3	100.0	6.1	0	0.8
University of Wales Institute, Cardiff	2000/01	4,036	790	452	1	5	62,601	16,115	29,670
	2001/02	4,147	834	412	1	4	64,182	16,530	31,110
	% Growth	2.8	5.6	-9.0	0.0	-20.0	2.5	2.6	4.9
University of Wales College, Newport	2000/01	2,166	170	115	22	2	139,419	90,551	53,593
	2001/02	2,233	165	124	22	2	149,451	102,436	50,710
	% Growth	3.1	-2.9	7.4	0.0	0.0	7.2	13.1	-5.4
North East Wales Institute of Higher Education	2000/01	1,689	311	0	19	6	101,543	29,970	19,440
	2001/02	1,750	333	3	14	2	112,627	35,575	16,442
	% Growth	3.6	7.2	0	-26.3	-66.7	10.9	18.7	-15.4
Swansea Institute of Higher Education	2000/01	2,034	820	71	0	0	60,587	0	22,394
	2001/02	2,085	818	113	0	2	53,405	0	24,405
	% Growth	2.5	-0.2	58.5	0	0	-11.9	0	9.0
Trinity College Carmarthen	2000/01	931	0	149	0	0	16,392	0	6,470
	2001/02	980	0	146	0	0	18,704	0	8,450
	% Growth	5.3	0	-1.7	0	0	14.1	0	30.6
Royal Welsh College of Music and Drama	2000/01	434	39	6	0	0	2,520	0	1,260
	2001/02	397	35	52	0	0	1,020	0	1,840
	% Growth	-8.5	-10.3	766.7	0	0	-59.5	0	46.0
Bridgend College	2000/01	0	16	0	0	0	972	0	0
	2001/02	0	33	0	0	0	1,020	0	0
	% Growth	0	112.9	0	0	0	4.9	0	0
Coleg Sir Gâr	2000/01	44	244	0	0	0	12,025	0	0
	2001/02	45	237	0	0	0	11,657	0	0
	% Growth	1.1	-2.9	0	0	0	-3.1	0	0
Coleg Gwent	2000/01	0	0	0	0	0	4,482	0	0
	2001/02	0	0	0	0	0	2,981	0	0
	% Growth	0	0	0	0	0	-33.5	0	0
Coleg Llandrillo	2000/01	31	202	0	0	0	14,871	0	0
	2001/02	19	157	0	0	0	18,610	0	0
	% Growth	-37.7	-22.1	0	0	0	25.1	0	0
Coleg Menai	2000/01	0	7	0	0	0	525	0	0
	2001/02	0	13	0	0	0	2,100	0	0
	% Growth	0	85.7	0	0	0	300.0	0	0
Neath Port Talbot College	2000/01	0	17	0	0	0	1,603	0	0
	2001/02	0	19	0	0	0	1,964	0	0
	% Growth	0	12.1	0	0	0	22.5	0	0
Pembrokeshire College	2000/01	0	0	0	0	0	288	0	0
	2001/02	0	0	0	0	0	288	0	0
	% Growth	0	0	0	0	0	0.0	0	0
Pontypridd College	2000/01	0	27	0	0	0	2,475	0	0
	2001/02	0	74	0	0	0	3,600	0	0
	% Growth	0	179.2	0	0	0	45.5	0	0
Swansea College	2000/01	0	13	0	0	0	1,485	0	0
	2001/02	0	22	0	0	0	1,080	0	0
	% Growth	0	69.2	0	0	0	-27.3	0	0
Total	2000/01	45,217	4,428	3,913	1,536	864	817,671	296,101	448,449
	2001/02	45,616	4,489	4,198	1,491	762	830,835	293,474	472,881
	% Growth	0.9	1.4	7.3	-2.9	-11.8	1.6	-0.9	5.4

*Sandwich year out counted as 0.5 full-time

Table F: Enrolments/Credit Values Under the Second Phase of the HE in FE Initiative 2001/02

Full-time Enrolments

Institution	Academic Subject Category				All
	Built Environment	Mathematical Sciences, IT & Computing	Business & Management	Art, Design & Performing Arts	
Bridgend College	0	0	18	15	33
Coleg Sir Gar	0	0	34	0	34
Coleg Llandrillo	0	22	28	0	50
Coleg Menai	13	0	0	0	13
Neath Port Talbot College	0	0	0	0	0
Pembrokeshire College	0	0	0	0	0
Pontypridd College	0	0	0	74	74
Swansea College	0	0	0	15	15
Total	13	22	80	104	219

Part-time Credit Values

Institution	Academic Subject Category						All
	Science	Engineering & Technology	Built Environment	Mathematical Sciences, IT & Computing	Business & Management	Art, Design & Performing Arts	
Bridgend College	0	0	0	480	72	468	1,020
Coleg Sir Gar	0	1,848	0	1,112	12	30	3,002
Coleg Llandrillo	0	180	1,785	0	7,404	0	9,369
Coleg Menai	0	0	2,400	0	0	0	2,400
Neath Port Talbot College	0	360	1,005	0	187	0	1,552
Pembrokeshire College	288	0	0	0	0	0	288
Pontypridd College	0	1,875	0	0	0	1,725	3,600
Swansea College	0	0	0	0	0	630	630
Total	288	4,263	5,190	1,592	7,675	2,853	21,861

■ CYFLWYNIAD

- 1 Mae'r ddogfen hon yn rhoi gwybodaeth am gofrestriadau myfyrwyr a gwerthoedd credyd cysylltiedig mewn perthynas â chysiau addysg uwch (AU) yng Nghymru yn ystod y flwyddyn academaidd 2001/02. Cymherir cofrestriadau a gwerthoedd credyd 2000/01 â rhai 2001/02 hefyd. Mae'r wybodaeth a gynhwysir yma yn cymryd lle'r wybodaeth a roddwyd yng Nghylchlythyr W02/70HE a seiliwyd ar ddata'r Ystadegau Myfyrwyr Addysg Uwch Cynnar (HESES). Mae'r tablau'n dangos cofrestriadau a gwerthoedd credyd cysylltiedig ar gyfer pob myfyriwr ynghyd â dadansoddiad yn seiliedig ar fodd astudio, lefel astudio a Chategori Pwnc Academaidd (CPA) ar gyfer myfyrwyr a oedd yn gymwys i gael eu cyllido gan Gyngor Cyllido Addysg Uwch Cymru (CCAUC). Casglwyd y rhan fwyaf o'r wybodaeth drwy arolwg Monitro Cofrestriadau Addysg Uwch Diwedd Blwyddyn 2001/02 (Cylchlythyr W02/35HE).
- 2 Mae'r tablau'n cynnwys cofrestriadau a gwerthoedd credyd cysylltiedig ar gyfer cyrsiau a gyllidwyd o dan ail ran y cynllun AU mewn addysg bellach (AB) a hefyd gofrestriadau a gwerthoedd credyd ar gyrsiau Addysg Barhaus Brif Ffrwd, cyrsiau dan ffranseis, cyrsiau Prifysgol Gymunedol Gogledd Cymru, a chofrestriadau a gwerthoedd credyd rhan-amser yn gysylltiedig ag elfen draethawd cwrs amser-llawn ôl-radd a addysgir. Yn Atodiad 1 rhoir gwybodaeth bellach am ffynonellau data a diffiniadau. Ceir gwybodaeth fanwl am y cofrestriadau a gwerthoedd credyd ar gyfer sefydliadau unigol yn Atodiad 2, sydd hefyd yn cynnwys gwybodaeth gryno am gofrestriadau a gwerthoedd credyd yn gysylltiedig â chysiau a gyllidwyd o dan ail ran y Cynllun AU mewn AB (Tabl F).

■ CRYNODEB O'R PRIF BWYNTIAU

- 3 Y prif bwyntiau yw
 - Roedd 105,487 o gofrestriadau yn 2001/02;
 - Roedd 88 y cant o'r cofrestriadau hyn yn gymwys i gael eu cyllido gan CCAUC;
 - Y CPAau gyda'r nifer mwyaf o gofrestriadau oedd y *Dyniaethau* gyda 17,977 o gofrestriadau cyllidadwy (13,256 cyfwerth ag amser-llawn (CALI)), *Busnes a Rheolaeth* gyda 13,474 o gofrestriadau cyllidadwy (10,277 CALI), a *Gwyddoniaeth* gyda 12,490 o gofrestriadau cyllidadwy (11,434 CALI);
 - Roedd 3,855 o fyfyrwyr cyllidadwy amser-llawn ar gyrsiau hyfforddiant cychwynnol athrawon (HCA) sy'n arwain at statws athro cymwysedig (SAC), 2,552 ohonynt yn hyfforddi i addysgu mewn ysgolion cynradd a 1,303 mewn ysgolion uwchradd;
 - Roedd 55,396 o gofrestriadau cyllidadwy amser-llawn, 850 o gofrestriadau cyllidadwy rhyngosod blwyddyn allan a 36,661 o gofrestriadau cyllidadwy rhan-amser;
 - Roedd 6,519,803 o werthoedd credyd a addysgir cyllidadwy amser-llawn a rhyngosod blwyddyn allan a 1,597,190 o werthoedd credyd a addysgir cyllidadwy rhan-amser;
 - Roedd cyfanswm y cofrestriadau amser-llawn a rhyngosod blwyddyn allan cyllidadwy yn 1 y cant yn is na nifer y lleoedd wedi'u cyllido a ddyrannwyd gan CCAUC; yn ôl lefel astudio roedd hyn yn 1 y cant yn is ar gyfer israddedigion a 3 y cant yn uwch ar gyfer ôl-radd a addysgir;
 - Roedd nifer y gwerthoedd credyd cyllidadwy rhan-amser yn 5 y cant yn uwch na chyfanswm y gwerthoedd credyd a gyllidwyd (3 y cant yn uwch ar gyfer israddedigion a 12 y cant yn uwch ar gyfer cofrestriadau ôl-radd a addysgir);
 - Bu cynnydd o 1 y cant ar 2000/01 mewn cofrestriadau israddedig cyllidadwy amser-llawn a rhyngosod a gwerthoedd credyd israddedig cyllidadwy rhan-amser;
 - Roedd 3 y cant yn llai o gofrestriadau ymchwil ôl-radd cyllidadwy amser-llawn nag o leoedd wedi'u cyllido ac roedd 12 y cant yn llai o gofrestriadau ymchwil ôl-radd cyllidadwy rhan-amser nag o leoedd wedi'u cyllido.

■ COFRESTRIDAU AR GYRSIAU ADDYSG UWCH

- 4 Dengys Tabl 1 gofrestriadau ar gyrsiau addysg uwch yn ystod 2001/02. Mae'r cyfrif o gofrestriadau yn cynnwys y myfyrwyr hynny a gofrestrodd ac a gwblhaodd y flwyddyn astudio neu'r cwrs llawn neu, o dan rai amgylchiadau, un semester (gw. y nodiadau yn Atodiad 1).

Tabl 1: Cofrestriadau ar Gyrsiau Addysg Uwch yng Nghymru 2001/02

Categori Cyllido	Amser-llawn	Rhyngosod Blwyddyn Allan	Rhan-amser		Cyfanswm
			Traethawd Ôl-radd a Addysgir	Eraill	
Cartref a CE					
Cyllidadwy	55,369	850	233	36,428	92,880
Anghyllidadwy	4,819	27	5	2,548	7,399
Ynys	105	0	0	38	143
Tramor	3,471	20	71	1,503	5,065
Cyfanswm	63,764	897	309	40,517	105,487

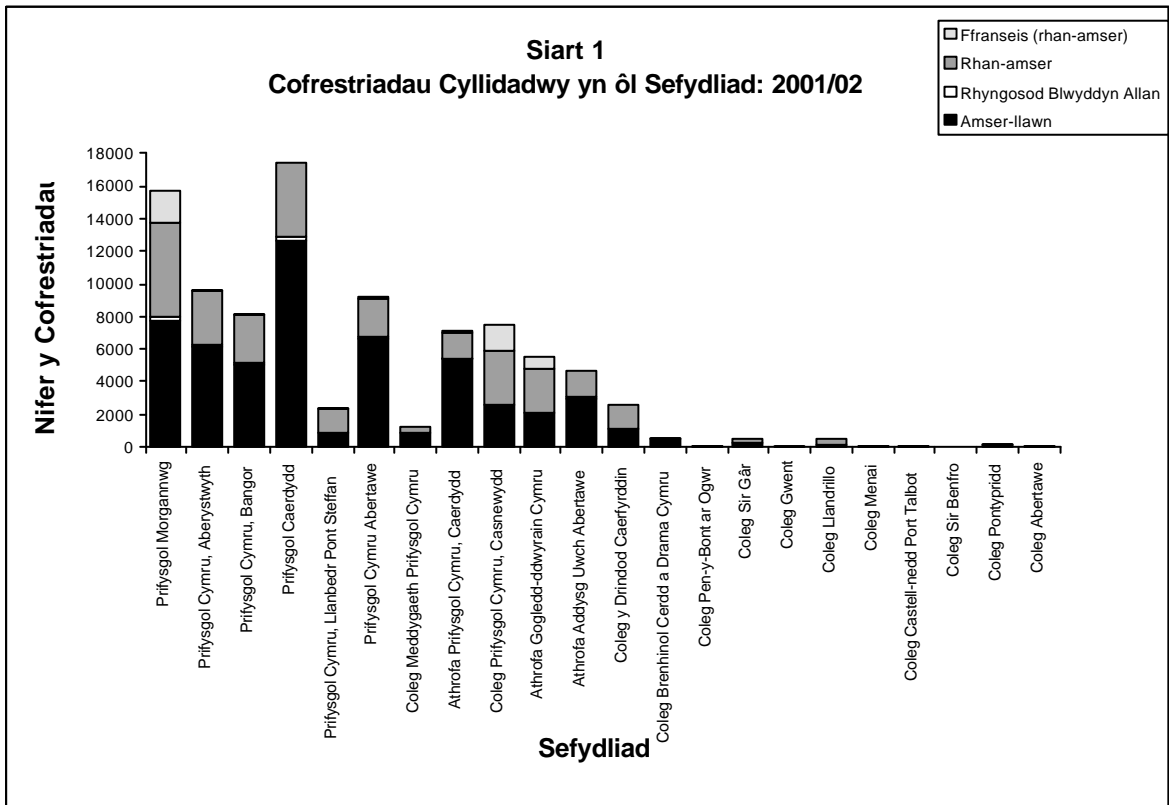
- 5 Roedd 105,487 o fyfyrwyr wedi cofrestru ar gyrsiau addysg uwch yng Nghymru. O'r rhain, roedd 88 y cant yn gymwys i gael eu cyllido gan CCAUC. Roedd gweddill y cofrestriadau naill ai'n anghymwys i dderbyn cyllid gan fod eu lleoedd yn cael eu cyllido o ffynonellau eraill y llywodraeth neu o ffynonellau preifat (7 y cant), neu'n byw y tu allan i'r Deyrnas Unedig (DU) a gwledydd eraill y Gymuned Ewropeaidd (CE) neu yn Ynsoedd y Sianel neu Ynys Manaw.
- 6 O 1997/98 yn achos darpariaeth a addysgir ran-amser ac o 2002/03 yn achos darpariaeth a addysgir amser-llawn, mae dyraniadau cyllid wedi cael eu cyfrifo ar sail gwerthoedd credyd. Yn 2001/02 casglwyd data am ddarpariaeth ran-amser ac amser-llawn a addysgir ar sail cofrestriadau a gwerthoedd credyd. Defnyddiwyd cofrestriadau yn sail ar gyfer cyfrifo dyraniadau ar gyfer darpariaeth amser-llawn yn 2001/02. Fodd bynnag, defnyddiwyd gwerthoedd credyd a gasglwyd drwy arolwg HESES 2001/02 i gyfrifo dyraniadau ar gyfer darpariaeth amser-llawn yn 2002/03. Felly er mwyn cymharu data diwedd y flwyddyn â data 2001/02 HESES, ac er mwyn monitro dyraniadau cyllid 2001/02, mae'r ddogfen hon yn cynnwys y ddau fath o ddata.
- 7 Dengys Tablau A1 i A4 yn Atodiad 2 nifer y cofrestriadau a gwerthoedd credyd ar gyfer pob sefydliad yn ôl modd astudio, lefel astudio a chategori cyllido. Mae Tablau A5 ac A6 yn dadansoddi'r holl gofrestriadau a gwerthoedd credyd yn ôl lefel astudio a modd astudio ar gyfer pob sefydliad. Mae'r tablau hyn yn diweddarar'r ffigurau dros dro, wedi'u seilio ar arolwg HESES 2001, a geir yn Atodiad A i Gylchlythyr W02/70HE (*Statistics for 2002/03 Funding*).

■ COFRESTRIDAU CYLLIDADWY YN ÔL SEFYDLIAD A MODD ASTUDIO

- 8 Mae Tabl 2 a Siart 1 yn dangos nifer y cofrestriadau cyllidadwy ym mhob sefydliad a gyllidir gan CCAUC. Mae Tabl A6a yn Atodiad 2 yn rhoi dadansoddiad manylach o'r cofrestriadau hyn.
- 9 Roedd cyfanswm o 92,880 o gofrestriadau cyllidadwy yn 2001/02. Mae hyn yn cyfateb i 74,125 o gofrestriadau CALI (defnyddiwyd ffactor o 0.5 CALI ar gyfer cofrestriadau rhyngosod blwyddyn allan a rhan-amser wrth gyfrifo'r ffigur hwn). Yn y mwyafrif o'r sefydliadau, roedd y cofrestriadau yn rhai amser-llawn neu rhyngosod gan mwyaf, ond mewn pedwar sefydliad cyfrannodd myfyrwyr rhan-amser at dros hanner y cofrestriadau cyllidadwy: *Prifysgol Cymru, Llanbedr Pont Steffan* (62 y cant); *Coleg Prifysgol Cymru, Casnewydd* (66 y cant); *Athrofa Gogledd-ddwyrain Cymru* (62 y cant); *Coleg y Drindod, Caerfyrddin* (57 y cant).

Tabl 2: Cofrestriadau Cyllidadwy yn ôl Modd Astudio a Sefydliad 2001/02

Sefydliad	Amser-llawn	Rhyngosod Blwyddyn Allan	Rhan-amser		Cyfanswm
			Traethawd Ôl- radd a Addysgir	Erail	
Prifysgol Morgannwg	7,802	206	128	7,533	15,669
Prifysgol Cymru, Aberystwyth	6,196	133	0	3,295	9,624
Prifysgol Cymru, Bangor	5,082	46	0	3,012	8,140
Prifysgol Caerdydd	12,662	277	0	4,507	17,446
Prifysgol Cymru, Llanbedr Pont Steffan	897	0	40	1,426	2,363
Prifysgol Cymru Abertawe	6,615	92	0	2,454	9,161
Coleg Meddygaeth Prifysgol Cymru	887	0	0	337	1,224
Athrofa Prifysgol Cymru, Caerdydd	5,352	81	33	1,715	7,181
Coleg Prifysgol Cymru, Casnewydd	2,543	0	32	4,893	7,468
Athrofa Gogledd-ddwyrain Cymru	2,100	0	0	3,402	5,502
Athrofa Addysg Uwch Abertawe	3,008	15	0	1,626	4,649
Coleg y Drindod Caerfyrddin	1,126	0	0	1,464	2,590
Coleg Brenhinol Cerdd a Drama Cymru	484	0	0	49	533
Coleg Pen-y-bont ar Ogwr	33	0	0	18	51
Coleg Sir Gâr	281	0	0	187	468
Coleg Gwent	0	0	0	36	36
Coleg Llandrillo	176	0	0	354	530
Coleg Menai	13	0	0	28	41
Coleg Castell-nedd Port Talbot	19	0	0	27	46
Coleg Sir Benfro	0	0	0	4	4
Coleg Pontypridd	74	0	0	48	122
Coleg Abertawe	22	0	0	13	35
Cyfanswm	55,369	850	233	36,428	92,880



■ **COFRESTRIADAU CYLLIDADWY YN ÔL CPA, MODD ASTUDIO A LEFEL ASTUDIO**

- 10 Dengys Tabl 3 ddansoddiad o'r cofrestriadau cyllidadwy yn ôl CPA a modd astudio ar gyfer 2001/02. Mae Tablau C1 i C11b yn Atodiad 2 a'r siartiau cyfatebol yn rhoi gwybodaeth am bob CPA unigol.

Tabl 3: Cofrestriadau Cyllidadwy yn ôl CPA a Modd Astudio 2001/02

CPA	Amser-llawn	Rhyngosod Blwyddyn Allan	Rhan-amser		Cyfanswm
			Traethawd Ôl-radd a Addysgir	Eraill	
1 Pynciau Clinigol a Chyn-glinigol	1,410	0	0	268	1,678
2 Pynciau a Phroffesiynau'n gysylltiedig â Meddygaeth	2,457	32	3	3,406	5,898
3 Gwyddoniaeth	10,377	182	24	1,907	12,490
4 Peirianneg a Thechnoleg	3,718	90	26	3,332	7,166
5 Yr Amgylchedd Adeiledig	959	120	2	1,073	2,154
6 Y Gwyddorau Mathemategol, TG a Chyfrifiaduro	3,750	120	63	3,334	7,267
7 Busnes a Rheolaeth	7,079	168	65	6,162	13,474
8 Y Gwyddorau Cymdeithasol	6,964	18	5	2,275	9,262
9 Dyniaethau	8,535	114	39	9,289	17,977
10 Celf, Dylunio a'r Celfyddydau Perfformio	5,709	4	6	2,053	7,772
11aa Addysg (HCA) - Cynradd	2,476	0	0	1	2,477
11ab1 - Uwchradd prinder	809	0	0	0	809
11ab2 - Uwchradd dim prinder	403	0	0	0	403
11b Addysg (Nid HCA)	725	2	0	3,328	4,055
Cyfanswm	55,369	850	233	36,428	92,880

- 11 Roedd cofrestriadau cyllidadwy ym mhob CPA. Roedd dros 12,000 o gofrestriadau yn y *Dyniaethau*, *Busnes a Rheolaeth*, a *Gwyddoniaeth*. Roedd cyfanswm o 26,923 o gofrestriadau yn y CPAau gwyddoniaeth, peirianneg a mathemateg (CPAau 3, 4 a 6), sef bron 30 y cant o'r cyfanswm. Cafwyd y nifer lleiaf o fyfyrwyr mewn *Pynciau Clinigol a Chyn-Clinigol*, gyda llai na 2 y cant o'r cyfanswm.
- 12 Y CPAau gyda'r nifer mwyaf o gofrestriadau amser-llawn oedd *Gwyddoniaeth* a'r *Dyniaethau*. Roedd gan *Gwyddoniaeth* 10,377 a'r *Dyniaethau* 8,535 o gofrestriadau amser-llawn a chyda'i gilydd roeddynt yn cynrychioli dros draean o gyfanswm y cofrestriadau amser-llawn cyllidadwy. Roedd 850 o fyfyrwyr rhyngosod ar eu blwyddyn allan. Roedd y myfyrwyr hyn yn astudio amrywiaeth eang o bynciau, gan gynnwys *Busnes a Rheolaeth* a *Gwyddoniaeth*, gyda chyfanswm cyfunol o 350 o fyfyrwyr allan ar leoliadau. Roedd gan yr *Amgylchedd Adeiledig*, *Gwyddorau Mathemategol, TG a Chyfrifiaduro* a'r *Dyniaethau* o leiaf 100 o fyfyrwyr yr un ar leoliadau.
- 13 Roedd mwy o gofrestriadau amser-llawn nag o gofrestriadau rhan-amser yn y mwyafrif o CPAau. Mewn *Addysg* yr oedd rhaniad rhwng cofrestriadau ar gyrsiau'n arwain at Statws Athro Cymwysedig (SAC) yn CPA 11a, a oedd bron i gyd yn rhai amser-llawn, a'r cyrsiau addysg eraill (CPA 11b) a oedd yn rhai rhan-amser gan mwyaf. Roedd y cydbwysedd rhwng amser-llawn a rhan-amser yn amrywio cryn dipyn rhwng gwahanol CPAau. Roedd dros hanner yr holl gofrestriadau'n rhai rhan-amser mewn *Pynciau a Phroffesiynau'n Gysylltiedig â Meddygaeth* (58 y cant), ac roedd bron hanner yn rhai rhan-amser mewn *Peirianneg a Thechnoleg* (47 y cant), *Busnes a Rheolaeth* (46 y cant), *Gwyddorau Mathemategol, TG a Chyfrifiaduro* (47 y cant) a'r *Amgylchedd Adeiledig* (50 y cant). Yn yr eithaf arall, dim ond 15 y cant o fyfyrwyr *Gwyddoniaeth* a oedd yn dilyn cyrsiau rhan-amser.
- 14 Mae Tablau 4 a 5 yn dangos cofrestriadau cyllidadwy yn ôl CPA a lefel astudio ar gyfer cofrestriadau amser-llawn (Tabl 4) a rhan-amser (Tabl 5).

Tabl 4: Cofrestriadau Cyllidadwy Amser-llawn yn ôl CPA a Lefel Astudio 2001/02

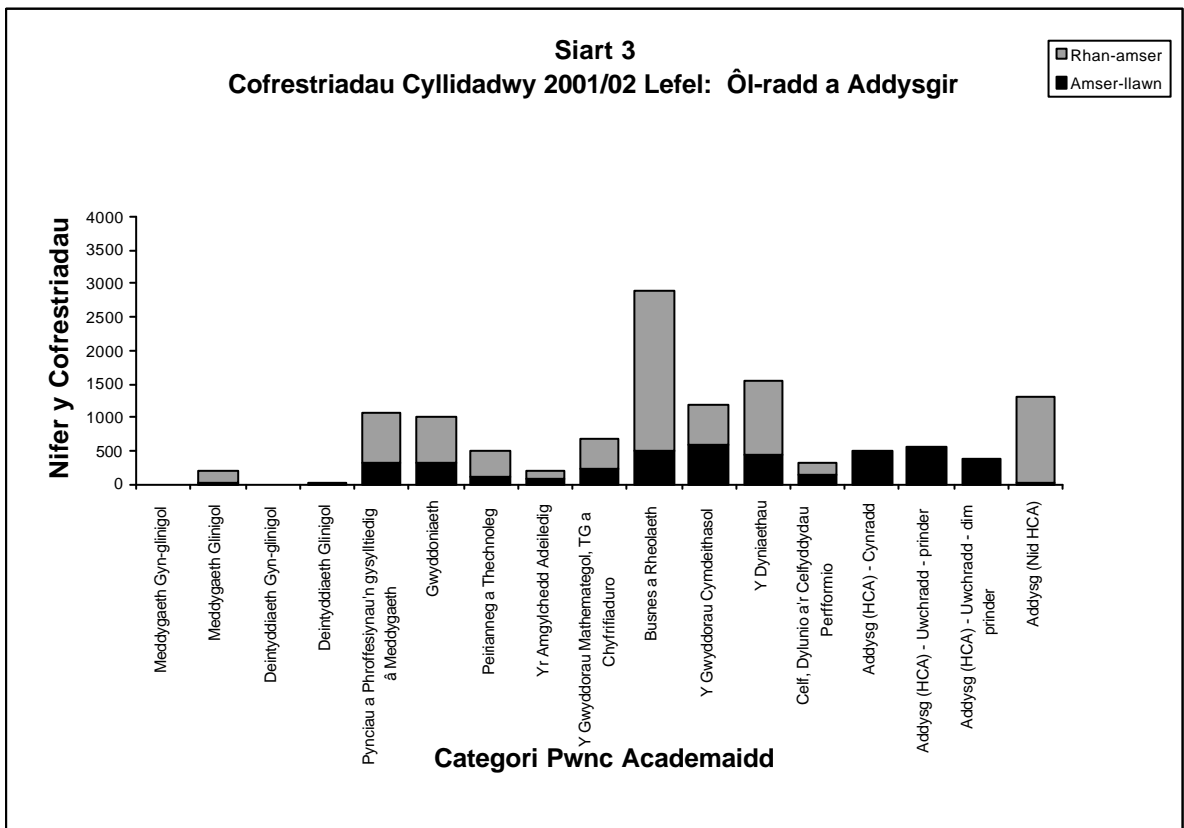
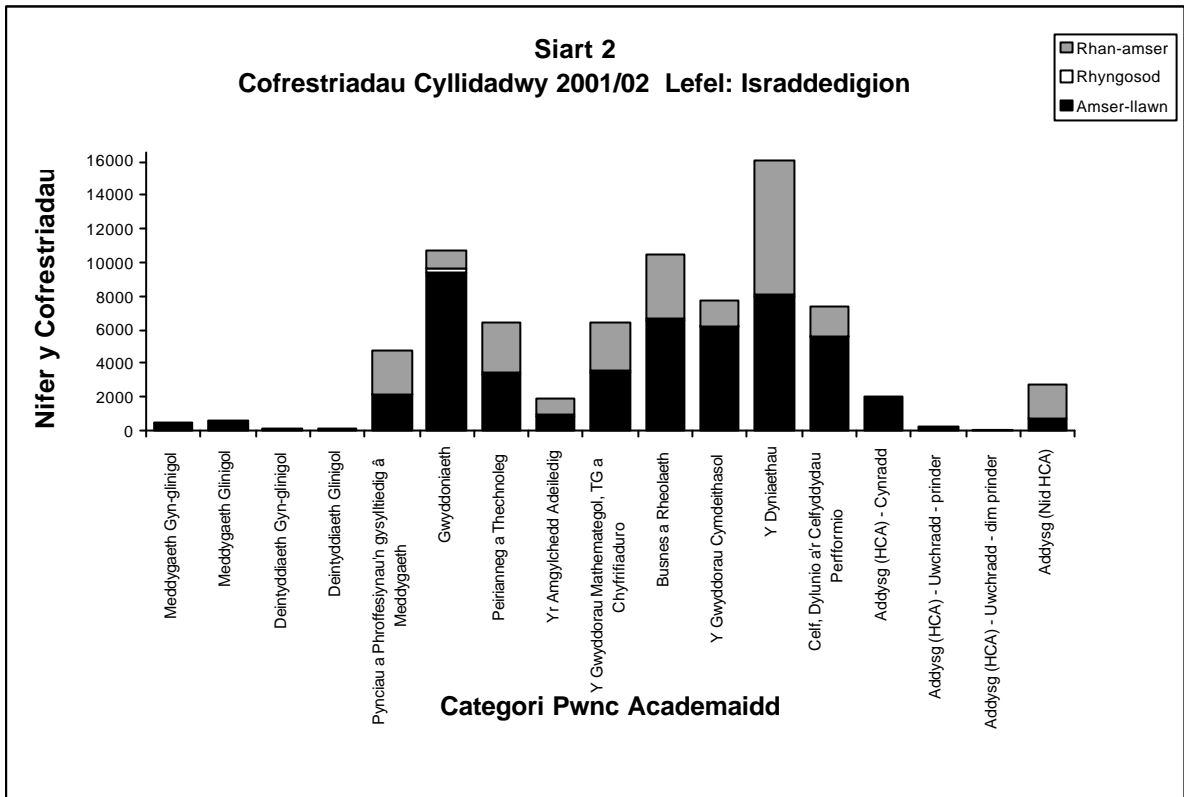
CPA	Israddedigion		Ôl-radd a Addysgir	Ymchwil Ôl-radd	Cyfanswm
	Gradd	Nid gradd			
1 Pynciau Clinigol a Chyn-glinigol	1,320	0	11	79	1,410
2 Pynciau a Phroffesiynau'n gysylltiedig â Meddygaeth	1,755	357	308	38	2,457
3 Gwyddoniaeth	8,838	598	312	630	10,377
4 Peirianeg a Thechnoleg	2,923	474	127	195	3,718
5 Yr Amgylchedd Adeiledig	782	67	73	38	959
6 Y Gwyddorau Mathemategol, TG a Chyfrifiaduro	2,699	721	229	103	3,750
7 Busnes a Rheolaeth	5,296	1,223	508	53	7,079
8 Y Gwyddorau Cymdeithasol	6,066	145	581	173	6,964
9 Dyniaethau	7,802	135	449	149	8,535
10 Celf, Dylunio a'r Celfyddydau Perfformio	4,807	746	134	23	5,709
11aa Addysg (HCA) - Cynradd	1,990	0	487	0	2,476
11ab1 - Uwchradd prinder	233	0	576	0	809
11ab2 - Uwchradd dim prinder	21	0	382	0	403
11b Addysg (Nid HCA)	684	4	25	12	725
Cyfanswm	45,213	4,468	4,198	1,491	55,369

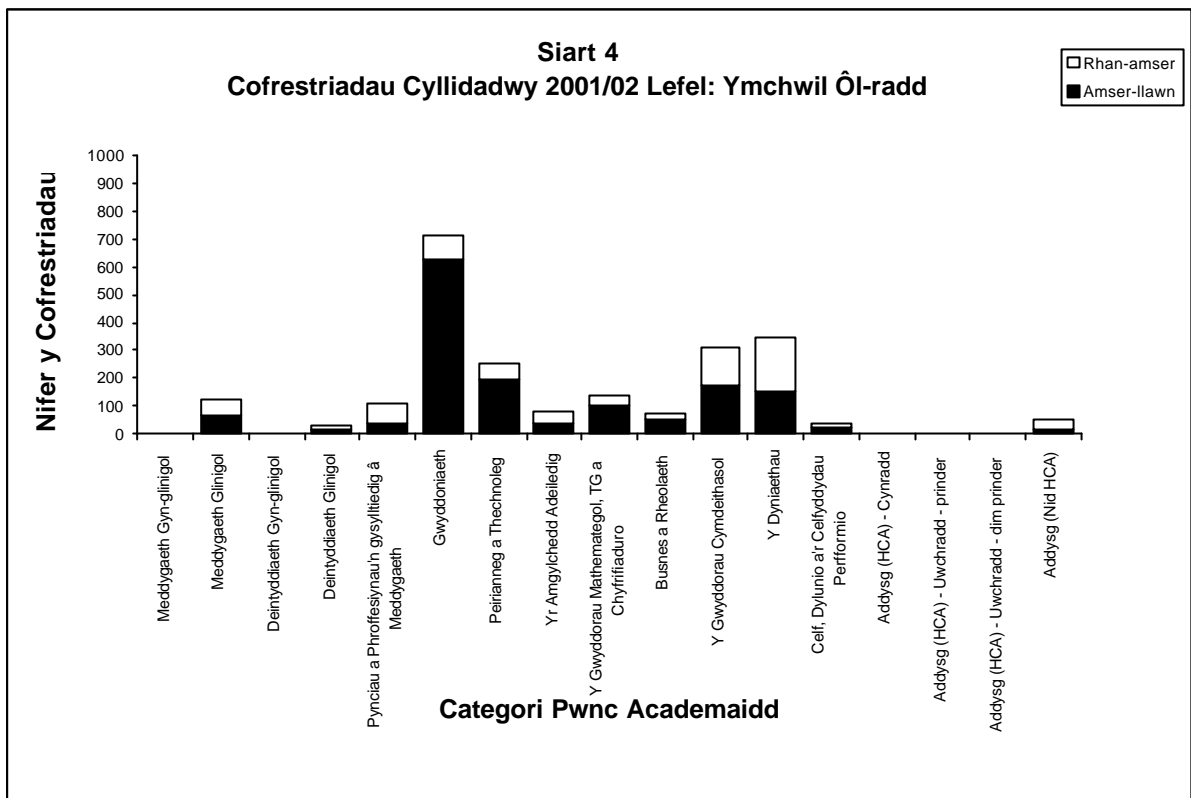
Tabl 5: Cofrestriadau Cyllidadwy Rhan-amser yn ôl CPA a Lefel Astudio 2001/02

CPA	Israddedigion	Ôl-radd a Addysgir		Ymchwil Ôl-radd	Cyfanswm
		Traethawd Ôl-radd a Addysgir	Eraill		
1 Pynciau Clinigol a Chyn-glinigol	1	0	199	68	268
2 Pynciau a Phroffesiynau'n gysylltiedig â Meddygaeth	2,585	3	748	73	3,409
3 Gwyddoniaeth	1,152	24	673	82	1,931
4 Peirianeg a Thechnoleg	2,924	26	352	56	3,358
5 Yr Amgylchedd Adeiledig	906	2	125	42	1,075
6 Y Gwyddorau Mathemategol, TG a Chyfrifiaduro	2,911	63	391	32	3,397
7 Busnes a Rheolaeth	3,834	65	2,308	20	6,227
8 Y Gwyddorau Cymdeithasol	1,544	5	596	135	2,280
9 Dyniaethau	8,039	39	1,049	201	9,328
10 Celf, Dylunio a'r Celfyddydau Perfformio	1,859	6	178	16	2,059
11aa Addysg (HCA) - Cynradd	1	0	0	0	1
11ab1 - Uwchradd prinder	0	0	0	0	0
11ab2 - Uwchradd dim prinder	0	0	0	0	0
11b Addysg (Nid HCA)	2,011	0	1,280	37	3,328
Cyfanswm	27,767	233	7,899	762	36,661

- 15 Roedd 49,681 o gofrestriadau israddedig cyllidadwy amser-llawn; roedd y rhain yn cynrychioli 90 y cant o'r holl gofrestriadau cyllidadwy amser-llawn. Myfyrwyr ar gyrsiau ôl-radd a addysgir oedd 8 y cant o'r cofrestriadau ac roedd 3 y cant yn ymgymryd ag ymchwil ôl-radd.
- 16 Roedd peth amrywio rhwng y CPAau o ran cyfrannau'r myfyrwyr cyllidadwy amser-llawn a oedd yn astudio ar y lefelau israddedig ac ôl-radd. Roedd gan *Addysg (HCA)* a *Phynciau a Phroffesiynau'n Gysylltiedig â Meddygaeth* y cyfrannau mwyaf o fyfyrwyr amser-llawn a oedd yn raddedigion. Yn y mwyafrif o'r CPAau roedd y graddedigion yn dilyn cyrsiau a addysgir yn bennaf ond mewn *Pynciau Clinigol a Chyn-glinigol*, *Gwyddoniaeth*, a *Pheirianeg a Thechnoleg* roedd y mwyafrif yn gwneud graddau ymchwil.
- 17 Roedd cyfran lawer uwch o gyrsiau rhan-amser ar y lefel ôl-radd: roedd 22 y cant o'r cofrestriadau cyllidadwy yn rhai ôl-radd a addysgir a 2 y cant yn rhai ymchwil ôl-radd. Roedd y cyfrannau uchaf o raddedigion mewn *Pynciau Clinigol a Chyn-glinigol* (bron 100 y cant), *Gwyddoniaeth* (40 y cant) ac *Addysg (Nid HCA)* (40 y cant). Ym mhob CPA, yn achos cyrsiau rhan-amser, roedd mwy o gofrestriadau ôl-radd a addysgir nag o gofrestriadau ymchwil ôl-radd. Y CPA gyda'r nifer mwyaf o raddedigion ymchwil rhan-amser oedd y *Dyniaethau*.

18 Mae Siartiau 2 i 4 yn dangos dosbarthiad y cofrestriadau ar draws y CPAu (gan gynnwys is-raniadau CPA 1 a CPA 11) a dangosant, ar gyfer pob lefel astudio unigol, y cydbwysedd rhwng y gwahanol foddau astudio.





■ **COFRESTRIDAU CYLLIDADWY FFRANSEIS YN ÔL CPA, MODD ASTUDIO A SEFYDLIAD**

- 19 Dengys Tabl 6 nifer y myfyrwyr, o fewn cyfanswm y cofrestriadau cyllidadwy a gofnodwyd, a oedd yn cael eu haddysgu o dan gytundebau ffranseis. Nid oedd unrhyw fyfyrwyr ymchwil ôl-radd, na myfyrwyr ôl-radd a addysgir amser-llawn, yn cael eu haddysgu o dan gytundebau ffranseis. O blith y 5,996 o fyfyrwyr a oedd yn cael eu haddysgu o dan gytundeb ffranseis, roedd 77 y cant ar gyrsiau rhan-amser i israddedigion. Roedd y myfyrwyr hyn yn cael eu trin fel categori ar wahân at ddibenion cyllido ac yn cynrychioli 17 y cant o'r israddedigion cyllidadwy rhan-amser. Roedd hefyd 1,080 o israddedigion amser-llawn a 306 o raddedigion rhan-amser a oedd yn cael eu haddysgu o dan gytundebau ffranseis.
- 20 O'r 5,996 o gofrestrïadau cyllidadwy ffranseis, roedd dros 82 y cant ohonynt yn rhai rhan-amser. Y prif CPAau i fyfyrwyr rhan-amser ffranseis oedd *Busnes a Rheolaeth*, *Peirianeg a Thechnoleg*, *Addysg (Nid HCA)* a *Phynciau a Phroffesiynau'n Gysylltiedig â Meddygaeth*. Yn achos myfyrwyr amser-llawn, y prif CPAau oedd *Gwyddoniaeth* a *Phynciau a Phroffesiynau'n Gysylltiedig â Meddygaeth*. Mae Tabl D yn Atodiad 2 yn rhoi manylion yr holl gyrsiau a roddwyd allan ar ffranseis, gan gynnwys y gwerthoedd credyd cysylltiedig, yn ôl y sefydliadau a oedd yn darparu'r cyrsiau.
- 21 Dengys Tabl 7 gyfanswm y cofrestriadau ffranseis cyllidadwy yn ôl sefydliad. Roedd gan *Brifysgol Morgannwg* y nifer fwyaf o gofrestrïadau ffranseis (46 y cant), gyda 27 y cant yng *Ngholeg Prifysgol Cymru, Casnewydd*.

Tabl 6: Cofrestriadau Cyllidadwy Ffranseis yn ôl CPA 2001/02

CPA	Israddedigion Amser-llawn*		Israddedigion Rhan-amser	Ôl -radd Rhan-amser	Cyfanswm
	Gradd	Nid Gradd			
1 Pynciau Clinigol a Chyn-glinigol	0	0	0	0	0
2 Pynciau a Phroffesiynau'n gysylltiedig â Meddygaeth	0	232	709	0	941
3 Gwyddoniaeth	32	249	233	0	514
4 Peirianeg a Thechnoleg	1	99	835	0	935
5 Yr Amgylchedd Adeiledig	0	11	201	0	212
6 Y Gwyddorau Mathemategol, TG a Chyfrifiaduro	13	77	326	0	416
7 Busnes a Rheolaeth	10	137	927	286	1,360
8 Y Gwyddorau Cymdeithasol	1	55	73	0	129
9 Dyniaethau	32	11	48	0	91
10 Celf, Dylunio a'r Celfyddydau Perfformio	23	98	81	0	202
11aa Addysg (HCA) - Cynradd	0	0	0	0	0
11ab1 - Uwchradd prinder	0	0	0	0	0
11ab2 - Uwchradd dim prinder	0	0	0	0	0
11b Addysg (Nid HCA)	0	0	1,177	20	1,197
Cyfanswm	112	968	4,610	306	5,996

*Mae amser-llawn yn cynnwys rhyngosod blwyddyn allan wedi'i gyfrif fel 0.5 amser-llawn

Tabl 7: Cofrestriadau Cyllidadwy Ffranseis yn ôl Sefydliad 2001/02

Sefydliad	Israddedigion Amser-llawn*		Israddedigion Rhan-amser	Ôl-radd rhan-amser	Cyfanswm
	Gradd	Nid Gradd			
Prifysgol Morgannwg	40	555	1,862	286	2,743
Prifysgol Cymru, Aberystwyth	27	0	34	0	61
Prifysgol Cymru, Bangor	0	80	50	20	150
Prifysgol Caerdydd	0	0	0	0	0
Prifysgol Cymru, Llanbedr Pont Steffan	44	0	18	0	62
Prifysgol Cymru Abertawe	0	66	29	0	95
Coleg Meddygaeth Prifysgol Cymru	0	0	0	0	0
Athrofa Prifysgol Cymru, Caerdydd	0	186	240	0	426
Coleg Prifysgol Cymru, Casnewydd	1	18	1,626	0	1,645
Athrofa Gogledd-ddwyrain Cymru	0	28	751	0	779
Athrofa Addysg Uwch Abertawe	0	0	0	0	0
Coleg y Drindod Caerfyrddin	0	0	0	0	0
Coleg Brenhinol Cerdd a Drama Cymru	0	35	0	0	35
Colegau Addysg Bellach	0	0	0	0	0
Cyfanswm	112	968	4,610	306	5,996

*Mae amser-llawn yn cynnwys rhyngosod blwyddyn allan wedi'i gyfrif fel 0.5 amser-llawn

■ HYFFORDDIANT CYCHWYNNOL ATHRAWON: COFRESTRIADAU CYLLIDADWY YN ÔL PWNC A LEFEL ASTUDIO

- 22 Dengys Tabl 8 nifer y cofrestriadau amser-llawn cyllidadwy ar gyrsiau HCA yn arwain at SAC (QTS) a gofnodwyd rhwng 1 Awst 2001 a 1 Tachwedd 2001 yn gynhwysol. Mae'r dull hwn o gyfrif cofrestriadau yn wahanol i'r dull a ddefnyddir mewn manau eraill yn y cyhoeddiad ac mae'n adlewyrchu'r dull a ddefnyddir i gyllido HCA. Sylwer, fodd bynnag, fod y niferoedd a ddangosir ar gyfer CPA 11a ym mhob tabl arall yn y cyhoeddiad hwn wedi'u cyfrif yn yr un modd â'r ffigurau eraill yn y tablau (h.y. cyfanswm y cofrestriadau ar gyfer y flwyddyn academaidd lawn 2001/02). Roedd y mwyafrif o'r 3,855 o gofrestrïadau ar gyrsiau addysg gynradd (66 y cant). Cyrsiau i israddedigion oedd y rhan fwyaf o'r rhain, tra oedd hyfforddiant ar gyfer addysg uwchradd ar y lefel ôl-radd yn bennaf.

Tabl 8: Hyfforddiant Cychwynol Athrawon : Cofrestriadau Amser-llawn Cyllidadwy yn ôl Pwnc a Lefel Astudio 2001/02

Pwnc	Lefel		Cyfanswm
	Israddedig	Ôl -radd a Addysgir	
Addysg HCA - Cynradd	2,051	501	2,552
- Uwchradd - Celfyddyd	0	70	70
- Bioleg	0	58	58
- Astudiaethau Busnes	10	21	31
- Cemeg	0	31	31
- Dylunio a Thechnoleg	95	72	167
- Drama	90	17	107
- Saesneg	0	113	113
- Ffrangeg	6	79	85
- Gwyddoniaeth Gyffredinol/Integredig	0	52	52
- Daearyddiaeth	0	56	56
- Almaeneg	0	15	15
- Hanes	0	72	72
- Technoleg Gwybodaeth	0	43	43
- Eidaleg	0	3	3
- Mathemateg	30	81	111
- Cerddoriaeth	13	29	42
- Ieithoedd Modern Eraill	0	5	5
- Gwyddoniaeth Arall	0	0	0
- Addysg Gorfforol	0	92	92
- Ffiseg	0	25	25
- Addysg Grefyddol	0	37	37
- Sbaeneg	0	9	9
- Cymraeg	27	32	59
- Eraill	0	20	20
Cyfanswm	2,322	1,533	3,855

■ DARPARIAETH A ADDYSGIR GREDYD-SEILIEDIG

- 23 Ers 1997/98 yn achos darpariaeth a addysgir ran-amser ac ers 2002/03 yn achos darpariaeth a addysgir amser-llawn, mae dyraniadau cyllid wedi cael eu cyfrifo ar sail gwerthoedd credyd. Dangosir dosbarthiad y gwerthoedd credyd ar draws CPAau a lefelau astudio ar gyfer 2001/02 yn Nhablau 9a a 9c a'r dosbarthiad ar draws sefydliadau yn Nhablau 9b a 9d. Mae'r tablau hyn yn mynegi'r cofrestriadau a addysgir cyllidadwy a ddangosir yn Nhablau 4 a 5 a chofrestriadau rhyngosod blwyddyn allan cyllidadwy ar sail gwerthoedd credyd.
- 24 Dylai'r holl ddata credyd-seiliedig gydymffurfio â'r fframwaith a sefydlwyd gan Gynllun Credyd Addysg Uwch Cymru (HECIW), ac eithrio mai'r lefel astudio yw lefel y cymhwyster cyffredinol yr anelir ato ac nid lefel y modiwl neu uned.
- 25 Mae'r 54,728 o gofrestrïadau a addysgir amser-llawn a blwyddyn allan cyllidadwy a ddangosir yn Nhabl 4 yn cyfateb i'r cyfanswm o 6,519,803 o werthoedd credyd a ddangosir yn Nhabl 9a. Mae'r 35,899 o gofrestrïadau a addysgir rhan-amser cyllidadwy yn Nhabl 5 yn cyfateb i'r cyfanswm o 1,597,190 o werthoedd credyd yn Nhabl 9c. Yn achos astudiaeth amser-llawn, roedd pob cofrestriad israddedig yn gyfwerth â 119 o werthoedd credyd ar gyfartaledd, roedd pob cofrestriad ôl-radd a addysgir yn gyfwerth â 136 o werthoedd credyd ar gyfartaledd. Yn achos astudiaeth ran-amser, roedd pob cofrestriad israddedig yn gyfwerth â 40 o werthoedd credyd ar gyfartaledd, roedd pob cofrestriad ôl-radd a addysgir yn gyfwerth â 58 o werthoedd credyd ar gyfartaledd. Cyfrifir rhyngosod blwyddyn allan fel 60 gwerth credyd y cofrestriad bob amser. Dylid nodi i werthoedd credyd gael eu neilltuo i CPAau yn ôl pwnc y modiwl neu uned yr oedd y gwerthoedd credyd yn gysylltiedig ag ef, ond mai anaml y cafodd cofrestriadau rhan-amser eu rhannu ar draws CPAau. Felly, ar lefel y CPA, nid yw'r nifer o werthoedd credyd yn cyfateb yn union i nifer y cofrestriadau.

Tabl 9a: Gwerthoedd Credyd Cyllidadwy a Addysgir Amser-llawn a Rhyngosod Blwyddyn Allan yn ôl CPA 2001/02

CPA	Israddedig		Ôl-radd a Addysgir	Cyfanswm
	Gradd	Nid Gradd		
1 Pynciau Clinigol a Chyn-glinigol	158,400	0	1,980	160,380
2 Pynciau a Phroffesiynau'n gysylltiedig â Meddygaeth	129,092	38,530	40,068	207,690
3 Gwyddoniaeth	1,120,790	66,830	43,990	1,231,610
4 Peirianeg a Thechnoleg	363,055	50,718	16,001	429,774
5 Yr Amgylchedd Adeiledig	96,316	8,631	13,905	118,852
6 Y Gwyddorau Mathemategol, TG a Chyfrifiaduro	405,932	100,087	39,466	545,485
7 Busnes a Rheolaeth	534,478	121,098	73,254	728,830
8 Y Gwyddorau Cymdeithasol	730,158	33,433	84,306	847,897
9 Dyniaethau	964,527	14,337	65,614	1,044,478
10 Celf, Dylunio a'r Celfyddydau Perfformio	552,167	81,437	17,374	650,978
11aa Addysg (HCA) - Cynradd	243,061	0	59,295	302,356
11ab1 - Uwchradd prinder	27,996	0	66,820	94,816
11ab2 - Uwchradd dim prinder	2,610	0	45,540	48,150
11b Addysg (Nid HCA)	93,797	11,330	3,380	108,507
Cyfanswm	5,422,379	526,431	570,993	6,519,803

Cyfrifwyd rhyngosod blwyddyn allan fel 60 gwerth credyd

Tabl 9b: Gwerthoedd Credyd Cyllidadwy a Addysgir Amser-llawn a Rhyngosod Blwyddyn Allan yn ôl Sefydliad 2001/02

Sefydliad	Israddedig		Ôl-radd a Addysgir	Cyfanswm
	Gradd	Nid Gradd		
Prifysgol Morgannwg	698,800	158,101	42,354	899,255
Prifysgol Cymru, Aberystwyth	638,360	21,180	74,360	733,900
Prifysgol Cymru, Bangor	507,466	11,280	72,360	591,106
Prifysgol Caerdydd	1,329,870	0	170,340	1,500,210
Prifysgol Cymru, Llanbedr Pont Steffan	90,640	2,320	8,800	101,760
Prifysgol Cymru Abertawe	668,353	8,100	94,548	771,001
Coleg Meddygaeth Prifysgol Cymru	94,560	0	1,980	96,540
Athrofa Prifysgol Cymru, Caerdydd	495,202	100,301	51,030	646,533
Coleg Prifysgol Cymru, Casnewydd	266,168	18,697	15,715	300,580
Athrofa Gogledd-ddwyrain Cymru	210,000	39,960	360	250,320
Athrofa Addysg Uwch Abertawe	248,748	96,870	15,716	361,334
Coleg y Drindod Caerfyrddin	118,105	0	17,520	135,625
Coleg Brenhinol Cerdd a Drama Cymru	47,575	4,200	5,910	57,685
Coleg Pen-y-bont ar Ogwr	0	3,696	0	3,696
Coleg Sir Gâr	6,300	27,747	0	34,047
Coleg Gwent	0	0	0	0
Coleg Llandrillo	2,232	18,889	0	21,121
Coleg Menai	0	1,950	0	1,950
Coleg Castell-nedd Port Talbot	0	2,220	0	2,220
Coleg Sir Benfro	0	0	0	0
Coleg Pontypridd	0	8,280	0	8,280
Coleg Abertawe	0	2,640	0	2,640
Cyfanswm	5,422,379	526,431	570,993	6,519,803

Cyfrifwyd rhyngosod blwyddyn allan fel 60 gwerth credyd

Tabl 9c: Gwerthoedd Credyd Cyllidadwy a Addysgir Rhan-amser yn ôl CPA 2001/02

CPA	Israddedig		Ol-radd a Addysgir		Cyfanswm
	Heb gynnwys Ffranseis	Ffranseis	Traethawd Ol-radd a Addysgir	Eraill	
1 Pynciau Clinigol a Chyn-glinigol	0	0	0	15,330	15,330
2 Pynciau a Phroffesiynau'n gysylltiedig â Meddygaeth	78,378	22,522	180	41,921	143,001
3 Gwyddoniaeth	29,521	14,259	1,440	40,666	85,886
4 Peirianeg a Thechnoleg	106,245	56,006	1,560	18,995	182,806
5 Yr Amgylchedd Adeiledig	37,617	12,657	120	9,195	59,589
6 Y Gwyddorau Mathemategol, TG a Chyfrifiaduro	107,785	24,713	3,780	28,972	165,250
7 Busnes a Rheolaeth	152,630	72,099	3,570	132,652	360,951
8 Y Gwyddorau Cymdeithasol	64,368	11,447	300	41,942	118,057
9 Dyniaethau	157,977	1,724	2,340	60,885	222,926
10 Celf, Dylunio a'r Celfyddydau Perfformio	46,530	5,269	360	11,466	63,625
11aa Addysg (HCA) - Cynradd	24	0	0	0	24
11ab1 - Uwchradd prinder	0	0	0	0	0
11ab2 - Uwchradd dim prinder	0	0	0	0	0
11b Addysg (Nid HCA)	49,760	72,778	0	57,207	179,745
Cyfanswm	830,835	293,474	13,650	459,231	1,597,190

Tabl 9d: Gwerthoedd Credyd Cyllidadwy a Addysgir Rhan-amser yn ôl Sefydliad 2001/02

Sefydliad	Israddedig		Ol-radd a Addysgir		Cyfanswm
	Heb gynnwys Ffranseis	Ffranseis	Traethawd Ol-radd a Addysgir	Eraill	
Prifysgol Morgannwg	107,496	129,068	7,680	105,153	349,397
Prifysgol Cymru, Aberystwyth	54,580	2,710	0	34,955	92,245
Prifysgol Cymru, Bangor	50,635	3,750	0	40,050	94,435
Prifysgol Caerdydd	65,270	0	0	78,390	143,660
Prifysgol Cymru, Llanbedr Pont Steffan	52,480	1,230	2,400	13,260	69,370
Prifysgol Cymru Abertawe	53,485	2,175	0	42,706	98,366
Coleg Meddygaeth Prifysgol Cymru	4,200	0	0	15,330	19,530
Athrofa Prifysgol Cymru, Caerdydd	64,182	16,530	1,980	29,130	111,822
Coleg Prifysgol Cymru, Casnewydd	149,451	102,436	1,590	49,120	302,597
Athrofa Gogledd-ddwyrain Cymru	112,627	35,575	0	16,442	164,644
Athrofa Addysg Uwch Abertawe	53,405	0	0	24,405	77,810
Coleg y Drindod Caerfyrddin	18,704	0	0	8,450	27,154
Coleg Brenhinol Cerdd a Drama Cymru	1,020	0	0	1,840	2,860
Coleg Pen-y-bont ar Ogwr	1,020	0	0	0	1,020
Coleg Sir Gâr	11,657	0	0	0	11,657
Coleg Gwent	2,981	0	0	0	2,981
Coleg Llandrillo	18,610	0	0	0	18,610
Coleg Menai	2,100	0	0	0	2,100
Coleg Castell-nedd Port Talbot	1,964	0	0	0	1,964
Coleg Sir Benfro	288	0	0	0	288
Coleg Pontypridd	3,600	0	0	0	3,600
Coleg Abertawe	1,080	0	0	0	1,080
Cyfanswm	830,835	293,474	13,650	459,231	1,597,190

■ **ADDYSG BARHAUS: GWERTHOEDD CREDYD YN ÔL CPA A SEFYDLIAD**

Tabl 10: Gwerthoedd Credyd Cyllidadwy Addysg Barhaus yn ôl CPA a Sefydliad 2001/02

CPA	PC Aberystwyth		PC Bangor	PC Caerdydd	PC Abertawe	Cyfanswm
	IR	ORA	IR	IR	IR	
1 Pynciau Clinigol a Chyn-glinigol	0	0	0	0	0	0
2 Pynciau a Phroffesiynau'n gysylltiedig â Meddygaeth	3,300	0	0	0	1,670	4,970
3 Gwyddoniaeth	0	0	0	1,750	850	2,600
4 Peirianeg a Thechnoleg	0	0	0	0	0	0
5 Yr Amgylchedd Adeiledig	4,510	0	0	0	0	4,510
6 Y Gwyddorau Mathemategol, TG a Chyfrifiaduro	0	0	4,010	4,310	15,525	23,845
7 Busnes a Rheolaeth	280	0	2,570	1,650	1,200	5,700
8 Y Gwyddorau Cymdeithasol	18,415	260	1,910	3,570	640	24,795
9 Dyniaethau	8,585	0	9,120	34,090	6,530	58,325
10 Celf, Dylunio a'r Celfyddydau Perfformio	0	0	7,920	3,950	3,890	15,760
11aa Addysg (HCA) - Cynradd	0	0	0	0	0	0
11ab1 - Uwchradd prinder	0	0	0	0	0	0
11ab2 - Uwchradd dim prinder	0	0	0	0	0	0
11b Addysg (Nid HCA)	0	0	0	110	120	230
Cyfanswm	35,090	260	25,530	49,430	30,425	140,735

26 Dengys Tabl 10 nifer y gwerthoedd credyd a oedd yn gysylltiedig â chyrsgiau Addysg Barhaus rhan-amser sy'n arwain at ddyfarniad yn 2001/02. Cofnodwyd cyfanswm o 140,735 o werthoedd credyd ar gyfer Addysg Barhaus gan bedwar sefydliad ym Mhrifysgol Cymru. Cofnodwyd bron y cyfan o'r gwerthoedd credyd ar y lefel israddedig. Nid oedd ond 260 o werthoedd credyd ôl-radd a chofnodwyd y rhan fwyaf o'r rhain ym *Mhrifysgol Cymru, Aberystwyth*. Y CPA mwyaf oedd y *Dyniaethau*, gyda 41 y cant o gyfanswm y gwerthoedd credyd.

27 Mae'r ddwy adran isod yn cymharu cofrestriadau/gwerthoedd credyd 2001/02 â'r lleoedd/gwerthoedd credyd wedi'u cyllido a ddyrannwyd i'r sefydliadau am y flwyddyn honno. Mae'r drydedd adran yn cyfeirio at y cynnydd mewn cofrestriadau/gwerthoedd credyd cyllidadwy yn 2001/02. At y dibenion hyn, mae cofrestriadau amser-llawn a rhyngosod blwyddyn allan yn cael eu cyfuno (a chyfrifir rhyngosod blwyddyn allan fel 0.5) er mwyn rhoi cyfwerthoedd amser-llawn ar yr un sail â lleoedd wedi'u cyllido. Dangosir data am ddarpariaeth a addysgir ran-amser fel gwerthoedd credyd.

■ **LLEOEDD / GWERTHOEDD CREDYD WEDI'U CYLLIDO A CHOFRESTRIADAU / GWERTHOEDD CREDYD CYLLIDADWY YN ÔL MODD ASTUDIO**

28 Mae Tabl 11 yn cymharu cofrestriadau/gwerthoedd credyd cyllidadwy â lleoedd/gwerthoedd credyd wedi'u cyllido yn ôl modd astudio a lefel astudio ar gyfer 2001/02.

29 Roedd cofrestriadau israddedig amser-llawn a rhyngosod blwyddyn allan yn 1 y cant yn is na nifer y lleoedd wedi'u cyllido yn 2001/02. Roedd cofrestriadau ôl-radd a addysgir amser-llawn yn 3 y cant yn uwch na lleoedd wedi'u cyllido ac roedd cofrestriadau ymchwil ôl-radd amser-llawn yn 6 y cant yn is na niferoedd wedi'u cyllido.

30 Roedd gwerthoedd credyd israddedig rhan-amser yn 3 y cant yn uwch na'r nifer o werthoedd credyd wedi'u cyllido ac roedd gwerthoedd credyd ôl-radd a addysgir rhan-amser yn 12 y cant yn uwch na nifer y gwerthoedd credyd wedi'u cyllido. Roedd 21 y cant yn llai o gofrestradau ymchwil ôl-radd rhan-amser nag o leoedd wedi'u cyllido.

Tabl 11: Cofrestriadau / Gwerthoedd Credyd Cyllidadwy ac wedi'u Cyllido 2001/02

Cofrestriadau

Modd	Lefel	Cofrestriadau	Lleoedd wedi'u Cyllido
Amser-llawn/Rhyngosod Blwyddyn Allan*	Israddedig - Gradd	45,616	46,208
	Israddedig - Nid Gradd	4,489	4,589
	Cyfanswm Israddedig	50,105	50,797
	Ôl-radd a Addysgir	4,198	4,086
	Ymchwil Ôl-radd	1,491	1,582
Cyfanswm		55,794	56,465

*Cyfrifwyd rhyngosod blwyddyn allan fel 0.5 amser-llawn

Modd	Lefel	Cofrestriadau	Lleoedd wedi'u Cyllido
Rhan-amser	Ymchwil Ôl-radd	762	966

Gwerthoedd Credyd

Modd	Lefel	Gwerthoedd Credyd	Gwerthoedd Credyd wedi'u Cyllido
Rhan-amser	Israddedig		
	heb gynnwys ffranseis	830,835	794,098
	ffranseis	293,474	299,102
	Cyfanswm Israddedig	1,124,309	1,093,200
	Ôl-radd a Addysgir	472,881	423,446
Cyfanswm		1,597,190	1,516,646

■ **LLEOEDD / GWERTHOEDD CREDYD WEDI'U CYLLIDO A CHOFRESTRIADAU / GWERTHOEDD CREDYD CYLLIDADWY YN ÔL SEFYDLIAD A MODD ASTUDIO**

- 31 Dengys Tabl 12 nifer y cofrestriadau/gwerthoedd credyd cyllidadwy a'r lleoedd/gwerthoedd credyd wedi'u cyllido ym mhob sefydliad. Mae'r tabl hwn yn dangos i ba raddau y llwyddodd y sefydliadau i recriwtio yn ôl eu lleoedd/gwerthoedd credyd wedi'u cyllido. Ceir dadansoddiad manylach o lleoedd/gwerthoedd credyd wedi'u cyllido ym mhob sefydliad yn Nhabl A7, Atodiad 2.
- 32 Er bod cofrestriadau israddedig amser-llawn a rhyngosod at ei gilydd ychydig yn is na nifer y lleoedd wedi'u cyllido, roedd y gwahaniaethau ar gyfer SAUau unigol yn amrywio o 15 y cant o dan lleoedd wedi'u cyllido yng *Ngholeg Brenhinol Cerdd a Drama Cymru* i 6 y cant uwchben lleoedd wedi'u cyllido ym *Athrofa Addysg Uwch Abertawe*. Roedd gwerthoedd credyd israddedig rhan-amser cyllidadwy yn 3 y cant yn uwch na gwerthoedd credyd israddedig rhan-amser wedi'u cyllido, ond yn unigol roedd sefydliadau'n amrywio cryn dipyn: o 37 y cant uwchben gwerthoedd credyd wedi'u cyllido ym *Mhrifysgol Cymru, Bangor* i 16 y cant odanodd ym *Mhrifysgol Cymru, Llanbedr Pont Steffan*. Mewn Colegau AB, yn achos cofrestriadau amser-llawn a rhyngosod, dim ond yng *Ngholeg Castell-nedd Port Talbod* y cafwyd mwy o gofrestrïadau nag o lleoedd wedi'u cyllido; ym mhob coleg arall, roedd cofrestriadau yn is na lleoedd wedi'u cyllido. Yn achos gwerthoedd credyd rhan-amser, dim ond yng *Ngholeg Llandrillo a Choleg Menai* yr oedd mwy o werthoedd credyd cyllidadwy nag o werthoedd credyd wedi'u cyllido.

Tabl 12: Cofrestriadau / Gwerthoedd Credyd Cyllidadwy a Lleoedd / Gwerthoedd

Credyd wedi'u Cyllido yn ôl Modd Astudio, Lefel Astudio a Sefydliad 2001/02

Israddedig

Sefydliad	Amser-llawn/Rhyngosod*		Rhan-amser	
	Cofrestriadau	Lleoedd wedi'u Cyllido	Gwerthoedd Credyd	Gwerthoedd wedi'u Cyllido
Prifysgol Morgannwg	7,447	8,050	236,564	249,767
Prifysgol Cymru, Aberystwyth	5,542	5,411	57,290	50,721
Prifysgol Cymru, Bangor	4,318	4,592	54,385	39,791
Prifysgol Caerdydd	11,155	10,976	65,270	53,960
Prifysgol Cymru, Llanbedr	781	847	53,710	63,628
Prifysgol Cymru Abertawe	5,676	5,849	55,660	56,168
Coleg Meddygaeth Prifysgol Cymru	797	784	4,200	4,048
Athrofa Prifysgol Cymru, Caerdydd	4,980	4,750	80,712	75,669
Coleg Prifysgol Cymru, Casnewydd	2,397	2,391	251,887	220,230
Athrofa Gogledd-ddwyrain Cymru	2,083	2,154	148,202	142,209
Athrofa Addysg Uwch Abertawe	2,903	2,735	53,405	60,322
Coleg y Drindod Caerfyrddin	980	972	18,704	14,907
Coleg Brenhinol Cerdd a Drama	432	507	1,020	1,219
Coleg Pen-y-bont ar Ogwr	33	58	1,020	4,350
Coleg Sir Gâr	281	293	11,657	16,156
Coleg Gwent	0	0	2,981	3,626
Coleg Llandrillo	176	262	18,610	15,940
Coleg Menai	13	21	2,100	1,575
Coleg Castell-nedd Port Talbot	19	17	1,964	4,494
Coleg Sir Benfro	0	0	288	1,368
Coleg Pontypridd	74	88	3,600	9,075
Coleg Abertawe	22	40	1,080	3,977
Cyfanswm	50,105	50,797	1,124,309	1,093,200

*Cyfrifwyd rhyngosod blwyddyn allan fel 0.5 amser-llawn

Ôl-radd a Addysgir

Sefydliad	Amser-llawn		Rhan-amser	
	Cofrestriadau	Lleoedd wedi'u Cyllido	Gwerthoedd Credyd	Gwerthoedd wedi'u Cyllido
Prifysgol Morgannwg	340	347	112,833	97,655
Prifysgol Cymru, Aberystwyth	540	520	34,955	31,575
Prifysgol Cymru, Bangor	609	556	40,050	22,924
Prifysgol Caerdydd	1,058	1,061	78,390	81,457
Prifysgol Cymru, Llanbedr	97	79	15,660	13,041
Prifysgol Cymru Abertawe	696	739	42,706	35,387
Coleg Meddygaeth Prifysgol Cymru	11	9	15,330	15,570
Athrofa Prifysgol Cymru, Caerdydd	412	446	31,110	25,974
Coleg Prifysgol Cymru, Casnewydd	124	122	50,710	55,346
Athrofa Gogledd-ddwyrain Cymru	3	0	16,442	18,376
Athrofa Addysg Uwch Abertawe	113	53	24,405	18,229
Coleg y Drindod Caerfyrddin	146	148	8,450	6,980
Coleg Brenhinol Cerdd a Drama	52	6	1,840	932
Colegau AB	0	0	0	0
Cyfanswm	4,198	4,086	472,881	423,446

Ymchwil Ôl-radd

Sefydliad	Amser-llawn		Rhan-amser	
	Cofrestriadau	Lleoedd wedi'u	Cofrestriadau	Lleoedd wedi'u
Prifysgol Morgannwg	118	158	149	211
Prifysgol Cymru, Aberystwyth	181	176	29	49
Prifysgol Cymru, Bangor	179	186	102	108
Prifysgol Caerdydd	588	633	157	281
Prifysgol Cymru, Llanbedr	19	13	80	45
Prifysgol Cymru Abertawe	290	310	167	218
Coleg Meddygaeth Prifysgol Cymru	79	67	68	41
Athrofa Prifysgol Cymru, Caerdydd	1	0	4	5
Coleg Prifysgol Cymru, Casnewydd	22	19	2	1
Athrofa Gogledd-ddwyrain Cymru	14	20	2	7
Athrofa Addysg Uwch Abertawe	0	0	2	0
Coleg y Drindod Caerfyrddin	0	0	0	0
Coleg Brenhinol Cerdd a Drama	0	0	0	0
Colegau AB	0	0	0	0
Cyfanswm	1,491	1,582	762	966

■ **CYNNYDD MEWN COFRESTRIADAU / GWERTHOEDD CREDYD CYLLIDADWY 2000/01 I 2001/02**

- 33 Mae Tabl 13 yn dangos y newid canrannol yn nifer y cofrestriadau/gwerthoedd credyd cyllidadwy yn ôl modd astudio a lefel astudio ym 2000/01 a 2001/02. Cyfunwyd nifer y cofrestriadau amser-llawn a rhyngosod ac fe'u dangosir fel ffigurau cyfwerth ag amser-llawn; mae'r niferoedd ar gyfer darpariaeth a addysgir ran-amser wedi'u seilio ar werthoedd credyd.

Tabl 13: Cynnydd mewn Cofrestriadau / Gwerthoedd Credyd Cyllidadwy yn ôl Lefel Astudio 2000/01 i 2001/02

Cofrestriadau

Modd	Lefel	2000/01	2001/02	Cynnydd %
Amser-llawn/Rhyngosod Blwyddyn Allan*	Israddedig - Gradd	45,217	45,616	0.9
	Israddedig - Nid Gradd	4,428	4,489	1.4
	Cyfanswm Israddedig	49,645	50,105	0.9
	Ôl-radd a Addysgir	3,913	4,198	7.3
	Ymchwil Ôl-radd	1,536	1,491	-2.9
Cyfanswm		55,093	55,794	1.3

*Cyfrifwyd rhyngosod blwyddyn allan fel 0.5 amser-llawn

Modd	Lefel	2000/01	2001/02	Cynnydd %
Rhan-amser	Ymchwil Ôl-radd	864	762	-11.8

Gwerthoedd Credyd

Modd	Lefel	2000/01	2001/02	Cynnydd %
Rhan-amser	Israddedig			
	heb gynnwys ffranseis	817,671	830,835	1.6
	ffranseis	296,101	293,474	-0.9
	Cyfanswm Israddedig	1,113,772	1,124,309	0.9
	Ôl-radd a Addysgir	448,449	472,881	5.4
Cyfanswm		1,562,221	1,597,190	2.2

- 34 Ar y cyfan, mae cofrestriadau amser-llawn a rhyngosod blwyddyn allan wedi cynyddu ychydig rhwng y ddwy flwyddyn. Bach oedd y gwahaniaeth ar gyfer pob lefel astudio unigol hefyd er bod cynnydd o 7 y cant mewn cofrestriadau ôl-radd a addysgir amser-llawn.
- 35 Rhwng 2000/01 a 2001/02 roedd cynnydd o 2 y cant yn nifer y gwerthoedd credyd a addysgir rhan-amser. Ar y lefel israddedig, roedd cynnydd o 2 y cant yn y gwerthoedd credyd a briodolir i gyrsiau di-ffranseis a gostyngiad o 1 y cant yn y gwerthoedd credyd a briodolir i gyrsiau ffranseis. Canlyniad hyn fu cynnydd net o 1 y cant yng nghyfanswm y gwerthoedd credyd israddedig. Roedd cynnydd hefyd o 5 y cant yn nifer y gwerthoedd credyd ôl-radd a addysgir. Roedd gostyngiad o 12 y cant mewn cofrestriadau ymchwil ôl-radd rhan-amser.
- 36 Dangosir twf yn ôl CPA yn Nhabl 14. Yn achos cofrestriadau amser-llawn a rhyngosod, gwelwyd y twf canrannol mwyaf mewn *Addysg (Nid HCA)* (36 y cant) a *Phynciau Clinigol a Chyn-glinigol* (8 y cant), a'r gostyngiad mwyaf yn nifer y cofrestriadau yn yr *Amgylchedd Adeiledig* (8 y cant).

**Tabl 14: Cynnydd mewn Cofrestrïadau / Gwerthoedd Credyd Cyllidadwy yn ôl CPA
2000/01 i 2001/02**

Cofrestrïadau

Amser-llawn/Rhyngosod Blwyddyn Allan*

CPA	2000/01	2001/02	Cynnydd %
1 Pynciau Clinigol a Chyn-glinigol	1,303	1,410	8.2
2 Pynciau a Phoffesiynau'n gysylltiedig â Meddygaeth	2,341	2,473	5.7
3 Gwyddoniaeth	10,161	10,468	3.0
4 Peirianeg a Thechnoleg	3,755	3,763	0.2
5 Yr Amgylchedd Adeiledig	1,108	1,019	-8.0
6 Y Gwyddorau Mathemategol, TG a Chyfrifiaduro	3,774	3,810	1.0
7 Busnes a Rheolaeth	6,977	7,163	2.7
8 Y Gwyddorau Cymdeithasol	7,204	6,973	-3.2
9 Dyniaethau	8,819	8,592	-2.6
10 Celf, Dylunio a'r Celfyddydau Perfformio	5,395	5,711	5.9
11aa Addysg (HCA) - Cynradd	2,502	2,476	-1.0
11ab - Uwchradd - prinder	770	809	5.1
11ab - Uwchradd - dim prinder	453	403	-11.1
11b Addysg (Nid HCA)	534	726	36.1
Cyfanswm	55,093	55,794	1.3

*Cyfrifwyd rhyngosod blwyddyn allan fel 0.5 amser-llawn

Ymchwil Ôl-radd Rhan-amser

CPA	2000/01	2001/02	Cynnydd %
1 Pynciau Clinigol a Chyn-glinigol	34	68	100.0
2 Pynciau a Phoffesiynau'n gysylltiedig â Meddygaeth	78	73	-6.4
3 Gwyddoniaeth	95	82	-13.7
4 Peirianeg a Thechnoleg	74	56	-24.3
5 Yr Amgylchedd Adeiledig	51	42	-17.6
6 Y Gwyddorau Mathemategol, TG a Chyfrifiaduro	36	32	-11.1
7 Busnes a Rheolaeth	31	20	-35.5
8 Y Gwyddorau Cymdeithasol	160	135	-15.6
9 Dyniaethau	214	201	-6.1
10 Celf, Dylunio a'r Celfyddydau Perfformio	12	16	33.3
11b Addysg (Nid HCA)	79	37	-53.2
Cyfanswm	864	762	-11.8

Gwerthoedd Credyd

Rhan-amser a Addysgir

CPA	2001/02	2001/02	Cynnydd %
1 Pynciau Clinigol a Chyn-glinigol	15,210	15,330	0.8
2 Pynciau a Phoffesiynau'n gysylltiedig â Meddygaeth	141,231	143,001	1.3
3 Gwyddoniaeth	78,595	85,886	9.3
4 Peirianeg a Thechnoleg	204,221	182,806	-10.5
5 Yr Amgylchedd Adeiledig	58,238	59,589	2.3
6 Y Gwyddorau Mathemategol, TG a Chyfrifiaduro	165,771	165,250	-0.3
7 Busnes a Rheolaeth	346,453	360,951	4.2
8 Y Gwyddorau Cymdeithasol	121,876	118,057	-3.1
9 Dyniaethau	220,897	222,926	0.9
10 Celf, Dylunio a'r Celfyddydau Perfformio	52,563	63,625	21.0
11aa Addysg (HCA) - Cynradd	60	24	-60.0
11ab - Uwchradd - prinder	72	0	-100.0
11ab - Uwchradd - dim prinder	0	0	-
11b Addysg (Nid HCA)	157,034	179,745	14.5
Cyfanswm	1,562,221	1,597,190	2.2

- 37 Yn achos darpariaeth ran-amser seiliedig ar gredyd, gwelwyd gostyngiadau mewn gwerthoedd credyd o fwy nag 1 y cant mewn *Peirianeg a Thechnoleg*, y *Gwyddorau Cymdeithasol* ac *Addysg (HCA)*. Cafwyd y cynnydd mwyaf mewn gwerthoedd credyd mewn *Celf, Dylunio a'r Celfyddydau Perfformio*, a ddangosodd gynnydd o 21 y cant. Fodd bynnag, mae'n bosibl, oherwydd y dewis o fodiwlau unigol sydd ar gael i fyfyrwyr, bod dosbarthiad gwerthoedd credyd ar draws CPAau o fewn cyrsiau yn amrywio o flwyddyn i flwyddyn.
- 38 Mae Tabl 15 yn cymharu gwerthoedd credyd israddedig ffranseis rhan-amser yn 2001/02 â rhai 2000/01.

Tabl 15: Cynnydd mewn Gwerthoedd Credyd Ffranseis Rhan-amser Israddedig Cyllidadwy yn ôl CPA 2000/01 i 2001/02

CPA	2000/01	2001/02	Cynnydd %
1 Pynciau Clinigol a Chyn-glinigol	0	0	0.0
2 Pynciau a Phroffesiynau'n gysylltiedig â Meddygaeth	20,186	22,522	11.6
3 Gwyddoniaeth	10,040	14,259	42.0
4 Peirianeg a Thechnoleg	65,506	56,006	-14.5
5 Yr Amgylchedd Adeiledig	15,818	12,657	-20.0
6 Y Gwyddorau Mathemategol, TG a Chyfrifiaduro	36,431	24,713	-32.2
7 Busnes a Rheolaeth	73,557	72,099	-2.0
8 Y Gwyddorau Cymdeithasol	11,668	11,447	-1.9
9 Dyniaethau	1,052	1,724	63.9
10 Celf, Dylunio a'r Celfyddydau Perfformio	5,307	5,269	-0.7
11a Addysg (HCA) - Cynradd	0	0	0.0
11ab1 - Uwchradd prinder	0	0	0.0
11ab2 - Uwchradd dim prinder	0	0	0.0
11b Addysg (Nid HCA)	56,536	72,778	28.7
Cyfanswm	296,101	293,474	-0.9

- 39 Roedd gostyngiad o 1 y cant mewn gwerthoedd credyd ffranseis rhan-amser cyllidadwy o'r naill flwyddyn i'r llall. Roedd twf canrannol mawr yn y *Dyniaethau* (64 y cant), *Gwyddoniaeth* (42 y cant) ac *Addysg (Nid HCA)* (29 y cant).
- 40 Mae Tabl E yn Atodiad 2 yn dangos, ar gyfer pob sefydliad, y cynnydd mewn cofrestriadau/gwerthoedd credyd cyllidadwy yn ôl modd a lefel astudio. Roedd peth amrywiaeth rhwng SAUau o ran y cynnydd yn nifer yr israddedigion amser-llawn a rhyngosod blwyddyn allan, gyda'r twf mwyaf yng *Ngholeg Meddygaeth Prifysgol Cymru* (6 y cant) a'r gostyngiad mwyaf ym *Mhrifysgol Cymru, Llanbedr* (12 y cant).
- 41 Gwelwyd cynnydd yn nifer yr israddedigion cyllidadwy amser-llawn a rhyngosod blwyddyn allan yn yr holl golegau addysg bellach a gyllidir yn uniongyrchol heblaw am *Goleg Sir Gâr* a *Choleg Llandrillo*. Gwelwyd y cynnydd canrannol mwyaf yn nifer y gwerthoedd credyd israddedig rhan-amser (heb gynnwys darpariaeth ffranseis) yng *Ngholeg Pontypridd*. Gwelwyd y gostyngiad mwyaf mewn gwerthoedd credyd israddedig rhan-amser yng *Ngholeg Gwent*.
- 42 Mae Tabl F yn Atodiad 2 yn dangos nifer y cofrestriadau/gwerthoedd credyd yn gysylltiedig ag ail ran y Cynllun AU mewn AB yn 2001/02, yn ôl sefydliad a CPA.

FFYNONELLAU DATA A DIFFINIADAU

Ffynonellau Data ar gyfer y Tablau a'r Siartiau

Mae'r holl gofrestriadau (ac eithrio Tabl 8) yn gyson â'r ffigurau a ddangosir yn Nhablau Monitro Diwedd Blwyddyn (MDB) 1 i 3, colofn 4 (h.y. cofrestriadau ar gyfer y flwyddyn lawn ar ôl tynnu cofrestriadau a oedd yn cael eu cyfrif fel cyrsiau nas cwblhawyd at ddibenion yr arolygon MDB). Er mwyn cyfrif fel cwrs a gwblhawyd, rhaid i'r myfyriwr gwblhau'r flwyddyn astudio neu'r cwrs llawn. Sylwer, fodd bynnag, fod myfyrywyr a addysgir amser-llawn sydd wedi'u cofrestru ar raglen semesteredig ac sydd wedi cwblhau'r semester cyntaf yn unig yn cael eu cyfrif fel 0.5 cyfwerth ag amser llawn (CALI). Mae'r data am gofrestriadau HCA yn Nhabl 8 yn gyson â cholofn 1 (h.y. cofrestriadau rhwng 1 Awst a 1 Tachwedd yn unig) ac yn adlewyrchu'r dull a ddefnyddir i gyllido HCA.

Cynhwysir cofrestriadau ar gyrsiau a gyllidir o dan ail ran y Cynllun AU mewn AB a chofrestriadau ar gyrsiau Prifysgol Gymunedol Gogledd Cymru yn y tablau, ac, oni nodir fel arall neu oni chânt eu dangos ar wahân, mae'r ffigurau'n cynnwys darpariaeth Addysg Barhaus a darpariaeth ffranseis, ac mae ffigurau ôl-radd rhan-amser yn cynnwys cofrestriadau'n gysylltiedig â'r elfen draethawd mewn cwrs ôl-radd a addysgir amser-llawn. 2001/02 yw'r flwyddyn ddiwethaf yr oedd sefydliadau'n gallu cofnodi elfen draethawd cwrs ôl-radd a addysgir amser-llawn fel cofrestriad rhan-amser gyda 60 gwerth credyd. O 2002/03, gyda'r symudiad tuag at gyllido pob darpariaeth a addysgir drwy werthoedd credyd, bydd yr holl ddata'n ymwneud ag elfen draethawd cwrs ôl-radd a addysgir amser-llawn yn cael eu cynnwys yn nhablau amser-llawn yr arolwg MDB.

Gan fod yr holl ffigurau am gofrestriadau yn cael eu dangos fel rhifau cyfain yn y tablau, mae'n bosibl, mewn rhai achosion, na fydd y ffigurau'n adio i'r cyfansymiau a roddwyd oherwydd talgrynnu.

Tabl 1

Ffynhonnell: MDB 2001/02
Cynnwys: Pob cofrestriad.

Tablau 2 i 5 a Siartiau 1-4

Ffynhonnell: MDB 2001/02
Cynnwys: Cofrestriadau cyllidadwy.

Tablau 6 a 7

Ffynhonnell: MDB 2001/02
Cynnwys: Cofrestriadau ffranseis cyllidadwy ar gyfer pob modd a lefel astudio lle'r oedd trefniadau ffranseis.

Tabl 8

Ffynhonnell: MDB 2001/02
Cynnwys: Cofrestriadau HCA amser-llawn cyllidadwy.

Tablau 9a a 9b

Ffynhonnell: MDB 2001/02
Cynnwys: Gwerthoedd credyd cyllidadwy a addysgir amser-llawn a rhyngosod blwyddyn allan.

Tablau 9c a 9d

Ffynhonnell: MDB 2001/02
Cynnwys: Gwerthoedd credyd cyllidadwy a addysgir rhan-amser.

Tabl 10

Ffynhonnell: MDB 2001/02
Cynnwys: Gwerthoedd credyd cyllidadwy a addysgir rhan-amser addysg barhaus.

Tablau 11 a 12

Ffynhonnell: MDB 2001/02 a dyraniadau lleoedd/gwerthoedd credyd wedi'u cyllido 2001/02
Cynnwys: Cofrestriadau/gwerthoedd credyd cyllidadwy a lleoedd/gwerthoedd credyd wedi'u cyllido. Cyfrifwyd rhyngosod blwyddyn allan fel 0.5 CALI.

Tablau 13 a 14

Ffynhonnell: MDB 2000/01 a MDB 2001/02
Cynnwys: Cofrestriadau/gwerthoedd credyd cyllidadwy. Cyfrifwyd rhyngosod blwyddyn allan fel 0.5 amser llawn.

Tabl 15

Ffynhonnell: MDB 2000/01 a MDB 2001/02
Cynnwys: Gwerthoedd credyd ffranseis rhan-amser israddedig cyllidadwy.

Tablau yn Atodiad 2

Tabl A1a

Ffynhonnell: MDB 2001/02
Cynnwys: Pob cofrestriad amser-llawn.

Tabl A1b

Ffynhonnell: MDB 2001/02
Cynnwys: Pob gwerth credyd amser-llawn.

Tabl A2a

Ffynhonnell: MDB 2001/02
Cynnwys: Pob cofrestriad rhyngosod blwyddyn allan.

Tabl A2b

Ffynhonnell: MDB 2001/02
Cynnwys: Pob gwerth credyd rhyngosod blwyddyn allan.

Tabl A3a

Ffynhonnell: MDB 2001/02
Cynnwys: Pob cofrestriad rhan-amser ac eithrio israddedigion ar gyrsiau ffranseis.

Tabl A3b

Ffynhonnell: MDB 2001/02
Cynnwys: Pob gwerth credyd rhan-amser ac eithrio israddedigion ar gyrsiau ffranseis.

Tabl A4a

Ffynhonnell: MDB 2001/02
Cynnwys: Pob cofrestriad ffranseis israddedig rhan-amser.

Tabl A4b

Ffynhonnell: MDB 2001/02
Cynnwys: Pob gwerth credyd ffranseis israddedig rhan-amser.

Tabl A5a

Ffynhonnell: MDB 2001/02
Cynnwys: Pob cofrestriad.

Tabl A5b

Ffynhonnell: MDB 2001/02
Cynnwys: Pob gwerth credyd.

Tabl A6a

Ffynhonnell: MDB 2001/02
Cynnwys: Cofrestriadau cyllidadwy.

Tabl A6b

Ffynhonnell: MDB 2001/02
Cynnwys: Gwerthoedd credyd cyllidadwy.

Tabl A7

Ffynhonnell: Atodlen Flynyddol 2001/02 (W01/85HE) pob sefydliad.
Cynnwys: Lleoedd/gwerthoedd credyd wedi'u cyllido.

Tabl B1a

Ffynhonnell: MDB 2001/02
Cynnwys: Cofrestriadau cyllidadwy. Cyfrifwyd rhyngosod blwyddyn allan fel 0.5 CALI.

Tabl B1b

Ffynhonnell: MDB 2001/02
Cynnwys: Gwerthoedd credyd cyllidadwy. Cyfrifwyd rhyngosod blwyddyn allan fel 60 gwerth credyd.

Tabl B2a

Ffynhonnell: MDB 2001/02
Cynnwys: Cofrestriadau israddedig cyllidadwy. Cyfrifwyd rhyngosod blwyddyn allan fel 0.5 CALI.

Tabl B2b

Ffynhonnell: MDB 2001/02
Cynnwys: Gwerthoedd credyd israddedig cyllidadwy. Cyfrifwyd rhyngosod blwyddyn allan fel 60 gwerth credyd.

Tabl B3a

Ffynhonnell: MDB 2001/02
Cynnwys: Cofrestriadau ôl-radd a addysgir cyllidadwy.

Tabl B3b

Ffynhonnell: MDB 2001/02
Cynnwys: Gwerthoedd credyd ôl-radd a addysgir cyllidadwy.

Tabl B4

Ffynhonnell: MDB 2001/02
Cynnwys: Cofrestriadau ymchwil ôl-radd cyllidadwy.

Tablau C1 - C11b

Ffynhonnell: MDB 2001/02
Cynnwys: Cofrestriadau cyllidadwy.

Tabl D

Ffynhonnell: MDB 2001/02
Cynnwys: Pob cofrestriad a gwerth credyd ffranseis.

Tabl E

Ffynhonnell: MDB 2000/01 a MDB 2001/02
Cynnwys: Cofrestriadau/gwerthoedd credyd cyllidadwy. Cyfrifwyd rhngosod blwyddyn allan fel 0.5 CALI.

Tabl F

Ffynhonnell: MDB 2001/02
Cynnwys: Cofrestriadau/gwerthoedd credyd cyllidadwy yn gysylltiedig â darpariaeth ail ran y Cynllun AU mewn AB.

Byrfoddau

ALI	Amser-llawn
RhBA	Rhngosod blwyddyn allan
RhA	Rhan-amser
Ff	Cytundeb ffranseis (israddedig rhan-amser)
ABBff	Addysg Barhaus Brif Ffrwd
IR	Israddedig
ORA	Ôl-radd a addysgir
YOR	Ymchwil ôl-radd
CPA	Categori pwnc academiaidd
CALI	Cyferth ag amser llawn
SAC	Status athro cymwysedig
HCA	Hyfforddiant cychwynnol athrawon (SAC)

TABLAU A SIARTIAU'N YMWNEUD Â'R SEFYDLIADAU

Tabl A1a:	Cofrestriadau Amser-llawn yn ôl Lefel Astudio a Chategori Cyllido 2001/02
Tabl A1b:	Gwerthoedd Credyd Amser-llawn yn ôl Lefel Astudio a Chategori Cyllido 2001/02
Tabl A2a:	Cofrestriadau Rhyngosod Blwyddyn Allan yn ôl Lefel Astudio a Chategori Cyllido 2001/02
Tabl A2b:	Gwerthoedd Credyd Rhyngosod Blwyddyn Allan yn ôl Lefel Astudio a Chategori Cyllido 2001/02
Tabl A3a:	Cofrestriadau Rhan-amser (heb gynnwys Ffranseis Israddedig) yn ôl Lefel Astudio a Chategori Cyllido 2001/02
Tabl A3b:	Gwerthoedd Credyd Rhan-amser (heb gynnwys Ffranseis Israddedig) yn ôl Lefel Astudio a Chategori Cyllido 2001/02
Tabl A4a:	Cofrestriadau Ffranseis Israddedig Rhan-amser yn ôl Categori Cyllido 2001/02
Tabl A4b:	Gwerthoedd Credyd Ffranseis Israddedig Rhan-amser yn ôl Categori Cyllido 2001/02
Tabl A5a:	Pob Cofrestriad yn ôl Modd Astudio a Lefel Astudio 2001/02
Tabl A5b:	Pob Gwerth Credyd yn ôl Modd Astudio a Lefel Astudio 2001/02
Tabl A6a:	Cofrestriadau Cyllidadwy yn ôl Modd Astudio a Lefel Astudio 2001/02
Tabl A6b:	Gwerthoedd Credyd Cyllidadwy yn ôl Modd Astudio a Lefel Astudio 2001/02
Tabl A7:	Lleoedd/Gwerthoedd Credyd wedi'u Cyllido yn ôl Modd Astudio a Lefel Astudio 2001/02
Tabl B1a:	Cofrestriadau Cyllidadwy yn ôl CPA ar gyfer Pob Sefydliad 2001/02
Tabl B1b:	Gwerthoedd Credyd Cyllidadwy yn ôl CPA ar gyfer Pob Sefydliad 2001/02
Tabl B2a:	Cofrestriadau Cyllidadwy yn ôl CPA ar gyfer Pob Sefydliad 2001/02: Israddedigion
Tabl B2b:	Gwerthoedd Credyd Cyllidadwy yn ôl CPA ar gyfer Pob Sefydliad 2001/02: Israddedigion
Tabl B3a:	Cofrestriadau Cyllidadwy yn ôl CPA ar gyfer Pob Sefydliad 2001/02: Ôl-radd a Addysgir
Tabl B3b:	Gwerthoedd Credyd Cyllidadwy yn ôl CPA ar gyfer Pob Sefydliad 2001/02: Ôl-radd a Addysgir
Tabl B4:	Cofrestriadau Cyllidadwy yn ôl CPA ar gyfer Pob Sefydliad 2001/02: Ymchwil Ôl-radd
Tabl C1-C11b:	Nifer y Cofrestriadau Cartref a CE Cyllidadwy yn 2001/02 ar gyfer pob CPA
Tabl D:	Pob Cwrs Addysg Uwch Ffranseis yn 2001/02 yn ôl Ffranseisiwr
Tabl E:	Cynnydd mewn Cofrestriadau a Gwerthoedd Credyd Cyllidadwy 2000/01 i 2001/02 o fewn Celloedd Cyllido yn ôl Sefydliad
Tabl F:	Cofrestriadau/Gwerthoedd Credyd o dan Ail Ran y Cynllun AU mewn AB 2001/02

Tabl A1a

Cofrestrïadau Amser-llawn yn ôl Lefel Astudio a Chategori Cyllido 2001/02

Sefydliad	Lefel Astudio	Categori Cyllido				
		Cartref a CE Cyllidawy	Cartref a CE Anghyllidawy	Ynys	Tramor	Cyfanswm
Prifysgol Morgannwg	IR Gradd	5,951	435	8	230	6,624
	IR Nid Gradd	1,393	597	2	52	2,044
	ORA	340	37	0	157	534
	YOR	118	2	0	21	141
Prifysgol Cymru, Aberystwyth	IR Gradd	5,319	0	12	78	5,409
	IR Nid Gradd	156	0	0	0	156
	ORA	540	0	1	94	635
	YOR	181	0	2	44	227
Prifysgol Cymru, Bangor	IR Gradd	4,201	264	6	61	4,532
	IR Nid Gradd	94	595	0	0	689
	ORA	609	0	0	50	659
	YOR	179	21	1	55	256
Prifysgol Caerdydd	IR Gradd	11,016	0	37	693	11,746
	IR Nid Gradd	0	0	0	0	0
	ORA	1,058	0	0	651	1,709
	YOR	588	0	0	193	781
Prifysgol Cymru, Llanbedr Pont Steffan	IR Gradd	762	0	1	8	771
	IR Nid Gradd	19	0	0	0	34
	ORA	97	0	0	10	107
	YOR	19	2	0	28	49
Prifysgol Cymru Abertawe	IR Gradd	5,562	248	7	251	6,068
	IR Nid Gradd	68	641	0	51	760
	ORA	696	0	1	71	768
	YOR	290	88	1	83	462
Coleg Meddygaeth Prifysgol Cymru	IR Gradd	797	634	9	68	1,508
	IR Nid Gradd	0	644	0	0	644
	ORA	11	17	0	53	81
	YOR	79	1	0	15	95
Athrofa Prifysgol Cymru, Caerdydd	IR Gradd	4,106	232	9	116	4,463
	IR Nid Gradd	834	0	1	27	862
	ORA	412	36	0	83	531
	YOR	1	13	0	17	31
Coleg Prifysgol Cymru, Casnewydd	IR Gradd	2,233	0	0	43	2,276
	IR Nid Gradd	165	0	0	5	170
	ORA	124	6	0	45	175
	YOR	22	9	0	15	46
Athrofa Gogledd-ddwyrain Cymru	IR Gradd	1,750	100	6	18	1,874
	IR Nid Gradd	333	187	0	11	531
	ORA	3	0	0	0	3
	YOR	14	10	0	3	27
Athrofa Addysg Uwch Abertawe	IR Gradd	2,078	0	0	15	2,093
	IR Nid Gradd	818	0	1	5	824
	ORA	113	0	0	11	124
	YOR	0	0	0	1	1
Coleg y Drindod Caerfyrddin	IR Gradd	980	0	0	2	982
	IR Nid Gradd	0	0	0	0	0
	ORA	146	0	0	1	147
	YOR	0	0	0	0	0
Coleg Brenhinol Cerdd a Drama Cymru	IR Gradd	397	0	0	12	409
	IR Nid Gradd	35	0	0	0	35
	ORA	52	0	0	7	59
	YOR	0	0	0	0	0
Coleg Pen-y-bont ar Ogwr	IR Gradd	0	0	0	0	0
	IR Nid Gradd	33	0	0	0	33
	ORA	0	0	0	0	0
	IR Gradd	0	0	0	0	0
Coleg Sir Gâr	IR Gradd	45	0	0	0	45
	IR Nid Gradd	237	0	0	2	239
	ORA	0	0	0	0	0
	YOR	0	0	0	0	0
Coleg Gwent	IR Gradd	0	0	0	0	0
	IR Nid Gradd	0	0	0	0	0
	ORA	0	0	0	0	0
	YOR	0	0	0	0	0
Coleg Llandrillo	IR Gradd	19	0	0	0	19
	IR Nid Gradd	157	0	0	0	157
	ORA	0	0	0	0	0
	YOR	0	0	0	0	0
Coleg Menai	IR Gradd	0	0	0	0	0
	IR Nid Gradd	13	0	0	0	13
	ORA	0	0	0	0	0
	YOR	0	0	0	0	0
Coleg Castell-nedd Port Talbot	IR Gradd	0	0	0	0	0
	IR Nid Gradd	19	0	0	0	19
	ORA	0	0	0	0	0
	YOR	0	0	0	0	0
Coleg Sir Benfro	IR Gradd	0	0	0	0	0
	IR Nid Gradd	0	0	0	0	0
	ORA	0	0	0	0	0
	YOR	0	0	0	0	0
Coleg Pontypridd	IR Gradd	0	0	0	0	0
	IR Nid Gradd	74	0	0	0	74
	ORA	0	0	0	0	0
	YOR	0	0	0	0	0
Coleg Abertawe	IR Gradd	0	0	0	0	0
	IR Nid Gradd	22	0	0	0	22
	ORA	0	0	0	0	0
	YOR	0	0	0	0	0
Cyfanswm	IR Gradd	45,213	1,913	95	1,595	48,816
	IR Nid Gradd	4,468	2,664	4	168	7,304
	ORA	4,198	96	2	1,233	5,529
	YOR	1,491	146	4	475	2,116
Cyfanswm	55,369	4,819	105	3,471	63,764	

Tabl A1b

Gwerthoedd Credyd Amser-llawn yn ôl Lefel Astudio a Chategori Cyllido 2001/02

Sefydliad	Lefel Astudio	Categori Cyllido				
		Cartref a CE Cyllidawdy	Cartref a CE Anghyllidawdy	Ynys	Tramor	Cyfanswm
Prifysgol Morgannwg	IR Gradd	686,440	39,234	960	24,450	751,084
	IR Nid Gradd	158,101	42,360	240	5,475	206,176
	ORA	42,354	3,563	0	19,856	65,773
Prifysgol Cymru, Aberystwyth	IR Gradd	632,960	0	1,560	9,450	643,970
	IR Nid Gradd	18,600	0	0	0	18,600
	ORA	74,360	0	140	15,590	90,090
Prifysgol Cymru, Bangor	IR Gradd	504,706	31,680	720	7,320	544,426
	IR Nid Gradd	11,280	71,400	0	0	82,680
	ORA	72,360	0	0	6,000	78,360
Prifysgol Caerdydd	IR Gradd	1,313,250	0	4,340	84,100	1,401,690
	IR Nid Gradd	0	0	0	0	0
	ORA	170,340	0	0	113,940	284,280
Prifysgol Cymru, Llanbedr Pont Steffan	IR Gradd	90,640	120	120	890	91,770
	IR Nid Gradd	2,320	0	0	1,810	4,130
	ORA	8,800	0	0	990	9,790
Prifysgol Cymru Abertawe	IR Gradd	662,833	30,180	841	30,131	723,985
	IR Nid Gradd	8,100	58,555	0	6,120	72,775
	ORA	94,548	0	180	11,456	106,184
Coleg Meddygaeth Prifysgol Cymru	IR Gradd	94,560	74,610	1,080	8,160	178,410
	IR Nid Gradd	0	77,280	0	0	77,280
	ORA	1,980	2,340	0	8,340	12,660
Athrofa Prifysgol Cymru, Caerdydd	IR Gradd	490,342	28,050	1,080	14,106	533,578
	IR Nid Gradd	100,301	0	104	3,132	103,537
	ORA	51,030	2,700	0	11,080	64,810
Coleg Prifysgol Cymru, Casnewydd	IR Gradd	266,168	0	0	4,890	271,058
	IR Nid Gradd	18,697	0	0	460	19,157
	ORA	15,715	660	0	5,770	22,145
Athrofa Gogledd-ddwyrain Cymru	IR Gradd	210,000	12,000	660	2,160	224,820
	IR Nid Gradd	39,960	22,440	0	1,320	63,720
	ORA	360	0	0	0	360
Athrofa Addysg Uwch Abertawe	IR Gradd	247,848	108	0	1,800	249,756
	IR Nid Gradd	96,870	0	378	451	97,699
	ORA	15,716	0	0	1,584	17,300
Coleg y Drindod Caerfyrddin	IR Gradd	118,105	0	0	0	118,105
	IR Nid Gradd	0	0	0	0	0
	ORA	17,520	0	0	0	17,520
Coleg Brenhinol Cerdd a Drama Cymru	IR Gradd	47,575	0	0	1,440	49,015
	IR Nid Gradd	4,200	0	0	0	4,200
	ORA	5,910	0	0	820	6,730
Coleg Pen-y-bont ar Ogwr	IR Gradd	0	0	0	0	0
	IR Nid Gradd	3,696	0	0	0	3,696
	ORA	0	0	0	0	0
Coleg Sir Gâr	IR Gradd	6,300	0	0	0	6,300
	IR Nid Gradd	27,747	0	0	240	27,987
	ORA	0	0	0	0	0
Coleg Gwent	IR Gradd	0	0	0	0	0
	IR Nid Gradd	0	0	0	0	0
	ORA	0	0	0	0	0
Coleg Llandrillo	IR Gradd	2,232	0	0	0	2,232
	IR Nid Gradd	18,889	0	0	0	18,889
	ORA	0	0	0	0	0
Coleg Menai	IR Gradd	0	0	0	0	0
	IR Nid Gradd	1,950	0	0	0	1,950
	ORA	0	0	0	0	0
Coleg Castell-nedd Port Talbot	IR Gradd	0	0	0	0	0
	IR Nid Gradd	2,220	0	0	0	2,220
	ORA	0	0	0	0	0
Coleg Sir Benfro	IR Gradd	0	0	0	0	0
	IR Nid Gradd	0	0	0	0	0
	ORA	0	0	0	0	0
Coleg Pontypridd	IR Gradd	0	0	0	0	0
	IR Nid Gradd	8,280	0	0	0	8,280
	ORA	0	0	0	0	0
Coleg Abertawe	IR Gradd	0	0	0	0	0
	IR Nid Gradd	2,640	0	0	0	2,640
	ORA	0	0	0	0	0
Cyfanswm	IR Gradd	5,373,959	215,982	11,361	188,897	5,790,199
	IR Nid Gradd	523,851	272,035	722	19,008	815,616
	ORA	570,993	9,263	320	195,426	776,002
	Cyfanswm	6,468,803	497,280	12,403	403,331	7,381,817

Tabl A2a

Cofrestrïadau Rhyngosod Blwyddyn Allan yn ôl Lefel Astudio a Chategori Cyllido 2001/02

Sefydliad	Lefel Astudio	Categori Cyllido				
		Cartref a CE Cyllidawdy	Cartref a CE Anghyllidawdy	Ynys	Tramor	Cyfanswm
Prifysgol Morgannwg	IR Gradd	206	0	0	4	210
	IR Nid Gradd	0	0	0	0	0
	ORA	0	0	0	0	0
	YOR	0	0	0	0	0
Prifysgol Cymru, Aberystwyth	IR Gradd	90	0	0	0	90
	IR Nid Gradd	43	0	0	0	43
	ORA	0	0	0	0	0
	YOR	0	0	0	0	0
Prifysgol Cymru, Bangor	IR Gradd	46	0	0	0	46
	IR Nid Gradd	0	0	0	0	0
	ORA	0	0	0	0	0
	YOR	0	0	0	0	0
Prifysgol Caerdydd	IR Gradd	277	0	0	13	290
	IR Nid Gradd	0	0	0	0	0
	ORA	0	0	0	0	0
	YOR	0	0	0	0	0
Prifysgol Cymru, Llanbedr Pont Steffan	IR Gradd	0	0	0	0	0
	IR Nid Gradd	0	0	0	0	0
	ORA	0	0	0	0	0
	YOR	0	0	0	0	0
Prifysgol Cymru Abertawe	IR Gradd	92	0	0	1	93
	IR Nid Gradd	0	0	0	0	0
	ORA	0	0	0	0	0
	YOR	0	0	0	0	0
Coleg Meddygaeth Prifysgol Cymru	IR Gradd	0	0	0	0	0
	IR Nid Gradd	0	0	0	0	0
	ORA	0	0	0	0	0
	YOR	0	0	0	0	0
Athrofa Prifysgol Cymru, Caerdydd	IR Gradd	81	27	0	2	110
	IR Nid Gradd	0	0	0	0	0
	ORA	0	0	0	0	0
	YOR	0	0	0	0	0
Coleg Prifysgol Cymru, Casnewydd	IR Gradd	0	0	0	0	0
	IR Nid Gradd	0	0	0	0	0
	ORA	0	0	0	0	0
	YOR	0	0	0	0	0
Athrofa Gogledd-ddwyrain Cymru	IR Gradd	0	0	0	0	0
	IR Nid Gradd	0	0	0	0	0
	ORA	0	0	0	0	0
	YOR	0	0	0	0	0
Athrofa Addysg Uwch Abertawe	IR Gradd	15	0	0	0	15
	IR Nid Gradd	0	0	0	0	0
	ORA	0	0	0	0	0
	YOR	0	0	0	0	0
Coleg y Drindod Caerlyrddin	IR Gradd	0	0	0	0	0
	IR Nid Gradd	0	0	0	0	0
	ORA	0	0	0	0	0
	YOR	0	0	0	0	0
Coleg Brenhinol Cerdd a Drama Cymru	IR Gradd	0	0	0	0	0
	IR Nid Gradd	0	0	0	0	0
	ORA	0	0	0	0	0
	YOR	0	0	0	0	0
Coleg Pen-y-bont ar Ogwr	IR Gradd	0	0	0	0	0
	IR Nid Gradd	0	0	0	0	0
	ORA	0	0	0	0	0
	YOR	0	0	0	0	0
Coleg Sir Gâr	IR Gradd	0	0	0	0	0
	IR Nid Gradd	0	0	0	0	0
	ORA	0	0	0	0	0
	YOR	0	0	0	0	0
Coleg Gwent	IR Gradd	0	0	0	0	0
	IR Nid Gradd	0	0	0	0	0
	ORA	0	0	0	0	0
	YOR	0	0	0	0	0
Coleg Llandrillo	IR Gradd	0	0	0	0	0
	IR Nid Gradd	0	0	0	0	0
	ORA	0	0	0	0	0
	YOR	0	0	0	0	0
Coleg Menai	IR Gradd	0	0	0	0	0
	IR Nid Gradd	0	0	0	0	0
	ORA	0	0	0	0	0
	YOR	0	0	0	0	0
Coleg Castell-nedd Port Talbot	IR Gradd	0	0	0	0	0
	IR Nid Gradd	0	0	0	0	0
	ORA	0	0	0	0	0
	YOR	0	0	0	0	0
Coleg Sir Benfro	IR Gradd	0	0	0	0	0
	IR Nid Gradd	0	0	0	0	0
	ORA	0	0	0	0	0
	YOR	0	0	0	0	0
Coleg Pontypridd	IR Gradd	0	0	0	0	0
	IR Nid Gradd	0	0	0	0	0
	ORA	0	0	0	0	0
	YOR	0	0	0	0	0
Coleg Abertawe	IR Gradd	0	0	0	0	0
	IR Nid Gradd	0	0	0	0	0
	ORA	0	0	0	0	0
	YOR	0	0	0	0	0
Cyfanswm	IR Gradd	807	27	0	20	854
	IR Nid Gradd	43	0	0	0	43
	ORA	0	0	0	0	0
	YOR	0	0	0	0	0
	Cyfanswm	850	27	0	20	897

Tabl A2b

Gwerthoedd Credyd Rhyngosod Blwyddyn Allan yn ôl Lefel Astudio a Chategori Cyllido 2001/02

Sefydliad	Lefel Astudio	Categori Cyllido				
		Cartref a CE Cyllidadwy	Cartref a CE Anghyllidadwy	Ynys	Tramor	Cyfanswm
Prifysgol Morgannwg	IR Gradd	12,360	0	0	240	12,600
	IR Nid Gradd	0	0	0	0	0
	ORA	0	0	0	0	0
Prifysgol Cymru, Aberystwyth	IR Gradd	5,400	0	0	0	5,400
	IR Nid Gradd	2,580	0	0	0	2,580
	ORA	0	0	0	0	0
Prifysgol Cymru, Bangor	IR Gradd	2,760	0	0	0	2,760
	IR Nid Gradd	0	0	0	0	0
	ORA	0	0	0	0	0
Prifysgol Caerdydd	IR Gradd	16,620	0	0	780	17,400
	IR Nid Gradd	0	0	0	0	0
	ORA	0	0	0	0	0
Prifysgol Cymru, Llanbedr Pont Steffan	IR Gradd	0	0	0	0	0
	IR Nid Gradd	0	0	0	0	0
	ORA	0	0	0	0	0
Prifysgol Cymru Abertawe	IR Gradd	5,520	0	0	60	5,580
	IR Nid Gradd	0	0	0	0	0
	ORA	0	0	0	0	0
Coleg Meddygaeth Prifysgol Cymru	IR Gradd	0	0	0	0	0
	IR Nid Gradd	0	0	0	0	0
	ORA	0	0	0	0	0
Athrofa Prifysgol Cymru, Caerdydd	IR Gradd	4,860	1,620	0	120	6,600
	IR Nid Gradd	0	0	0	0	0
	ORA	0	0	0	0	0
Coleg Prifysgol Cymru, Casnewydd	IR Gradd	0	0	0	0	0
	IR Nid Gradd	0	0	0	0	0
	ORA	0	0	0	0	0
Athrofa Gogledd-ddwyrain Cymru	IR Gradd	0	0	0	0	0
	IR Nid Gradd	0	0	0	0	0
	ORA	0	0	0	0	0
Athrofa Addysg Uwch Abertawe	IR Gradd	900	0	0	0	900
	IR Nid Gradd	0	0	0	0	0
	ORA	0	0	0	0	0
Coleg y Drindod Caerfyrddin	IR Gradd	0	0	0	0	0
	IR Nid Gradd	0	0	0	0	0
	ORA	0	0	0	0	0
Coleg Brenhinol Cerdd a Drama Cymru	IR Gradd	0	0	0	0	0
	IR Nid Gradd	0	0	0	0	0
	ORA	0	0	0	0	0
Coleg Pen-y-bont ar Ogwr	IR Gradd	0	0	0	0	0
	IR Nid Gradd	0	0	0	0	0
	ORA	0	0	0	0	0
Coleg Sir Gâr	IR Gradd	0	0	0	0	0
	IR Nid Gradd	0	0	0	0	0
	ORA	0	0	0	0	0
Coleg Gwent	IR Gradd	0	0	0	0	0
	IR Nid Gradd	0	0	0	0	0
	ORA	0	0	0	0	0
Coleg Llandrillo	IR Gradd	0	0	0	0	0
	IR Nid Gradd	0	0	0	0	0
	ORA	0	0	0	0	0
Coleg Menai	IR Gradd	0	0	0	0	0
	IR Nid Gradd	0	0	0	0	0
	ORA	0	0	0	0	0
Coleg Castell-nedd Port Talbot	IR Gradd	0	0	0	0	0
	IR Nid Gradd	0	0	0	0	0
	ORA	0	0	0	0	0
Coleg Sir Benfro	IR Gradd	0	0	0	0	0
	IR Nid Gradd	0	0	0	0	0
	ORA	0	0	0	0	0
Coleg Pontypridd	IR Gradd	0	0	0	0	0
	IR Nid Gradd	0	0	0	0	0
	ORA	0	0	0	0	0
Coleg Abertawe	IR Gradd	0	0	0	0	0
	IR Nid Gradd	0	0	0	0	0
	ORA	0	0	0	0	0
Cyfanswm	IR Gradd	48,420	1,620	0	1,200	51,240
	IR Nid Gradd	2,580	0	0	0	2,580
	ORA	0	0	0	0	0
	Cyfanswm	51,000	1,620	0	1,200	53,820

Tabl A3a

Cofrestrïadau Rhan-amser (heb gynnwys Ffranseis Israddedig) yn ôl Lefel Astudio a Chategori Cyllido 2001/02

Sefydliad	Lefel Astudio	Categori Cyllido				Cyfanswm
		Cartref a CE Cyllidawdy	Cartref a CE Anghyllidawdy	Ynys	Tramor	
Prifysgol Morgannwg	IR Gradd	3,544	288	0	81	3,913
	ORA Traethawd	128	0	0	0	128
	ORA Eraill	1,978	94	0	193	2,265
	YOR	149	4	1	29	183
Prifysgol Cymru, Aberystwyth	IR Gradd	2,602	0	0	44	2,646
	ORA Traethawd	0	0	0	0	0
	ORA Eraill	630	0	0	163	793
	YOR	29	0	0	15	44
Prifysgol Cymru, Bangor	IR Gradd	2,180	78	0	4	2,262
	ORA Traethawd	0	0	0	0	0
	ORA Eraill	680	0	0	72	752
	YOR	102	2	0	11	115
Prifysgol Caerdydd	IR Gradd	3,254	0	0	13	3,267
	ORA Traethawd	0	0	0	0	0
	ORA Eraill	1,096	0	0	413	1,509
	YOR	157	0	0	66	223
Prifysgol Cymru, Llanbedr Pont Steffan	IR Gradd	1,111	0	4	9	1,124
	ORA Traethawd	40	0	0	1	41
	ORA Eraill	217	0	2	23	242
	YOR	80	9	0	88	177
Prifysgol Cymru Abertawe	IR Gradd	1,528	543	0	5	2,076
	ORA Traethawd	0	0	0	0	0
	ORA Eraill	730	0	1	68	799
	YOR	167	49	1	16	233
Coleg Meddygaeth Prifysgol Cymru	IR Gradd	70	207	0	0	277
	ORA Traethawd	0	0	0	0	0
	ORA Eraill	199	755	1	73	1,028
	YOR	68	4	0	14	86
Athrofa Prifysgol Cymru, Caerdydd	IR Gradd	1,017	3	0	1	1,021
	ORA Traethawd	33	0	0	29	62
	ORA Eraill	454	0	0	4	458
	YOR	4	53	0	2	59
Coleg Prifysgol Cymru, Casnewydd	IR Gradd	2,407	0	0	11	2,418
	ORA Traethawd	32	5	0	41	78
	ORA Eraill	858	68	0	10	936
	YOR	2	7	0	0	9
Athrofa Gogledd-ddwyrain Cymru	IR Gradd	2,308	30	0	2	2,340
	ORA Traethawd	0	0	0	0	0
	ORA Eraill	341	28	0	0	369
	YOR	2	3	0	0	5
Athrofa Addysg Uwch Abertawe	IR Gradd	1,090	0	0	5	1,095
	ORA Traethawd	0	0	0	0	0
	ORA Eraill	534	48	0	1	583
	YOR	2	24	0	1	27
Coleg y Drindod Caerfyrddain	IR Gradd	1,314	0	0	58	1,372
	ORA Traethawd	0	0	0	0	0
	ORA Eraill	150	0	0	0	150
	YOR	0	4	0	0	4
Coleg Brenhinol Cerdd a Drama Cymru	IR Gradd	17	0	0	1	18
	ORA Traethawd	0	0	0	0	0
	ORA Eraill	32	0	0	4	36
	YOR	0	0	0	0	0
Coleg Pen-y-Bont ar Ogwr	IR Gradd	18	0	0	0	18
	ORA Traethawd	0	0	0	0	0
	ORA Eraill	0	0	0	0	0
	YOR	0	0	0	0	0
Coleg Sir Gâr	IR Gradd	187	0	0	0	187
	ORA Traethawd	0	0	0	0	0
	ORA Eraill	0	0	0	0	0
	YOR	0	0	0	0	0
Coleg Gwent	IR Gradd	36	0	0	0	36
	ORA Traethawd	0	0	0	0	0
	ORA Eraill	0	0	0	0	0
	YOR	0	0	0	0	0
Coleg Llandrillo	IR Gradd	354	0	0	0	354
	ORA Traethawd	0	0	0	0	0
	ORA Eraill	0	0	0	0	0
	YOR	0	0	0	0	0
Coleg Menai	IR Gradd	28	4	28	0	60
	ORA Traethawd	0	0	0	0	0
	ORA Eraill	0	0	0	0	0
	YOR	0	0	0	0	0
Coleg Castell-nedd Port Talbot	IR Gradd	27	0	0	0	27
	ORA Traethawd	0	0	0	0	0
	ORA Eraill	0	0	0	0	0
	YOR	0	0	0	0	0
Coleg Sir Benfro	IR Gradd	4	0	0	0	4
	ORA Traethawd	0	0	0	0	0
	ORA Eraill	0	0	0	0	0
	YOR	0	0	0	0	0
Coleg Pontypridd	IR Gradd	48	0	0	0	48
	ORA Traethawd	0	0	0	0	0
	ORA Eraill	0	0	0	0	0
	YOR	0	0	0	0	0
Coleg Abertawe	IR Gradd	13	0	0	0	13
	ORA Traethawd	0	0	0	0	0
	ORA Eraill	0	0	0	0	0
	YOR	0	0	0	0	0
Cyfanswm	IR Gradd	23,157	1,153	32	234	24,576
	ORA Traethawd	233	5	0	71	309
	ORA Eraill	7,899	993	4	1,024	9,920
	YOR	762	159	2	242	1,165
	Cyfanswm	32,051	2,310	38	1,571	35,970

Tabl A3b

Gwerthoedd Credyd Rhan-Amser (heb gynnwys Ffranseis Israddedig) yn ôl Lefel Astudio a Chategori Cyllido 2001/02

Sefydliad	Lefel Astudio	Categori Cyllido				
		Cartref a CE Cyllidadwy	Cartref a CE Anghyllidadwy	Ynys	Tramor	Cyfanswm
Prifysgol Morgannwg	IR Gradd	107,496	6,866	0	1,908	116,270
	ORA Traethawd	7,680	0	0	0	7,680
	ORA Eraill	105,153	6,087	0	15,495	126,735
Prifysgol Cymru, Aberystwyth	IR Gradd	54,580	0	0	1,840	56,420
	ORA Traethawd	0	0	0	0	0
	ORA Eraill	34,955	0	0	11,720	46,675
Prifysgol Cymru, Bangor	IR Gradd	50,635	1,400	0	240	52,275
	ORA Traethawd	0	0	0	0	0
	ORA Eraill	40,050	0	0	4,680	44,730
Prifysgol Caerdydd	IR Gradd	65,270	0	0	870	66,140
	ORA Traethawd	0	0	0	0	0
	ORA Eraill	78,390	0	0	27,180	105,570
Prifysgol Cymru, Llanbedr Pont Steffan	IR Gradd	52,480	0	160	440	53,080
	ORA Traethawd	2,400	0	0	0	2,400
	ORA Eraill	13,260	0	240	1,440	14,940
Prifysgol Cymru Abertawe	IR Gradd	53,485	21,720	0	125	75,330
	ORA Traethawd	0	0	0	0	0
	ORA Eraill	42,706	0	0	4,085	46,791
Coleg Meddygaeth Prifysgol Cymru	IR Gradd	4,200	11,340	0	0	15,540
	ORA Traethawd	0	0	0	0	0
	ORA Eraill	15,330	36,960	60	5,125	57,475
Athrofa Prifysgol Cymru, Caerdydd	IR Gradd	64,182	168	0	39	64,389
	ORA Traethawd	1,980	0	0	1,740	3,720
	ORA Eraill	29,130	0	0	350	29,480
Coleg Prifysgol Cymru, Casnewydd	IR Gradd	149,451	0	0	160	149,611
	ORA Traethawd	1,590	240	0	1,800	3,630
	ORA Eraill	49,120	1,970	0	230	51,320
Athrofa Gogledd-ddwyrain Cymru	IR Gradd	112,627	1,240	0	120	113,987
	ORA Traethawd	0	0	0	0	0
	ORA Eraill	16,442	120	0	0	16,562
Athrofa Addysg Uwch Abertawe	IR Gradd	53,405	0	0	520	53,925
	ORA Traethawd	0	0	0	0	0
	ORA Eraill	24,405	1,290	0	0	25,695
Coleg y Drindod Caerfyrddin	IR Gradd	18,704	0	0	3,372	22,076
	ORA Traethawd	0	0	0	0	0
	ORA Eraill	8,450	0	0	0	8,450
Coleg Brenhinol Cerdd a Drama Cymru	IR Gradd	1,020	0	0	60	1,080
	ORA Traethawd	0	0	0	0	0
	ORA Eraill	1,840	0	0	180	2,020
Coleg Pen-y-Pont ar Ogwr	IR Gradd	1,020	0	0	0	1,020
	ORA Traethawd	0	0	0	0	0
	ORA Eraill	0	0	0	0	0
Coleg Sir Gâr	IR Gradd	11,657	0	0	0	11,657
	ORA Traethawd	0	0	0	0	0
	ORA Eraill	0	0	0	0	0
Coleg Gwent	IR Gradd	2,981	0	0	0	2,981
	ORA Traethawd	0	0	0	0	0
	ORA Eraill	0	0	0	0	0
Coleg Llandrillo	IR Gradd	18,610	0	0	0	18,610
	ORA Traethawd	0	0	0	0	0
	ORA Eraill	0	0	0	0	0
Coleg Menai	IR Gradd	2,100	300	0	0	2,400
	ORA Traethawd	0	0	0	0	0
	ORA Eraill	0	0	0	0	0
Coleg Castell-nedd Port Talbot	IR Gradd	1,964	0	0	0	1,964
	ORA Traethawd	0	0	0	0	0
	ORA Eraill	0	0	0	0	0
Coleg Sir Benfro	IR Gradd	288	0	0	0	288
	ORA Traethawd	0	0	0	0	0
	ORA Eraill	0	0	0	0	0
Coleg Pontypridd	IR Gradd	3,600	0	0	0	3,600
	ORA Traethawd	0	0	0	0	0
	ORA Eraill	0	0	0	0	0
Coleg Abertawe	IR Gradd	1,080	0	0	0	1,080
	ORA Traethawd	0	0	0	0	0
	ORA Eraill	0	0	0	0	0
Cyfanswm	IR Gradd	830,835	43,034	160	9,694	883,723
	ORA Traethawd	13,650	240	0	3,540	17,430
	ORA Eraill	459,231	46,427	300	70,485	576,443
	Cyfanswm	1,303,716	89,701	460	83,719	1,477,596

Tabl A4a

Cofrestrïadau Ffranseis Israddedig Rhan-amser yn ôl Categori Cyllido 2001/02

Sefydliad	Categori Cyllido				
	Cartref a CE Cyllidawdy	Cartref a CE Anghyllidawdy	Ynys	Tramor	Cyfanswm
Prifysgol Morgannwg	1,862	117	0	3	1,982
Prifysgol Cymru, Aberystwyth	34	0	0	0	34
Prifysgol Cymru, Bangor	50	0	0	0	50
Prifysgol Caerdydd	0	0	0	0	0
Prifysgol Cymru, Llanbedr Pont Steffan	18	0	0	0	18
Prifysgol Cymru Abertawe	29	0	0	0	29
Coleg Meddygaeth Prifysgol Cymru	0	0	0	0	0
Athrofa Prifysgol Cymru, Caerdydd	240	0	0	0	240
Coleg Prifysgol Cymru, Casnewydd	1,626	126	0	0	1,752
Athrofa Gogledd-ddwyrain Cymru	751	0	0	0	751
Athrofa Addysg Uwch Abertawe	0	0	0	0	0
Coleg y Drindod Caerfyrddin	0	0	0	0	0
Coleg Brenhinol Cerdd a Drama Cymru	0	0	0	0	0
Colegau Addysg Bellach	0	0	0	0	0
Cyfanswm	4,610	243	0	3	4,856

Tabl A4b

Gwerthoedd Credyd Ffranses Israddedig Rhan-amser yn ôl Categori Cyllido 2001/02

Sefydliad	Categori Cyllido				
	Cartref a CE Cyllidawdy	Cartref a CE Anghyllidawdy	Ynys	Tramor	Cyfanswm
Prifysgol Morgannwg	129,068	7,792	0	224	137,084
Prifysgol Cymru, Aberystwyth	2,710	0	0	0	2,710
Prifysgol Cymru, Bangor	3,750	0	0	0	3,750
Prifysgol Caerdydd	0	0	0	0	0
Prifysgol Cymru, Llanbedr Pont Steffan	1,230	0	0	0	1,230
Prifysgol Cymru Abertawe	2,175	0	0	0	2,175
Coleg Meddygaeth Prifysgol Cymru	0	0	0	0	0
Athrofa Prifysgol Cymru, Caerdydd	16,530	0	0	0	16,530
Coleg Prifysgol Cymru, Casnewydd	102,436	8,880	0	0	111,316
Athrofa Gogledd-ddwyrain Cymru	35,575	0	0	0	35,575
Athrofa Addysg Uwch Abertawe	0	0	0	0	0
Coleg y Drindod Caerfyrddin	0	0	0	0	0
Coleg Brenhinol Cerdd a Drama Cymru	0	0	0	0	0
Colegau Addysg Bellach	0	0	0	0	0
Cyfanswm	293,474	16,672	0	224	310,370

Tabl A5a

Pob Cofrestrriad yn ôl Modd Astudio a Lefel Astudio 2001/02

Sefydliad	Lefel Astudio	Amser-llawn	Rhyngosod Blwyddyn Allan	Rhan-amser (heb gynnwys IR Ff)	Ffranseis (IR Rhan-amser)	Cyfanswm
Prifysgol Morgannwg	IR Gradd	6,624	210	3,913	1,982	12,729
	IR Nid Gradd	2,044	0	0	0	2,044
	ORA	534	0	2,393	0	2,927
	YOR	141	0	183	0	324
Prifysgol Cymru, Aberystwyth	IR Gradd	5,409	90	2,646	34	8,179
	IR Nid Gradd	156	43	0	0	199
	ORA	635	0	793	0	1,428
	YOR	227	0	44	0	271
Prifysgol Cymru, Bangor	IR Gradd	4,532	46	2,262	50	6,890
	IR Nid Gradd	689	0	0	0	689
	ORA	659	0	752	0	1,411
	YOR	256	0	115	0	371
Prifysgol Caerdydd	IR Gradd	11,746	290	3,267	0	15,303
	IR Nid Gradd	0	0	0	0	0
	ORA	1,709	0	1,509	0	3,218
	YOR	781	0	223	0	1,004
Prifysgol Cymru, Llanbedr Pont Steffan	IR Gradd	771	0	1,124	18	1,913
	IR Nid Gradd	34	0	0	0	34
	ORA	107	0	283	0	390
	YOR	49	0	177	0	226
Prifysgol Cymru Abertawe	IR Gradd	6,068	93	2,076	29	8,266
	IR Nid Gradd	760	0	0	0	760
	ORA	768	0	799	0	1,567
	YOR	462	0	233	0	695
Coleg Meddygaeth Prifysgol Cymru	IR Gradd	1,508	0	277	0	1,785
	IR Nid Gradd	644	0	0	0	644
	ORA	81	0	1,028	0	1,109
	YOR	95	0	86	0	181
Athrofa Prifysgol Cymru, Caerdydd	IR Gradd	4,463	110	1,021	240	5,834
	IR Nid Gradd	862	0	0	0	862
	ORA	531	0	520	0	1,051
	YOR	31	0	59	0	90
Coleg Prifysgol Cymru, Casnewydd	IR Gradd	2,276	0	2,418	1,752	6,446
	IR Nid Gradd	170	0	0	0	170
	ORA	175	0	1,014	0	1,189
	YOR	46	0	9	0	55
Athrofa Gogledd-ddwyrain Cymru	IR Gradd	1,874	0	2,340	751	4,965
	IR Nid Gradd	531	0	0	0	531
	ORA	3	0	369	0	372
	YOR	27	0	5	0	32
Athrofa Addysg Uwch Abertawe	IR Gradd	2,093	15	1,095	0	3,203
	IR Nid Gradd	824	0	0	0	824
	ORA	124	0	583	0	707
	YOR	1	0	27	0	28
Coleg y Drindod Caerfyrddin	IR Gradd	982	0	1,372	0	2,354
	IR Nid Gradd	0	0	0	0	0
	ORA	147	0	150	0	297
	YOR	0	0	4	0	4
Coleg Brenhinol Cerdd a Drama Cymru	IR Gradd	409	0	18	0	427
	IR Nid Gradd	35	0	0	0	35
	ORA	59	0	36	0	95
	YOR	0	0	0	0	0
Coleg Pen-y-Bont ar Ogwr	IR Gradd	0	0	18	0	18
	IR Nid Gradd	33	0	0	0	33
	ORA	0	0	0	0	0
	YOR	0	0	0	0	0
Coleg Sir Gâr	IR Gradd	45	0	187	0	232
	IR Nid Gradd	239	0	0	0	239
	ORA	0	0	0	0	0
	YOR	0	0	0	0	0
Coleg Gwent	IR Gradd	0	0	36	0	36
	IR Nid Gradd	0	0	0	0	0
	ORA	0	0	0	0	0
	YOR	0	0	0	0	0
Coleg Llandrillo	IR Gradd	19	0	354	0	373
	IR Nid Gradd	157	0	0	0	157
	ORA	0	0	0	0	0
	YOR	0	0	0	0	0
Coleg Menai	IR Gradd	0	0	60	0	60
	IR Nid Gradd	13	0	0	0	13
	ORA	0	0	0	0	0
	YOR	0	0	0	0	0
Coleg Castell-nedd Port Talbot	IR Gradd	0	0	27	0	27
	IR Nid Gradd	19	0	0	0	19
	ORA	0	0	0	0	0
	YOR	0	0	0	0	0
Coleg Sir Benfro	IR Gradd	0	0	4	0	4
	IR Nid Gradd	0	0	0	0	0
	ORA	0	0	0	0	0
	YOR	0	0	0	0	0
Coleg Pontypridd	IR Gradd	0	0	48	0	48
	IR Nid Gradd	74	0	0	0	74
	ORA	0	0	0	0	0
	YOR	0	0	0	0	0
Coleg Abertawe	IR Gradd	0	0	13	0	13
	IR Nid Gradd	22	0	0	0	22
	ORA	0	0	0	0	0
	YOR	0	0	0	0	0
Cyfanswm	IR Gradd	48,816	854	24,576	4,856	79,102
	IR Nid Gradd	7,304	43	0	0	7,347
	ORA	5,529	0	10,229	0	15,758
	YOR	2,116	0	1,165	0	3,281
	Cyfanswm	63,764	897	35,970	4,856	105,487

Tabl A5b

Pob Gwerth Credyd yn ôl Modd Astudio a Lefel Astudio 2001/02

Sefydliad	Lefel Astudio	Amser-llawn	Rhyngosod Blwyddyn Allan	Rhan-amser (heb gynnwys IR Ff)	Ffranseis (IR Rhan-amser)	Cyfanswm
Prifysgol Morgannwg	IR Gradd	751,084	12,600	116,270	137,084	1,017,038
	IR Nid Gradd	206,176	0	0	0	206,176
	ORA	65,773	0	134,415	0	200,188
Prifysgol Cymru, Aberystwyth	IR Gradd	643,970	5,400	56,420	2,710	708,500
	IR Nid Gradd	18,600	2,580	0	0	21,180
	ORA	90,090	0	46,675	0	136,765
Prifysgol Cymru, Bangor	IR Gradd	544,426	2,760	52,275	3,750	603,211
	IR Nid Gradd	82,680	0	0	0	82,680
	ORA	78,360	0	44,730	0	123,090
Prifysgol Caerdydd	IR Gradd	1,401,690	17,400	66,140	0	1,485,230
	IR Nid Gradd	0	0	0	0	0
	ORA	284,280	0	105,570	0	389,850
Prifysgol Cymru, Llanbedr Pont Steffan	IR Gradd	91,770	0	53,080	1,230	146,080
	IR Nid Gradd	4,130	0	0	0	4,130
	ORA	9,790	0	17,340	0	27,130
Prifysgol Cymru Abertawe	IR Gradd	723,985	5,580	75,330	2,175	807,070
	IR Nid Gradd	72,775	0	0	0	72,775
	ORA	106,184	0	46,791	0	152,975
Coleg Meddygaeth Prifysgol Cymru	IR Gradd	178,410	0	15,540	0	193,950
	IR Nid Gradd	77,280	0	0	0	77,280
	ORA	12,660	0	57,475	0	70,135
Athrofa Prifysgol Cymru, Caerdydd	IR Gradd	533,578	6,600	64,389	16,530	621,097
	IR Nid Gradd	103,537	0	0	0	103,537
	ORA	64,810	0	33,200	0	98,010
Coleg Prifysgol Cymru, Casnewydd	IR Gradd	271,058	0	149,611	111,316	531,985
	IR Nid Gradd	19,157	0	0	0	19,157
	ORA	22,145	0	54,950	0	77,095
Athrofa Gogledd-ddwyrain Cymru	IR Gradd	224,820	0	113,987	35,575	374,382
	IR Nid Gradd	63,720	0	0	0	63,720
	ORA	360	0	16,562	0	16,922
Athrofa Addysg Uwch Abertawe	IR Gradd	249,756	900	53,925	0	304,581
	IR Nid Gradd	97,699	0	0	0	97,699
	ORA	17,300	0	25,695	0	42,995
Coleg y Drindod Caerfyrddin	IR Gradd	118,105	0	22,076	0	140,181
	IR Nid Gradd	0	0	0	0	0
	ORA	17,520	0	8,450	0	25,970
Coleg Brenhinol Cerdd a Drama Cymru	IR Gradd	49,015	0	1,080	0	50,095
	IR Nid Gradd	4,200	0	0	0	4,200
	ORA	6,730	0	2,020	0	8,750
Coleg Pen-y-Bont ar Ogwr	IR Gradd	0	0	1,020	0	1,020
	IR Nid Gradd	3,696	0	0	0	3,696
	ORA	0	0	0	0	0
Coleg Sir Gâr	IR Gradd	6,300	0	11,657	0	17,957
	IR Nid Gradd	27,987	0	0	0	27,987
	ORA	0	0	0	0	0
Coleg Gwent	IR Gradd	0	0	2,981	0	2,981
	IR Nid Gradd	0	0	0	0	0
	ORA	0	0	0	0	0
Coleg Llandrillo	IR Gradd	2,232	0	18,610	0	20,842
	IR Nid Gradd	18,889	0	0	0	18,889
	ORA	0	0	0	0	0
Coleg Menai	IR Gradd	0	0	2,400	0	2,400
	IR Nid Gradd	1,950	0	0	0	1,950
	ORA	0	0	0	0	0
Coleg Castell-nedd Port Talbot	IR Gradd	0	0	1,964	0	1,964
	IR Nid Gradd	2,220	0	0	0	2,220
	ORA	0	0	0	0	0
Coleg Sir Benfro	IR Gradd	0	0	288	0	288
	IR Nid Gradd	0	0	0	0	0
	ORA	0	0	0	0	0
Coleg Pontypridd	IR Gradd	0	0	3,600	0	3,600
	IR Nid Gradd	8,280	0	0	0	8,280
	ORA	0	0	0	0	0
Coleg Abertawe	IR Gradd	0	0	1,080	0	1,080
	IR Nid Gradd	2,640	0	0	0	2,640
	ORA	0	0	0	0	0
Cyfanswm	IR Gradd	5,790,199	51,240	883,723	310,370	7,035,532
	IR Nid Gradd	815,616	2,580	0	0	818,196
	ORA	776,002	0	593,873	0	1,369,875
	Cyfanswm	7,381,817	53,820	1,477,596	310,370	9,223,603

Tabl A6a

Cofrestrïadau Cyllidawdy yn ôl Modd Astudio a Lefel Astudio 2001/02

Sefydliad	Lefel Astudio	Amser-llawn	Rhyngosod Blwyddyn Allan	Rhan-amser (heb gymwys IR Ff)	Ffransets (IR Rhan-amser)	Cyfanswm
Prifysgol Morgannwg	IR Gradd	5,951	206	3,544	1,862	11,563
	IR Nid Gradd	1,393	0	0	0	1,393
	ORA	340	0	2,106	0	2,446
	YOR	118	0	149	0	267
Prifysgol Cymru, Aberystwyth	IR Gradd	5,319	90	2,602	34	8,045
	IR Nid Gradd	156	43	0	0	199
	ORA	540	0	630	0	1,170
	YOR	181	0	29	0	210
Prifysgol Cymru, Bangor	IR Gradd	4,201	46	2,180	50	6,477
	IR Nid Gradd	94	0	0	0	94
	ORA	609	0	680	0	1,289
	YOR	179	0	102	0	281
Prifysgol Caerdydd	IR Gradd	11,016	277	3,254	0	14,547
	IR Nid Gradd	0	0	0	0	0
	ORA	1,058	0	1,096	0	2,154
	YOR	588	0	157	0	745
Prifysgol Cymru, Llanbedr Pont Steffan	IR Gradd	762	0	1,111	18	1,891
	IR Nid Gradd	19	0	0	0	19
	ORA	97	0	257	0	354
	YOR	19	0	80	0	99
Prifysgol Cymru Abertawe	IR Gradd	5,562	92	1,528	29	7,211
	IR Nid Gradd	68	0	0	0	68
	ORA	696	0	730	0	1,426
	YOR	290	0	167	0	457
Coleg Meddygaeth Prifysgol Cymru	IR Gradd	797	0	70	0	867
	IR Nid Gradd	0	0	0	0	0
	ORA	11	0	199	0	210
	YOR	79	0	68	0	147
Athrofa Prifysgol Cymru, Caerdydd	IR Gradd	4,106	81	1,017	240	5,444
	IR Nid Gradd	834	0	0	0	834
	ORA	412	0	487	0	899
	YOR	1	0	4	0	5
Coleg Prifysgol Cymru, Casnewydd	IR Gradd	2,233	0	2,407	1,626	6,266
	IR Nid Gradd	165	0	0	0	165
	ORA	124	0	890	0	1,014
	YOR	22	0	2	0	24
Athrofa Gogledd-ddwyrain Cymru	IR Gradd	1,750	0	2,308	751	4,809
	IR Nid Gradd	333	0	0	0	333
	ORA	3	0	341	0	344
	YOR	14	0	2	0	16
Athrofa Addysg Uwch Abertawe	IR Gradd	2,078	15	1,090	0	3,183
	IR Nid Gradd	818	0	0	0	818
	ORA	113	0	534	0	647
	YOR	0	0	2	0	2
Coleg y Drindod Caerfyrddin	IR Gradd	980	0	1,314	0	2,294
	IR Nid Gradd	0	0	0	0	0
	ORA	146	0	150	0	296
	YOR	0	0	0	0	0
Coleg Brenhinol Cerdd a Drama Cymru	IR Gradd	397	0	17	0	414
	IR Nid Gradd	35	0	0	0	35
	ORA	52	0	32	0	84
	YOR	0	0	0	0	0
Coleg Pen-y-Bont ar Ogwr	IR Gradd	0	0	18	0	18
	IR Nid Gradd	33	0	0	0	33
	ORA	0	0	0	0	0
	YOR	0	0	0	0	0
Coleg Sir Gâr	IR Gradd	45	0	187	0	232
	IR Nid Gradd	237	0	0	0	237
	ORA	0	0	0	0	0
	YOR	0	0	0	0	0
Coleg Gwent	IR Gradd	0	0	36	0	36
	IR Nid Gradd	0	0	0	0	0
	ORA	0	0	0	0	0
	YOR	0	0	0	0	0
Coleg Llandrillo	IR Gradd	19	0	354	0	373
	IR Nid Gradd	157	0	0	0	157
	ORA	0	0	0	0	0
	YOR	0	0	0	0	0
Coleg Menai	IR Gradd	0	0	28	0	28
	IR Nid Gradd	13	0	0	0	13
	ORA	0	0	0	0	0
	YOR	0	0	0	0	0
Coleg Castell-nedd Port Talbot	IR Gradd	0	0	27	0	27
	IR Nid Gradd	19	0	0	0	19
	ORA	0	0	0	0	0
	YOR	0	0	0	0	0
Coleg Sir Benfro	IR Gradd	0	0	4	0	4
	IR Nid Gradd	0	0	0	0	0
	ORA	0	0	0	0	0
	YOR	0	0	0	0	0
Coleg Pontypridd	IR Gradd	0	0	48	0	48
	IR Nid Gradd	74	0	0	0	74
	ORA	0	0	0	0	0
	YOR	0	0	0	0	0
Coleg Abertawe	IR Gradd	0	0	13	0	13
	IR Nid Gradd	22	0	0	0	22
	ORA	0	0	0	0	0
	YOR	0	0	0	0	0
Cyfanswm	IR Gradd	45,213	807	23,157	4,610	73,787
	IR Nid Gradd	4,468	43	0	0	4,511
	ORA	4,198	0	8,132	0	12,330
	YOR	1,491	0	762	0	2,253
	Cyfanswm	55,369	850	32,051	4,610	92,880

Tabl A6b

Gwerthoedd Credyd Cyllidadwy yn ôl Modd Astudio a Lefel Astudio 2001/02

Sefydliad	Lefel Astudio	Amser-llawn	Rhyngosod Blwyddyn Allan	Rhan-amser (heb gynnwys IR Ff)	Ffranseis (IR Rhan-amser)	Cyfanswm
Prifysgol Morgannwg	IR Gradd	686,440	12,360	107,496	129,068	935,364
	IR Nid Gradd	158,101	0	0	0	158,101
	ORA	42,354	0	112,833	0	155,187
Prifysgol Cymru, Aberystwyth	IR Gradd	632,960	5,400	54,580	2,710	695,650
	IR Nid Gradd	18,600	2,580	0	0	21,180
	ORA	74,360	0	34,955	0	109,315
Prifysgol Cymru, Bangor	IR Gradd	504,706	2,760	50,635	3,750	561,851
	IR Nid Gradd	11,280	0	0	0	11,280
	ORA	72,360	0	40,050	0	112,410
Prifysgol Caerdydd	IR Gradd	1,313,250	16,620	65,270	0	1,395,140
	IR Nid Gradd	0	0	0	0	0
	ORA	170,340	0	78,390	0	248,730
Prifysgol Cymru, Llanbedr Pont Steffan	IR Gradd	90,640	0	52,480	1,230	144,350
	IR Nid Gradd	2,320	0	0	0	2,320
	ORA	8,800	0	15,660	0	24,460
Prifysgol Cymru Abertawe	IR Gradd	662,833	5,520	53,485	2,175	724,013
	IR Nid Gradd	8,100	0	0	0	8,100
	ORA	94,548	0	42,706	0	137,254
Coleg Meddygaeth Prifysgol Cymru	IR Gradd	94,560	0	4,200	0	98,760
	IR Nid Gradd	0	0	0	0	0
	ORA	1,980	0	15,330	0	17,310
Athrofa Prifysgol Cymru, Caerdydd	IR Gradd	490,342	4,860	64,182	16,530	575,914
	IR Nid Gradd	100,301	0	0	0	100,301
	ORA	51,030	0	31,110	0	82,140
Coleg Prifysgol Cymru, Casnewydd	IR Gradd	266,168	0	149,451	102,436	518,055
	IR Nid Gradd	18,697	0	0	0	18,697
	ORA	15,715	0	50,710	0	66,425
Athrofa Gogledd-ddwyrain Cymru	IR Gradd	210,000	0	112,627	35,575	358,202
	IR Nid Gradd	39,960	0	0	0	39,960
	ORA	360	0	16,442	0	16,802
Athrofa Addysg Uwch Abertawe	IR Gradd	247,848	900	53,405	0	302,153
	IR Nid Gradd	96,870	0	0	0	96,870
	ORA	15,716	0	24,405	0	40,121
Coleg y Drindod Caerfyrddin	IR Gradd	118,105	0	18,704	0	136,809
	IR Nid Gradd	0	0	0	0	0
	ORA	17,520	0	8,450	0	25,970
Coleg Brenhinol Cerdd a Drama Cymru	IR Gradd	47,575	0	1,020	0	48,595
	IR Nid Gradd	4,200	0	0	0	4,200
	ORA	5,910	0	1,840	0	7,750
Coleg Pen-y-Bont ar Ogwr	IR Gradd	0	0	1,020	0	1,020
	IR Nid Gradd	3,696	0	0	0	3,696
	ORA	0	0	0	0	0
Coleg Sir Gâr	IR Gradd	6,300	0	11,657	0	17,957
	IR Nid Gradd	27,747	0	0	0	27,747
	ORA	0	0	0	0	0
Coleg Gwent	IR Gradd	0	0	2,981	0	2,981
	IR Nid Gradd	0	0	0	0	0
	ORA	0	0	0	0	0
Coleg Llandrillo	IR Gradd	2,232	0	18,610	0	20,842
	IR Nid Gradd	18,889	0	0	0	18,889
	ORA	0	0	0	0	0
Coleg Menai	IR Gradd	0	0	2,100	0	2,100
	IR Nid Gradd	1,950	0	0	0	1,950
	ORA	0	0	0	0	0
Coleg Castell-nedd Port Talbot	IR Gradd	0	0	1,964	0	1,964
	IR Nid Gradd	2,220	0	0	0	2,220
	ORA	0	0	0	0	0
Coleg Sir Benfro	IR Gradd	0	0	288	0	288
	IR Nid Gradd	0	0	0	0	0
	ORA	0	0	0	0	0
Coleg Pontypridd	IR Gradd	0	0	3,600	0	3,600
	IR Nid Gradd	8,280	0	0	0	8,280
	ORA	0	0	0	0	0
Coleg Abertawe	IR Gradd	0	0	1,080	0	1,080
	IR Nid Gradd	2,640	0	0	0	2,640
	ORA	0	0	0	0	0
Cyfanswm	IR Gradd	5,373,959	48,420	830,835	293,474	6,546,688
	IR Nid Gradd	523,851	2,580	0	0	526,431
	ORA	570,993	0	472,881	0	1,043,874
Cyfanswm		6,468,803	51,000	1,303,716	293,474	8,116,993

Tabl A7

Lleoedd/Gwerthoedd Credyd wedi'u Cyllido yn ôl Modd Astudio a Lefel Astudio 2001/02

Sefydliad	Lleoedd wedi'u Cyllido					Gwerthoedd Credyd wedi'u Cyllido		
	Amser-llawn/Rhyngosod Blwyddyn Allan				Rhan-amser	Rhan-amser		
	IR Gradd	IR Nid Gradd	ORA	YOR	YOR	IR (Heb Ff)	IR Ff	ORA
Prifysgol Morgannwg	6,681	1,369	347	158	211	106,622	143,145	97,655
Prifysgol Cymru, Aberystwyth	5,226	185	520	176	49	46,269	4,452	31,575
Prifysgol Cymru, Bangor	4,507	85	556	186	108	37,782	2,009	22,924
Prifysgol Caerdydd	10,976	0	1,061	633	281	53,960	0	81,457
Prifysgol Cymru, Llanbedr Pont Steffan	836	11	79	13	45	62,176	1,452	13,041
Prifysgol Cymru Abertawe	5,762	87	739	310	218	54,368	1,800	35,387
Coleg Meddygaeth Prifysgol Cymru	784	0	9	67	41	4,048	0	15,570
Athrofa Prifysgol Cymru, Caerdydd	3,914	836	446	0	5	60,967	14,702	25,974
Coleg Prifysgol Cymru, Casnewydd	2,202	189	122	19	1	123,458	96,772	55,346
Athrofa Gogledd-ddwyrain Cymru	1,793	361	0	20	7	107,439	34,770	18,376
Athrofa Addysg Uwch Abertawe	2,008	727	53	0	0	60,322	0	18,229
Coleg y Drindod Caerfyrddin	972	0	148	0	0	14,907	0	6,980
Coleg Brenhinol Cerdd a Drama Cymru	465	42	6	0	0	1,219	0	932
Coleg Pen-y-Bont ar Ogwr	0	58	0	0	0	4,350	0	0
Coleg Sir Gâr	46	247	0	0	0	16,156	0	0
Coleg Gwent	0	0	0	0	0	3,626	0	0
Coleg Llandrillo	36	226	0	0	0	15,940	0	0
Coleg Menai	0	21	0	0	0	1,575	0	0
Coleg Castell-nedd Port Talbot	0	17	0	0	0	4,494	0	0
Coleg Sir Benfro	0	0	0	0	0	1,368	0	0
Coleg Pontypridd	0	88	0	0	0	9,075	0	0
Coleg Abertawe	0	40	0	0	0	3,977	0	0
Cyfanswm	46,208	4,589	4,086	1,582	966	794,098	299,102	423,446

Tabl B1a

Cofrestrïadau Cyllidawdy yn ôl CPA ar gyfer Pob Sefydliad 2001/02

a) Amser-llawn/Rhyngosod Blwyddyn Allan*

CPA	Sefydliad																				Cyfanswm		
	Prifysgol Morgannwg	PC Aberystwyth	PC Bangor	Prifysgol Caerdydd	PC Llanbedr Pont Steffan	PC Abertawe	CMPC	APC Caerdydd	CPC Casnewydd	Athrofa GDDC	AAU Abertawe	Coleg y Drindod Caerfyrddin	CBDC	Coleg Pen-y-Bont ar Ogwr	Coleg Sir Gâr	Coleg Gwent	Coleg Llandrillo	Coleg Menai	Coleg Castell-nedd Port Talbot	Coleg Sir Benfro		Coleg Pontypridd	Coleg Abertawe
1 Pynciau Clinigol a Chyn-glinigol	0	0	0	545	0	0	865	0	0	0	0	0	0	0	0	0	0	0	0	0	0	0	1,410
2 Pynciau a Phroffesiynau'n gysylltiedig â Meddyg	53	0	442	488	0	143	0	1,021	160	160	0	0	6	0	0	0	0	0	0	0	0	0	2,473
3 Gwyddoniaeth	1,532	1,594	1,753	3,143	10	1,405	13	530	130	294	0	66	0	0	0	0	0	0	0	0	0	0	10,468
4 Peirianteg a Thechnoleg	998	0	124	878	0	660	0	115	90	313	558	0	0	0	7	0	23	0	0	0	0	0	3,763
5 Yr Amgylchedd Adeileddig	286	0	21	492	0	0	0	57	0	75	77	0	0	0	0	0	0	13	0	0	0	0	1,019
6 Y Gwyddorau Mathemategol, TG a Chyfrifiadu	937	573	141	667	52	353	0	282	283	214	205	17	0	0	9	0	61	0	19	0	0	0	3,810
7 Busnes a Rheolaeth	1,606	487	394	1,185	70	507	0	1,325	277	229	888	36	10	18	34	0	92	0	0	0	0	7	7,163
8 Y Gwyddorau Cymdeithasol	1,035	1,310	416	1,971	85	1,718	0	289	1	31	121	0	0	0	0	0	0	0	0	0	0	0	6,973
9 Dyniaethau	826	1,088	1,050	2,663	681	1,496	0	33	224	160	186	186	0	0	0	0	0	0	0	0	0	0	8,592
10 Celf, Dylunio a'r Celfyddydau Perfformio	633	901	139	407	0	0	0	853	834	394	601	148	468	15	231	0	0	0	0	0	74	15	5,711
11a Addysg (HCA) - Cynradd	0	124	396	0	0	104	0	475	351	231	335	461	0	0	0	0	0	0	0	0	0	0	2,476
11ab1 - Uwchradd - prinder	0	90	136	0	0	203	0	262	119	0	0	0	0	0	0	0	0	0	0	0	0	0	809
11ab2 - Uwchradd - dim prinder	0	44	85	0	0	64	0	140	0	46	25	0	0	0	0	0	0	0	0	0	0	0	403
11b Addysg (Nid HCA)	0	53	12	365	0	11	9	14	76	0	0	187	0	0	0	0	0	0	0	0	0	0	726
Cyfanswm	7,905	6,263	5,105	12,801	897	6,661	887	5,393	2,543	2,100	3,016	1,126	484	33	281	0	176	13	19	0	74	22	55,794

*Mae Rhyngosod Blwyddyn Allan yn gyfartal â 0.5 CALI

b) Rhan-amser

CPA	Sefydliad																				Cyfanswm		
	Prifysgol Morgannwg	PC Aberystwyth	PC Bangor	Prifysgol Caerdydd	PC Llanbedr Pont Steffan	PC Abertawe	CMPC	APC Caerdydd	CPC Casnewydd	Athrofa GDDC	AAU Abertawe	Coleg y Drindod Caerfyrddin	CBDC	Coleg Pen-y-Bont ar Ogwr	Coleg Sir Gâr	Coleg Gwent	Coleg Llandrillo	Coleg Menai	Coleg Castell-nedd Port Talbot	Coleg Sir Benfro		Coleg Pontypridd	Coleg Abertawe
1 Pynciau Clinigol a Chyn-glinigol	0	0	0	1	0	0	267	0	0	0	0	0	0	0	0	0	0	0	0	0	0	0	268
2 Pynciau a Phroffesiynau'n gysylltiedig â Meddyg	934	0	106	35	0	566	48	259	692	622	147	0	0	0	0	0	0	0	0	0	0	0	3,409
3 Gwyddoniaeth	406	355	226	408	2	48	0	264	35	119	0	64	0	0	0	0	0	0	0	0	4	0	1,931
4 Peirianteg a Thechnoleg	1,129	0	8	168	0	83	0	222	613	708	195	0	0	0	96	19	89	0	3	0	25	0	3,358
5 Yr Amgylchedd Adeileddig	448	0	0	113	0	0	0	148	0	195	96	0	0	0	8	0	24	28	15	0	0	0	1,075
6 Y Gwyddorau Mathemategol, TG a Chyfrifiadu	661	325	236	423	10	41	0	271	222	406	154	559	0	41	26	17	39	0	7	0	0	0	3,397
7 Busnes a Rheolaeth	2,463	53	238	368	4	37	1	260	1,440	676	457	16	3	1	0	0	202	0	2	0	0	6	6,227
8 Y Gwyddorau Cymdeithasol	363	146	320	496	637	161	12	11	48	25	61	0	0	0	0	0	0	0	0	0	0	0	2,280
9 Dyniaethau	1,137	1,821	1,227	2,086	813	1,383	0	0	146	154	13	548	0	0	0	0	0	0	0	0	0	0	9,328
10 Celf, Dylunio a'r Celfyddydau Perfformio	44	564	439	293	0	0	0	68	28	107	176	190	46	17	57	0	0	0	0	0	23	7	2,059
11a Addysg (HCA) - Cynradd	0	0	0	0	0	0	0	1	0	0	0	0	0	0	0	0	0	0	0	0	0	0	1
11ab1 - Uwchradd - prinder	0	0	0	0	0	0	0	0	0	0	0	0	0	0	0	0	0	0	0	0	0	0	0
11ab2 - Uwchradd - dim prinder	0	0	0	0	0	0	0	0	0	0	0	0	0	0	0	0	0	0	0	0	0	0	0
11b Addysg (Nid HCA)	76	31	212	116	0	135	9	244	1,701	390	327	87	0	0	0	0	0	0	0	0	0	0	3,328
Cyfanswm	7,661	3,295	3,012	4,507	1,466	2,454	337	1,748	4,925	3,402	1,626	1,464	49	18	187	36	354	28	27	4	48	13	36,661

Sylwer bod rhan-amser yn cynnwys cofrestrïadau'n gysylltiedig ag elfen draethawd cwrs ôl-radd a addysgir amser-llawn.

Tabl B1b

Gwerthoedd Credyd Cyllidawdy yn ôl CPA ar gyfer Pob Sefydliad 2001/02

a) Amser-llawn/Rhyngosod Blwyddyn Allan*

CPA	Sefydliad																				Cyfanswm			
	Prifysgol Morgannwg	PC Aberystwyth	PC Bangor	Prifysgol Caerdydd	PC Llanbedr Pont Steffan	PC Abertawe	CMPC	APC Caerdydd	CPC Casnewydd	Athrofa GDdC	AAU Abertawe	Coleg y Drindod Caerdydd	CBCDC	Coleg Pen-y-Bont ar Ogwr	Coleg Sir Gâr	Coleg Gwent	Coleg Llandrillo	Coleg Menai	Coleg Castell-nedd Port Talbot	Coleg Sir Benfro		Coleg Pontypridd	Coleg Abertawe	
1 Pynciau Clinigol a Chyn-glinigol	0	0	0	65,400	0	0	94,980	0	0	0	0	0	0	0	0	0	0	0	0	0	0	0	0	160,380
2 Pynciau a Phroffesiynau'n gysylltiedig â Meddyga	4,434	0	40,985	50,710	0	17,273	0	63,746	9,200	19,200	1,272	0	720	0	0	0	150	0	0	0	0	0	207,690	
3 Gwyddoniaeth	136,948	194,505	191,958	357,420	10,000	172,108	1,560	116,253	5,395	33,630	1,764	9,100	0	0	54	0	915	0	0	0	0	0	1,231,610	
4 Peirianeg a Thechnoleg	146,531	0	17,430	95,320	0	58,878	0	19,969	7,118	37,500	40,693	0	0	0	4,313	0	2,022	0	0	0	0	0	429,774	
5 Yr Amgylchedd Adeiledig	29,913	0	2,105	62,250	0	0	0	8,599	895	9,000	4,140	0	0	0	0	0	1,950	0	0	0	0	0	118,852	
6 Y Gwyddorau Mathemategol, TG a Chyfrifiadur	98,750	69,006	21,175	106,200	6,660	82,398	0	53,608	31,015	25,680	36,320	3,100	0	978	1,309	0	7,066	0	2,220	0	0	0	545,485	
7 Busnes a Rheolaeth	187,280	54,274	42,210	138,750	7,330	33,171	0	103,297	30,300	27,480	79,508	4,800	1,200	2,160	5,631	0	10,599	0	0	0	0	840	728,830	
8 Y Gwyddorau Cymdeithasol	144,292	133,973	48,838	241,890	9,800	165,096	0	50,062	16,107	3,660	33,738	0	0	0	108	0	333	0	0	0	0	0	847,897	
9 Dyniaethau	69,785	145,494	131,080	319,080	67,970	194,587	0	28,397	27,655	19,230	17,970	20,650	0	0	2,580	0	0	0	0	0	0	0	1,044,478	
10 Celf, Dylunio a'r Celfyddydau Perfformio	79,594	97,758	19,010	41,150	0	920	0	76,380	101,270	47,220	83,235	17,950	55,765	558	20,052	0	36	0	0	0	0	8,280	650,978	
11aa Addysg (HCA) - Cynradd	0	14,880	47,160	0	0	12,240	0	57,426	42,735	27,720	44,520	55,675	0	0	0	0	0	0	0	0	0	0	302,356	
11ab1 - Uwchradd - prinder	0	10,800	16,080	0	0	23,160	0	31,596	13,180	0	0	0	0	0	0	0	0	0	0	0	0	0	94,816	
11ab2 - Uwchradd - dim prinder	0	5,280	10,080	0	0	7,440	0	16,830	0	0	5,520	3,000	0	0	0	0	0	0	0	0	0	0	48,150	
11b Addysg (Nid HCA)	1,728	7,930	2,995	22,040	0	3,730	0	20,370	15,710	0	12,654	21,350	0	0	0	0	0	0	0	0	0	0	108,507	
Cyfanswm	899,255	733,900	591,106	1,500,210	101,760	771,001	96,540	646,533	300,580	250,320	361,334	135,625	57,685	3,696	34,047	0	21,121	1,950	2,220	0	8,280	2,640	6,519,803	

*Mae Rhyngosod Blwyddyn Allan yn gyfartal â 60 gwerthoedd credyd

b) Rhan-amser

CPA	Sefydliad																				Cyfanswm		
	Prifysgol Morgannwg	PC Aberystwyth	PC Bangor	Prifysgol Caerdydd	PC Llanbedr Pont Steffan	PC Abertawe	CMPC	APC Caerdydd	CPC Casnewydd	Athrofa GDdC	AAU Abertawe	Coleg y Drindod Caerdydd	CBCDC	Coleg Pen-y-Bont ar Ogwr	Coleg Sir Gâr	Coleg Gwent	Coleg Llandrillo	Coleg Menai	Coleg Castell-nedd Port Talbot	Coleg Sir Benfro		Coleg Pontypridd	Coleg Abertawe
1 Pynciau Clinigol a Chyn-glinigol	0	0	0	0	0	0	15,330	0	0	0	0	0	0	0	0	0	0	0	0	0	0	0	15,330
2 Pynciau a Phroffesiynau'n gysylltiedig â Meddyga	28,766	0	4,900	2,290	0	27,715	2,880	16,410	30,139	19,140	10,716	0	0	0	0	45	0	0	0	0	0	0	143,001
3 Gwyddoniaeth	16,234	12,070	13,145	17,300	250	3,970	0	15,942	2,120	1,900	324	1,680	0	0	288	0	375	0	0	288	0	0	85,886
4 Peirianeg a Thechnoleg	60,875	0	470	11,650	0	2,535	0	11,427	36,510	41,565	4,783	0	0	0	5,057	1,613	4,086	0	360	0	1,875	0	182,806
5 Yr Amgylchedd Adeiledig	19,449	0	55	7,760	0	0	0	8,603	1,298	12,794	4,188	0	0	0	552	0	1,785	2,100	1,005	0	0	0	59,589
6 Y Gwyddorau Mathemategol, TG a Chyfrifiadur	35,194	7,400	5,435	12,910	740	18,760	0	21,268	16,443	23,690	8,544	7,880	0	480	1,986	1,368	2,740	0	412	0	0	0	165,250
7 Busnes a Rheolaeth	153,643	3,180	8,010	20,480	290	3,448	60	15,487	86,352	30,285	28,029	870	180	72	349	0	9,579	0	187	0	0	450	360,951
8 Y Gwyddorau Cymdeithasol	21,477	7,090	9,290	19,570	26,640	11,760	720	4,108	14,325	500	2,577	0	0	0	0	0	0	0	0	0	0	0	118,057
9 Dyniaethau	9,496	51,170	33,770	42,650	41,450	20,743	0	730	8,000	3,790	1,668	9,234	0	0	225	0	0	0	0	0	0	0	222,926
10 Celf, Dylunio a'r Celfyddydau Perfformio	3,018	10,615	9,440	4,620	0	4,110	0	3,398	2,200	7,940	6,111	3,470	2,680	468	3,200	0	0	0	0	0	1,725	630	63,625
11aa Addysg (HCA) - Cynradd	0	0	0	0	0	0	0	24	0	0	0	0	0	0	0	0	0	0	0	0	0	0	24
11ab1 - Uwchradd - prinder	0	0	0	0	0	0	0	0	0	0	0	0	0	0	0	0	0	0	0	0	0	0	0
11ab2 - Uwchradd - dim prinder	0	0	0	0	0	0	0	0	0	0	0	0	0	0	0	0	0	0	0	0	0	0	0
11b Addysg (Nid HCA)	1,245	720	9,920	4,430	0	5,325	540	14,425	105,210	23,040	10,870	4,020	0	0	0	0	0	0	0	0	0	0	179,745
Cyfanswm	349,397	92,245	94,435	143,660	69,370	98,366	19,530	111,822	302,597	164,644	77,810	27,154	2,860	1,020	11,657	2,981	18,610	2,100	1,964	288	3,600	1,080	1,597,190

Sylwer bod rhan-amser yn cynnwys gwerthoedd credyd yn gysylltiedig ag elfen draethawd cwrs ôl-radd a addysgir amser-llawn.

Tabl B2a

Cofrestrïadau Cyllidawdy yn ôl CPA ar gyfer Pob Sefydliad 2001/02: Israddedigion

a) Amser-llawn/Rhyngosod Blwyddyn Allan*: Gradd

CPA	Sefydliad																				Cyfanswm			
	Prifysgol Morgannwg	PC Aberystwyth	PC Bangor	Prifysgol Caerdydd	PC Llanbedr Pont Steffan	PC Abertawe	CMPC	APC Caerdydd	CPC Casnewydd	Athrofa GDdC	AAU Abertawe	Coleg y Drindod Caerfyrddin	CBCDC	Coleg Pen-y-Bont ar Ogwr	Coleg Sir Gâr	Coleg Gwent	Coleg Llandrillo	Coleg Menai	Coleg Castell-nedd Port Talbot	Coleg Sir Benfro		Coleg Pontypridd	Coleg Abertawe	
1	Pynciau Clinigol a Chyn-glinigol	0	0	0	545	0	0	775	0	0	0	0	0	0	0	0	0	0	0	0	0	0	0	1,320
2	Pynciau a Phroffesiynau'n gysylltiedig â Meddygaeth	0	0	317	375	0	34	0	804	160	82	0	0	0	0	0	0	0	0	0	0	0	0	1,771
3	Gwyddoniaeth	1,167	1,329	1,482	2,700	10	1,267	13	487	123	272	0	61	0	0	0	0	0	0	0	0	0	0	8,908
4	Peirianeg a Thechnoleg	797	0	106	789	0	506	0	89	50	243	0	0	0	0	0	0	0	0	0	0	0	0	2,968
5	Yr Amgylchedd Adeiledig	237	0	21	409	0	0	0	34	0	75	67	0	0	0	0	0	0	0	0	0	0	0	842
6	Y Gwyddorau Mathemategol, TG a Chyfrifiaduro	558	523	123	586	38	311	0	126	209	146	125	17	0	0	0	0	0	0	0	0	0	0	2,759
7	Busnes a Rheolaeth	1,227	396	285	1,016	39	485	0	933	211	180	571	19	0	0	0	19	0	0	0	0	0	0	5,380
8	Y Gwyddorau Cymdeithasol	781	1,181	395	1,610	82	1,588	0	289	0	31	121	0	0	0	0	0	0	0	0	0	0	0	6,075
9	Dyniaethau	718	997	1,002	2,384	594	1,419	0	22	201	160	186	177	0	0	0	0	0	0	0	0	0	0	7,859
10	Celf, Dylunio a'r Celfyddydau Perfformio	570	886	113	394	0	0	0	835	818	332	282	140	397	0	45	0	0	0	0	0	0	0	4,809
11aa	Addysg (HCA) - Cynradd	0	0	338	0	0	0	0	389	312	231	335	385	0	0	0	0	0	0	0	0	0	0	1,990
11ab1	- Uwchradd - prinder	0	0	34	0	0	0	0	117	82	0	0	0	0	0	0	0	0	0	0	0	0	0	233
11ab2	- Uwchradd - dim prinder	0	0	0	0	0	0	0	11	0	0	10	0	0	0	0	0	0	0	0	0	0	0	21
11b	Addysg (Nid HCA)	0	53	10	350	0	0	9	14	69	0	0	181	0	0	0	0	0	0	0	0	0	0	685
Cyfanswm		6,054	5,364	4,224	11,155	762	5,608	797	4,147	2,233	1,750	2,085	980	397	0	45	0	19	0	0	0	0	0	45,616

*Mae Rhyngosod Blwyddyn Allan yn gyfartal â 0.5 CALI

b) Amser-llawn/Rhyngosod Blwyddyn Allan*: Nid Gradd

CPA	Sefydliad																				Cyfanswm			
	Prifysgol Morgannwg	PC Aberystwyth	PC Bangor	Prifysgol Caerdydd	PC Llanbedr Pont Steffan	PC Abertawe	CMPC	APC Caerdydd	CPC Casnewydd	Athrofa GDdC	AAU Abertawe	Coleg y Drindod Caerfyrddin	CBCDC	Coleg Pen-y-Bont ar Ogwr	Coleg Sir Gâr	Coleg Gwent	Coleg Llandrillo	Coleg Menai	Coleg Castell-nedd Port Talbot	Coleg Sir Benfro		Coleg Pontypridd	Coleg Abertawe	
1	Pynciau Clinigol a Chyn-glinigol	0	0	0	0	0	0	0	0	0	0	0	0	0	0	0	0	0	0	0	0	0	0	0
2	Pynciau a Phroffesiynau'n gysylltiedig â Meddygaeth	29	0	36	0	0	0	0	214	0	79	0	0	0	0	0	0	0	0	0	0	0	0	357
3	Gwyddoniaeth	350	178	13	0	0	31	0	33	7	9	0	0	0	0	0	0	0	0	0	0	0	0	620
4	Peirianeg a Thechnoleg	166	0	6	0	0	0	0	27	37	70	140	0	0	7	0	23	0	0	0	0	0	0	474
5	Yr Amgylchedd Adeiledig	21	0	0	0	0	0	0	23	0	0	10	0	0	0	0	0	13	0	0	0	0	0	67
6	Y Gwyddorau Mathemategol, TG a Chyfrifiaduro	284	0	0	0	1	0	0	149	61	69	69	0	0	9	0	61	0	19	0	0	0	0	721
7	Busnes a Rheolaeth	275	0	39	0	0	1	0	375	48	49	304	0	0	18	34	73	0	0	0	0	7	1,223	
8	Y Gwyddorau Cymdeithasol	108	0	0	0	1	35	0	0	1	0	0	0	0	0	0	0	0	0	0	0	0	0	145
9	Dyniaethau	99	0	0	0	17	1	0	11	7	0	0	0	0	0	0	0	0	0	0	0	0	0	135
10	Celf, Dylunio a'r Celfyddydau Perfformio	63	0	0	0	0	0	0	3	0	59	296	0	35	15	187	0	0	0	0	74	15	746	
11aa	Addysg (HCA) - Cynradd	0	0	0	0	0	0	0	0	0	0	0	0	0	0	0	0	0	0	0	0	0	0	0
11ab1	- Uwchradd - prinder	0	0	0	0	0	0	0	0	0	0	0	0	0	0	0	0	0	0	0	0	0	0	0
11ab2	- Uwchradd - dim prinder	0	0	0	0	0	0	0	0	0	0	0	0	0	0	0	0	0	0	0	0	0	0	0
11b	Addysg (Nid HCA)	0	0	0	0	0	0	0	0	4	0	0	0	0	0	0	0	0	0	0	0	0	0	4
Cyfanswm		1,393	178	94	0	19	68	0	834	165	333	818	0	35	33	237	0	157	13	19	0	74	22	4,489

*Mae Rhyngosod Blwyddyn Allan yn gyfartal â 0.5 CALI

c) Rhan-amser

CPA	Sefydliad																				Cyfanswm			
	Prifysgol Morgannwg	PC Aberystwyth	PC Bangor	Prifysgol Caerdydd	PC Llanbedr Pont Steffan	PC Abertawe	CMPC	APC Caerdydd	CPC Casnewydd	Athrofa GDdC	AAU Abertawe	Coleg y Drindod Caerfyrddin	CBCDC	Coleg Pen-y-Bont ar Ogwr	Coleg Sir Gâr	Coleg Gwent	Coleg Llandrillo	Coleg Menai	Coleg Castell-nedd Port Talbot	Coleg Sir Benfro		Coleg Pontypridd	Coleg Abertawe	
1	Pynciau Clinigol a Chyn-glinigol	0	0	0	1	0	0	0	0	0	0	0	0	0	0	0	0	0	0	0	0	0	0	1
2	Pynciau a Phroffesiynau'n gysylltiedig â Meddygaeth	881	0	3	4	0	278	48	203	476	557	135	0	0	0	0	0	0	0	0	0	0	0	2,585
3	Gwyddoniaeth	385	311	42	194	2	0	0	77	3	94	0	40	0	0	0	0	0	0	4	0	0	0	1,152
4	Peirianeg a Thechnoleg	990	0	6	41	0	1	0	221	578	708	147	0	0	96	19	89	0	3	0	25	0	2,924	
5	Yr Amgylchedd Adeiledig	381	0	0	11	0	0	0	148	0	195	96	0	0	8	0	24	28	15	0	0	0	906	
6	Y Gwyddorau Mathemategol, TG a Chyfrifiaduro	455	290	230	326	10	0	0	248	192	406	106	559	0	26	17	39	0	7	0	0	0	2,911	
7	Busnes a Rheolaeth	1,056	11	152	106	4	0	1	207	1,189	566	324	7	0	1	0	202	0	2	0	0	6	3,834	
8	Y Gwyddorau Cymdeithasol	123	36	270	284	635	39	12	11	48	25	61	0	0	0	0	0	0	0	0	0	0	1,544	
9	Dyniaethau	1,091	1,448	1,117	1,924	478	1,239	0	0	76	137	13	516	0	0	0	0	0	0	0	0	0	8,039	
10	Celf, Dylunio a'r Celfyddydau Perfformio	44	539	410	283	0	0	0	23	8	103	155	173	17	17	57	0	0	0	0	23	7	1,859	
11aa	Addysg (HCA) - Cynradd	0	0	0	0	0	0	0	1	0	0	0	0	0	0	0	0	0	0	0	0	0	1	
11ab1	- Uwchradd - prinder	0	0	0	0	0	0	0	0	0	0	0	0	0	0	0	0	0	0	0	0	0	0	
11ab2	- Uwchradd - dim prinder	0	0	0	0	0	0	0	0	0	0	0	0	0	0	0	0	0	0	0	0	0	0	
11b	Addysg (Nid HCA)	0	1	0	80	0	0	9	118	1,463	268	53	19	0	0	0	0	0	0	0	0	0	2,011	
Cyfanswm		5,406	2,636	2,230	3,254	1,129	1,557	70	1,257	4,033	3,059	1,090	1,314	17	18	187	36	354	28	27	4	48	13	27,767

Tabl B3a

Cofrestrïadau Cyllidawdy yn ôl CPA ar gyfer Pob Sefydliad 2001/02: Ôl-radd a Addysgir

a) Amser-llawn

CPA	Sefydliad																							Cyfanswm
	Prifysgol Morgannwg	PC Aberystwyth	PC Bangor	Prifysgol Caerdydd	PC Llanbedr Pont Steffan	PC Abertawe	CMPC	APC Caerdydd	CPC Casnewydd	Athrofa GDdC	AAU Abertawe	Coleg y Drindod Caerfyrddin	CBCDC	Coleg Pen-y-Bont ar Ogwr	Coleg Sir Gâr	Coleg Gwent	Coleg Llandrillo	Coleg Menai	Coleg Castell-nedd Port Talbot	Coleg Sir Benfro	Coleg Pontypridd	Coleg Abertawe		
1 Pynciau Clinigol a Chyn-glinigol	0	0	0	0	0	0	11	0	0	0	0	0	0	0	0	0	0	0	0	0	0	0	0	11
2 Pynciau a Phroffesiynau'n gysylltiedig â Meddyga	25	0	81	90	0	103	0	4	0	0	0	0	6	0	0	0	0	0	0	0	0	0	308	
3 Gwyddoniaeth	15	16	155	82	0	29	0	11	0	0	0	5	0	0	0	0	0	0	0	0	0	0	312	
4 Peirianeg a Thechnoleg	36	0	0	36	0	24	0	0	4	0	28	0	0	0	0	0	0	0	0	0	0	0	127	
5 Yr Amgylchedd Adelledig	4	0	0	69	0	0	0	0	0	0	0	0	0	0	0	0	0	0	0	0	0	0	73	
6 Y Gwyddorau Mathemategol, TG a Chyfrifiadur	64	32	0	59	13	29	0	7	13	0	12	0	0	0	0	0	0	0	0	0	0	0	229	
7 Busnes a Rheolaeth	105	88	62	139	31	9	0	17	18	0	13	17	10	0	0	0	0	0	0	0	0	0	508	
8 Y Gwyddorau Cymdeithasol	84	81	14	325	2	76	0	0	0	0	0	0	0	0	0	0	0	0	0	0	0	0	581	
9 Dyniaethau	9	57	31	245	51	48	0	0	0	0	0	9	0	0	0	0	0	0	0	0	0	0	449	
10 Celf, Dylunio a'r Celfyddydau Perfformio	0	9	23	7	0	0	0	14	10	3	24	8	36	0	0	0	0	0	0	0	0	0	134	
11aa Addysg (HCA) - Cynradd	0	124	58	0	0	104	0	0	86	40	0	0	76	0	0	0	0	0	0	0	0	0	487	
11ab1 - Uwchradd - prinder	0	90	102	0	0	203	0	146	37	0	0	0	0	0	0	0	0	0	0	0	0	0	576	
11ab2 - Uwchradd - dim prinder	0	44	85	0	0	64	0	129	0	0	36	25	0	0	0	0	0	0	0	0	0	0	382	
11b Addysg (Nid HCA)	0	0	0	6	0	10	0	0	3	0	0	6	0	0	0	0	0	0	0	0	0	0	25	
Cyfanswm	340	540	609	1,058	97	696	11	412	124	3	113	146	52	0	0	0	0	0	0	0	0	0	4,198	

b) Rhan-amser

CPA	Sefydliad																							Cyfanswm
	Prifysgol Morgannwg	PC Aberystwyth	PC Bangor	Prifysgol Caerdydd	PC Llanbedr Pont Steffan	PC Abertawe	CMPC	APC Caerdydd	CPC Casnewydd	Athrofa GDdC	AAU Abertawe	Coleg y Drindod Caerfyrddin	CBCDC	Coleg Pen-y-Bont ar Ogwr	Coleg Sir Gâr	Coleg Gwent	Coleg Llandrillo	Coleg Menai	Coleg Castell-nedd Port Talbot	Coleg Sir Benfro	Coleg Pontypridd	Coleg Abertawe		
1 Pynciau Clinigol a Chyn-glinigol	0	0	0	0	0	0	199	0	0	0	0	0	0	0	0	0	0	0	0	0	0	0	199	
2 Pynciau a Phroffesiynau'n gysylltiedig â Meddyga	53	0	84	30	0	235	0	56	216	65	12	0	0	0	0	0	0	0	0	0	0	0	751	
3 Gwyddoniaeth	21	42	158	180	0	30	0	187	32	23	0	24	0	0	0	0	0	0	0	0	0	0	697	
4 Peirianeg a Thechnoleg	139	0	0	118	0	38	0	0	35	0	48	0	0	0	0	0	0	0	0	0	0	0	378	
5 Yr Amgylchedd Adelledig	36	0	0	91	0	0	0	0	0	0	0	0	0	0	0	0	0	0	0	0	0	0	127	
6 Y Gwyddorau Mathemategol, TG a Chyfrifiadur	189	35	0	89	0	40	0	23	30	0	48	0	0	0	0	0	0	0	0	0	0	0	454	
7 Busnes a Rheolaeth	1,407	41	82	250	0	34	0	53	251	110	133	9	3	0	0	0	0	0	0	0	0	0	2,373	
8 Y Gwyddorau Cymdeithasol	139	103	49	197	2	111	0	0	0	0	0	0	0	0	0	0	0	0	0	0	0	0	601	
9 Dyniaethau	46	363	80	114	255	113	0	0	68	17	0	32	0	0	0	0	0	0	0	0	0	0	1,088	
10 Celf, Dylunio a'r Celfyddydau Perfformio	0	21	24	8	0	0	0	42	20	4	19	17	29	0	0	0	0	0	0	0	0	0	184	
11aa Addysg (HCA) - Cynradd	0	0	0	0	0	0	0	0	0	0	0	0	0	0	0	0	0	0	0	0	0	0	0	
11ab1 - Uwchradd - prinder	0	0	0	0	0	0	0	0	0	0	0	0	0	0	0	0	0	0	0	0	0	0	0	
11ab2 - Uwchradd - dim prinder	0	0	0	0	0	0	0	0	0	0	0	0	0	0	0	0	0	0	0	0	0	0	0	
11b Addysg (Nid HCA)	76	25	203	19	0	129	0	126	238	122	274	68	0	0	0	0	0	0	0	0	0	0	1,280	
Cyfanswm	2,106	630	680	1,096	257	730	199	487	890	341	534	150	32	0	0	0	0	0	0	0	0	0	8,132	

Sylwer bod rhan-amser yn cynnwys cofrestrïadau'n gysylltiedig ag elfen draethawd cwrs ôl-radd a addysgir amser-llawn.

Tabl B3b

Gwerthoedd Credyd Cyllidawdy yn ôl CPA ar gyfer Pob Sefydliad 2001/02: Ol-radd a Addysgir

a) Amser-llawn

CPA	Sefydliad																						Cyfanswm
	Prifysgol Morgannwg	PC Aberystwyth	PC Bangor	Prifysgol Caerdydd	PC Llanbedr Pont Steffan	PC Abertawe	CMPC	APC Caerdydd	CPC Casnewydd	Athrofa GDdC	AAU Abertawe	Coleg y Drindod Caerfyrddin	CBCDC	Coleg Pen-y-Bont ar Ogwr	Coleg Sir Gâr	Coleg Gwent	Coleg Llandrillo	Coleg Menai	Coleg Castell-nedd Port Talbot	Coleg Sir Benfro	Coleg Pontypridd	Coleg Abertawe	
1 Pynciau Clinigol a Chyn-glinigol	0	0	0	0	0	0	1,980	0	0	0	0	0	0	0	0	0	0	0	0	0	0	0	1,980
2 Pynciau a Phroffesiynau'n gysylltiedig â Meddyga	0	0	9,600	16,200	0	13,408	0	140	0	0	0	0	720	0	0	0	0	0	0	0	0	0	40,068
3 Gwyddoniaeth	1,815	2,345	18,360	13,920	0	4,960	0	1,990	0	0	0	600	0	0	0	0	0	0	0	0	0	0	43,990
4 Peirianeg a Thechnoleg	4,035	0	0	6,480	0	2,760	0	0	490	0	2,236	0	0	0	0	0	0	0	0	0	0	0	16,001
5 Yr Amgylchedd Adelledig	1,485	0	0	12,420	0	0	0	0	0	0	0	0	0	0	0	0	0	0	0	0	0	0	13,905
6 Y Gwyddorau Mathemategol, TG a Chyfrifiadur	7,065	6,399	0	10,620	1,340	7,156	0	1,500	1,190	0	4,196	0	0	0	0	0	0	0	0	0	0	0	39,466
7 Busnes a Rheolaeth	13,691	13,550	7,440	24,900	2,340	1,827	0	2,520	1,770	0	1,976	2,040	1,200	0	0	0	0	0	0	0	0	0	73,254
8 Y Gwyddorau Cymdeithasol	10,288	13,176	1,680	45,840	120	13,058	0	100	20	0	24	0	0	0	0	0	0	0	0	0	0	0	84,306
9 Dyniaethau	3,855	6,910	3,600	37,620	5,000	7,309	0	240	0	0	0	1,080	0	0	0	0	0	0	0	0	0	0	65,614
10 Celf, Dylunio a'r Celfyddydau Perfformio	0	1,020	2,760	1,260	0	0	0	1,340	2,720	360	2,964	960	3,990	0	0	0	0	0	0	0	0	0	17,374
11aa Addysg (HCA) - Cynradd	0	14,880	6,840	0	0	12,240	0	10,260	5,955	0	0	9,120	0	0	0	0	0	0	0	0	0	0	59,295
11ab1 - Uwchradd - prinder	0	10,800	12,000	0	0	23,160	0	17,460	3,400	0	0	0	0	0	0	0	0	0	0	0	0	0	66,820
11ab2 - Uwchradd - dim prinder	0	5,280	10,080	0	0	7,440	0	7,440	0	0	4,320	3,000	0	0	0	0	0	0	0	0	0	0	45,540
11b Addysg (Nid HCA)	120	0	0	1,080	0	1,230	0	60	170	0	0	720	0	0	0	0	0	0	0	0	0	0	3,380
Cyfanswm	42,354	74,360	72,360	170,340	8,800	94,548	1,980	51,030	15,715	360	15,716	17,520	5,910	0	0	0	0	0	0	0	0	0	570,993

b) Rhan-amser

CPA	Sefydliad																						Cyfanswm
	Prifysgol Morgannwg	PC Aberystwyth	PC Bangor	Prifysgol Caerdydd	PC Llanbedr Pont Steffan	PC Abertawe	CMPC	APC Caerdydd	CPC Casnewydd	Athrofa GDdC	AAU Abertawe	Coleg y Drindod Caerfyrddin	CBCDC	Coleg Pen-y-Bont ar Ogwr	Coleg Sir Gâr	Coleg Gwent	Coleg Llandrillo	Coleg Menai	Coleg Castell-nedd Port Talbot	Coleg Sir Benfro	Coleg Pontypridd	Coleg Abertawe	
1 Pynciau Clinigol a Chyn-glinigol	0	0	0	0	0	0	15,330	0	0	0	0	0	0	0	0	0	0	0	0	0	0	0	15,330
2 Pynciau a Phroffesiynau'n gysylltiedig â Meddyga	3,660	0	4,800	2,100	0	14,445	0	3,276	11,120	1,800	900	0	0	0	0	0	0	0	0	0	0	0	42,101
3 Gwyddoniaeth	1,692	3,360	9,660	12,480	0	1,970	0	9,554	1,830	460	0	1,100	0	0	0	0	0	0	0	0	0	0	42,106
4 Peirianeg a Thechnoleg	7,058	0	0	9,210	0	2,455	0	0	740	0	1,092	0	0	0	0	0	0	0	0	0	0	0	20,555
5 Yr Amgylchedd Adelledig	2,385	0	0	6,930	0	0	0	0	0	0	0	0	0	0	0	0	0	0	0	0	0	0	9,315
6 Y Gwyddorau Mathemategol, TG a Chyfrifiadur	10,989	2,280	0	6,210	0	3,210	0	2,188	2,835	0	5,040	0	0	0	0	0	0	0	0	0	0	0	32,752
7 Busnes a Rheolaeth	74,711	2,520	5,010	18,090	0	2,248	0	4,304	13,110	6,892	8,387	770	180	0	0	0	0	0	0	0	0	0	136,222
8 Y Gwyddorau Cymdeithasol	7,901	6,360	3,300	14,790	80	6,995	0	1,556	1,200	0	60	0	0	0	0	0	0	0	0	0	0	0	42,242
9 Dyniaethau	3,612	18,195	5,940	6,570	15,580	6,188	0	310	3,950	1,020	0	1,860	0	0	0	0	0	0	0	0	0	0	63,225
10 Celf, Dylunio a'r Celfyddydau Perfformio	0	1,530	1,500	480	0	0	0	2,480	1,740	240	1,236	960	1,660	0	0	0	0	0	0	0	0	0	11,826
11aa Addysg (HCA) - Cynradd	0	0	0	0	0	0	0	0	0	0	0	0	0	0	0	0	0	0	0	0	0	0	0
11ab1 - Uwchradd - prinder	0	0	0	0	0	0	0	0	0	0	0	0	0	0	0	0	0	0	0	0	0	0	0
11ab2 - Uwchradd - dim prinder	0	0	0	0	0	0	0	0	0	0	0	0	0	0	0	0	0	0	0	0	0	0	0
11b Addysg (Nid HCA)	825	710	9,840	1,530	0	5,195	0	7,442	14,185	6,030	7,690	3,760	0	0	0	0	0	0	0	0	0	0	57,207
Cyfanswm	112,833	34,955	40,050	78,390	15,660	42,706	15,330	31,110	50,710	16,442	24,405	8,450	1,840	0	0	0	0	0	0	0	0	0	472,881

Sylwer bod rhan-amser yn cynnwys gwerthoedd credyd yn gysylltiedig ag elfen draethawd cwrs ol-radd a addysgir amser-llawn.

Tabl B3b

Gwerthoedd Credyd Cyllidawdy yn ôl CPA ar gyfer Pob Sefydliad 2001/02: Ol-radd a Addysgir

a) Amser-llawn

CPA	Sefydliad																						Cyfanswm
	Prifysgol Morgannwg	PC Aberystwyth	PC Bangor	Prifysgol Caerdydd	PC Llanbedr Pont Steffan	PC Abertawe	CMPC	APC Caerdydd	CPC Casnewydd	Athrofa GDdC	AAU Abertawe	Coleg y Drindod Caerfyrddin	CBCDC	Coleg Pen-y-Bont ar Ogwr	Coleg Sir Gâr	Coleg Gwent	Coleg Llandrillo	Coleg Menai	Coleg Castell-nedd Port Talbot	Coleg Sir Benfro	Coleg Pontypridd	Coleg Abertawe	
1 Pynciau Clinigol a Chyn-glinigol	0	0	0	0	0	0	1,980	0	0	0	0	0	0	0	0	0	0	0	0	0	0	0	1,980
2 Pynciau a Phroffesiynau'n gysylltiedig â Meddyga	0	0	9,600	16,200	0	13,408	0	140	0	0	0	0	720	0	0	0	0	0	0	0	0	0	40,068
3 Gwyddoniaeth	1,815	2,345	18,360	13,920	0	4,960	0	1,990	0	0	0	600	0	0	0	0	0	0	0	0	0	0	43,990
4 Peirianneg a Thechnoleg	4,035	0	0	6,480	0	2,760	0	0	490	0	2,236	0	0	0	0	0	0	0	0	0	0	0	16,001
5 Yr Amgylchedd Adelledig	1,485	0	0	12,420	0	0	0	0	0	0	0	0	0	0	0	0	0	0	0	0	0	0	13,905
6 Y Gwyddorau Mathemategol, TG a Chyfrifiadur	7,065	6,399	0	10,620	1,340	7,156	0	1,500	1,190	0	4,196	0	0	0	0	0	0	0	0	0	0	0	39,466
7 Busnes a Rheolaeth	13,691	13,550	7,440	24,900	2,340	1,827	0	2,520	1,770	0	1,976	2,040	1,200	0	0	0	0	0	0	0	0	0	73,254
8 Y Gwyddorau Cymdeithasol	10,288	13,176	1,680	45,840	120	13,058	0	100	20	0	24	0	0	0	0	0	0	0	0	0	0	0	84,306
9 Dyniaethau	3,855	6,910	3,600	37,620	5,000	7,309	0	240	0	0	0	1,080	0	0	0	0	0	0	0	0	0	0	65,614
10 Celf, Dylunio a'r Celfyddydau Perfformio	0	1,020	2,760	1,260	0	0	0	1,340	2,720	360	2,964	960	3,990	0	0	0	0	0	0	0	0	0	17,374
11aa Addysg (HCA) - Cynradd	0	14,880	6,840	0	0	12,240	0	10,260	5,955	0	0	9,120	0	0	0	0	0	0	0	0	0	0	59,295
11ab1 - Uwchradd - prinder	0	10,800	12,000	0	0	23,160	0	17,460	3,400	0	0	0	0	0	0	0	0	0	0	0	0	0	66,820
11ab2 - Uwchradd - dim prinder	0	5,280	10,080	0	0	7,440	0	7,440	0	0	4,320	3,000	0	0	0	0	0	0	0	0	0	0	45,540
11b Addysg (Nid HCA)	120	0	0	1,080	0	1,230	0	60	170	0	0	720	0	0	0	0	0	0	0	0	0	0	3,380
Cyfanswm	42,354	74,360	72,360	170,340	8,800	94,548	1,980	51,030	15,715	360	15,716	17,520	5,910	0	0	0	0	0	0	0	0	0	570,993

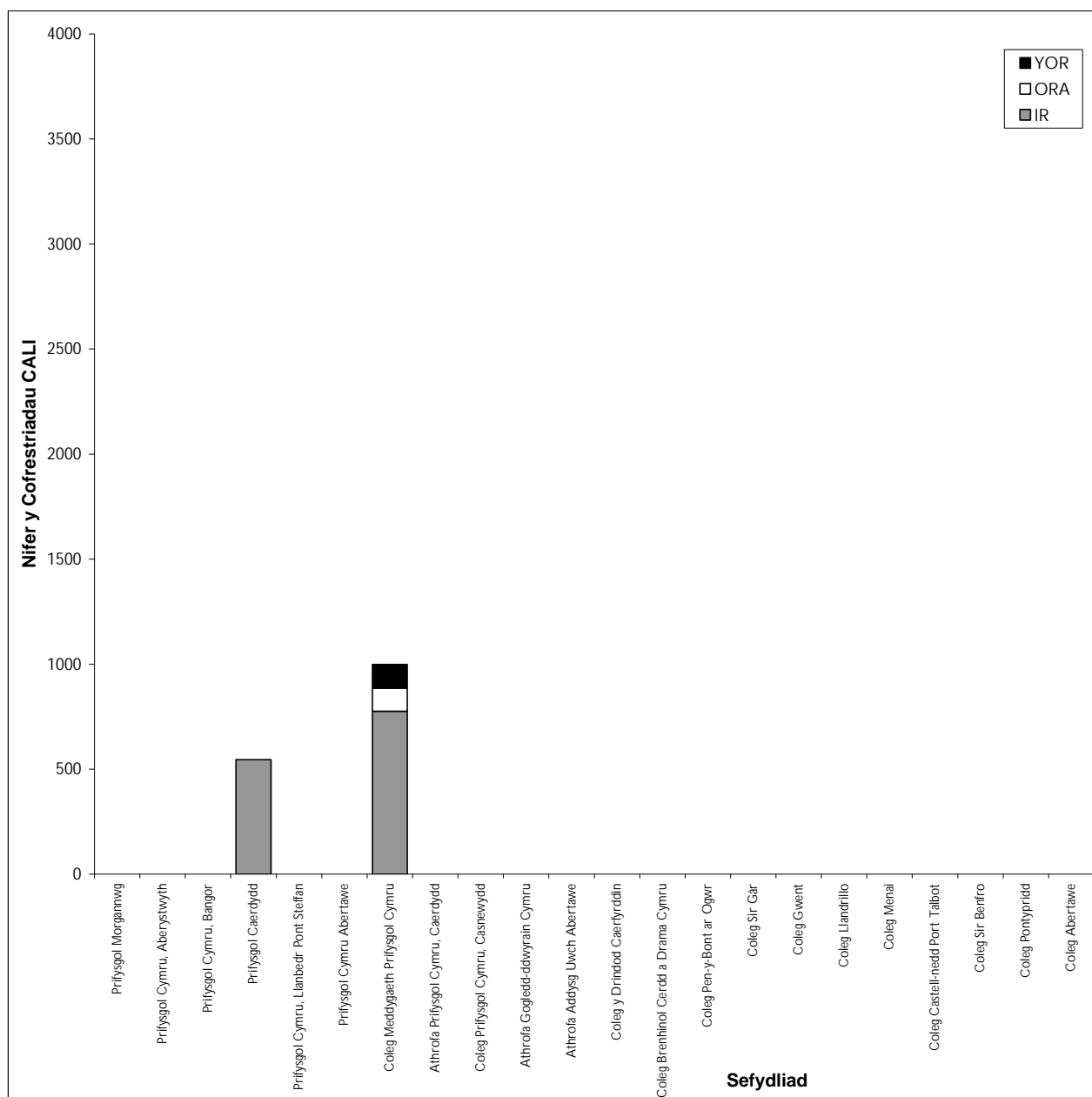
b) Rhan-amser

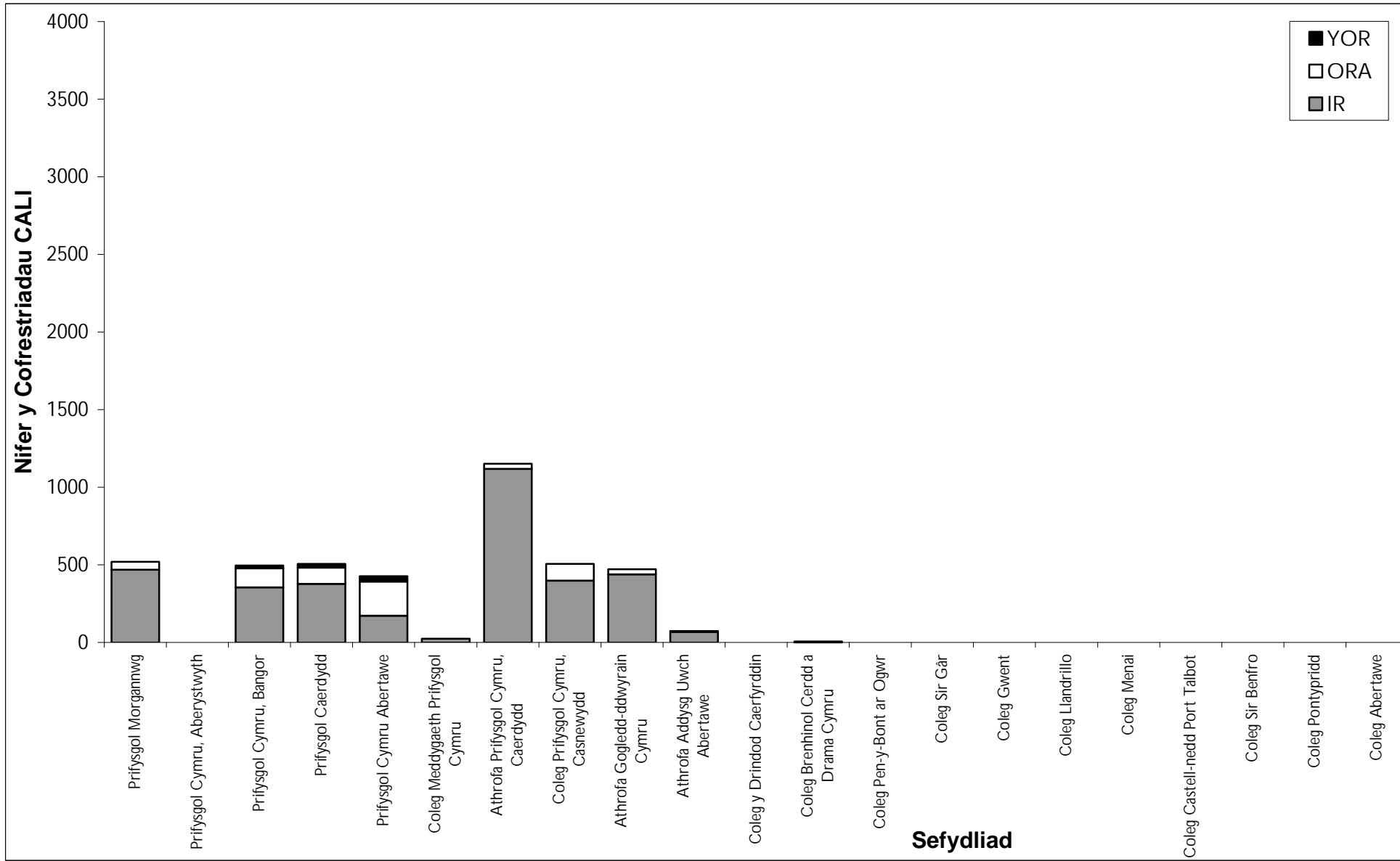
CPA	Sefydliad																						Cyfanswm
	Prifysgol Morgannwg	PC Aberystwyth	PC Bangor	Prifysgol Caerdydd	PC Llanbedr Pont Steffan	PC Abertawe	CMPC	APC Caerdydd	CPC Casnewydd	Athrofa GDdC	AAU Abertawe	Coleg y Drindod Caerfyrddin	CBCDC	Coleg Pen-y-Bont ar Ogwr	Coleg Sir Gâr	Coleg Gwent	Coleg Llandrillo	Coleg Menai	Coleg Castell-nedd Port Talbot	Coleg Sir Benfro	Coleg Pontypridd	Coleg Abertawe	
1 Pynciau Clinigol a Chyn-glinigol	0	0	0	0	0	0	15,330	0	0	0	0	0	0	0	0	0	0	0	0	0	0	0	15,330
2 Pynciau a Phroffesiynau'n gysylltiedig â Meddyga	3,660	0	4,800	2,100	0	14,445	0	3,276	11,120	1,800	900	0	0	0	0	0	0	0	0	0	0	0	42,101
3 Gwyddoniaeth	1,692	3,360	9,660	12,480	0	1,970	0	9,554	1,830	460	0	1,100	0	0	0	0	0	0	0	0	0	0	42,106
4 Peirianneg a Thechnoleg	7,058	0	0	9,210	0	2,455	0	0	740	0	1,092	0	0	0	0	0	0	0	0	0	0	0	20,555
5 Yr Amgylchedd Adelledig	2,385	0	0	6,930	0	0	0	0	0	0	0	0	0	0	0	0	0	0	0	0	0	0	9,315
6 Y Gwyddorau Mathemategol, TG a Chyfrifiadur	10,989	2,280	0	6,210	0	3,210	0	2,188	2,835	0	5,040	0	0	0	0	0	0	0	0	0	0	0	32,752
7 Busnes a Rheolaeth	74,711	2,520	5,010	18,090	0	2,248	0	4,304	13,110	6,892	8,387	770	180	0	0	0	0	0	0	0	0	0	136,222
8 Y Gwyddorau Cymdeithasol	7,901	6,360	3,300	14,790	80	6,995	0	1,556	1,200	0	60	0	0	0	0	0	0	0	0	0	0	0	42,242
9 Dyniaethau	3,612	18,195	5,940	6,570	15,580	6,188	0	310	3,950	1,020	0	1,860	0	0	0	0	0	0	0	0	0	0	63,225
10 Celf, Dylunio a'r Celfyddydau Perfformio	0	1,530	1,500	480	0	0	0	2,480	1,740	240	1,236	960	1,660	0	0	0	0	0	0	0	0	0	11,826
11aa Addysg (HCA) - Cynradd	0	0	0	0	0	0	0	0	0	0	0	0	0	0	0	0	0	0	0	0	0	0	0
11ab1 - Uwchradd - prinder	0	0	0	0	0	0	0	0	0	0	0	0	0	0	0	0	0	0	0	0	0	0	0
11ab2 - Uwchradd - dim prinder	0	0	0	0	0	0	0	0	0	0	0	0	0	0	0	0	0	0	0	0	0	0	0
11b Addysg (Nid HCA)	825	710	9,840	1,530	0	5,195	0	7,442	14,185	6,030	7,690	3,760	0	0	0	0	0	0	0	0	0	0	57,207
Cyfanswm	112,833	34,955	40,050	78,390	15,660	42,706	15,330	31,110	50,710	16,442	24,405	8,450	1,840	0	0	0	0	0	0	0	0	0	472,881

Sylwer bod rhan-amser yn cynnwys gwerthoedd credyd yn gysylltiedig ag elfen draethawd cwrs ol-radd a addysgir amser-llawn.

**Tabl C1: Pynciau Clinigol a Chyn-glinigol
Nifer y Cofrestrïadau Cartref a CE Cyllidawdy yn 2001/02**

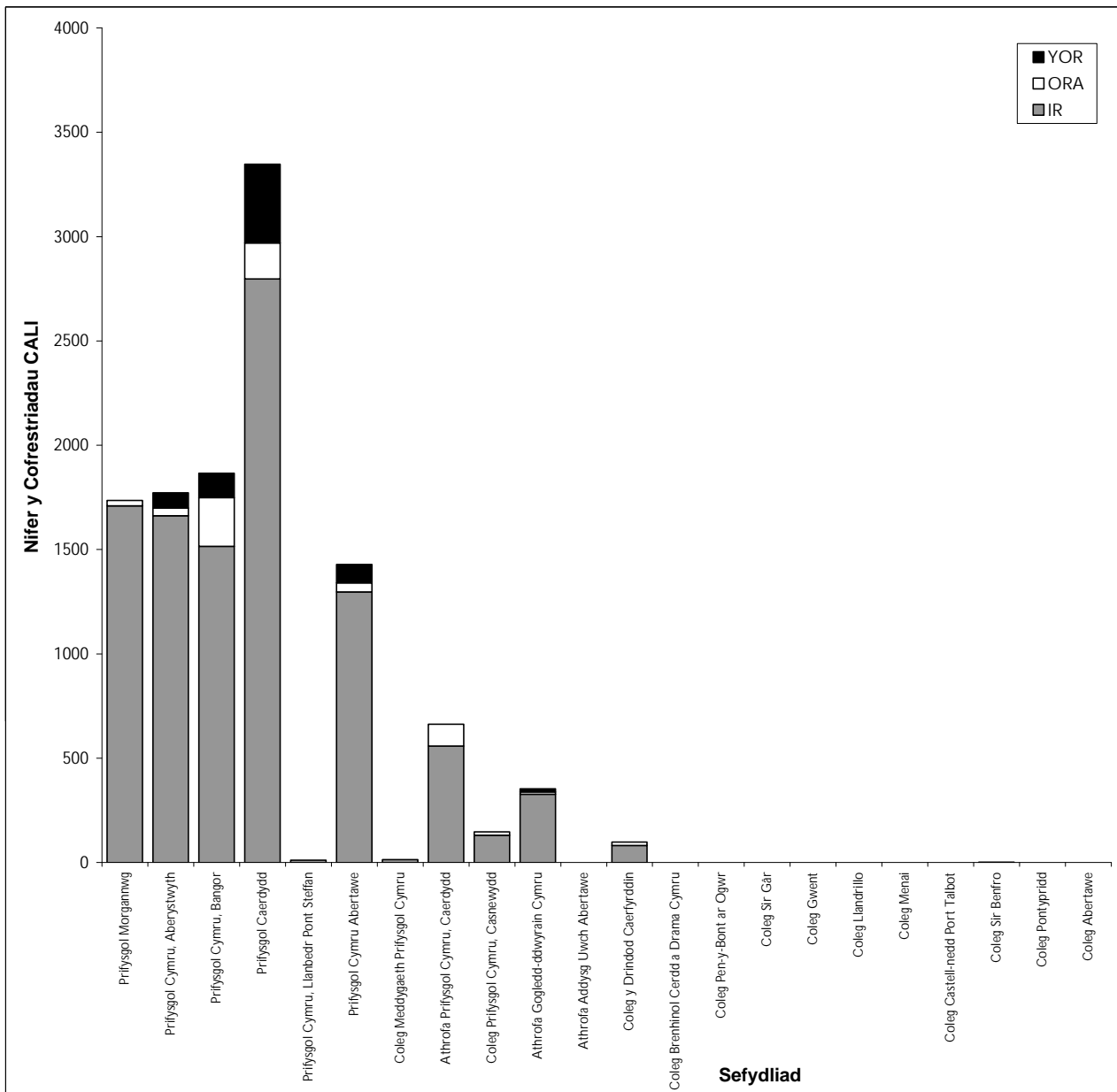
Sefydliad	Israddedigion (gan gynnwys nid-gradd)				Ol-radd a Addysgir		Ymchwil Ol-radd		Cyfans.
	ALI	RhBA	RhA - nid Ff	RhA Ff	ALI	RhA	ALI	RhA	
Prifysgol Caerdydd	545	0	1	0	0	0	0	0	546
Coleg Meddygaeth Prifysgol Cymru	775	0	0	0	11	199	79	68	1,132
Cyfanswm	1,320	0	1	0	11	199	79	68	1,678

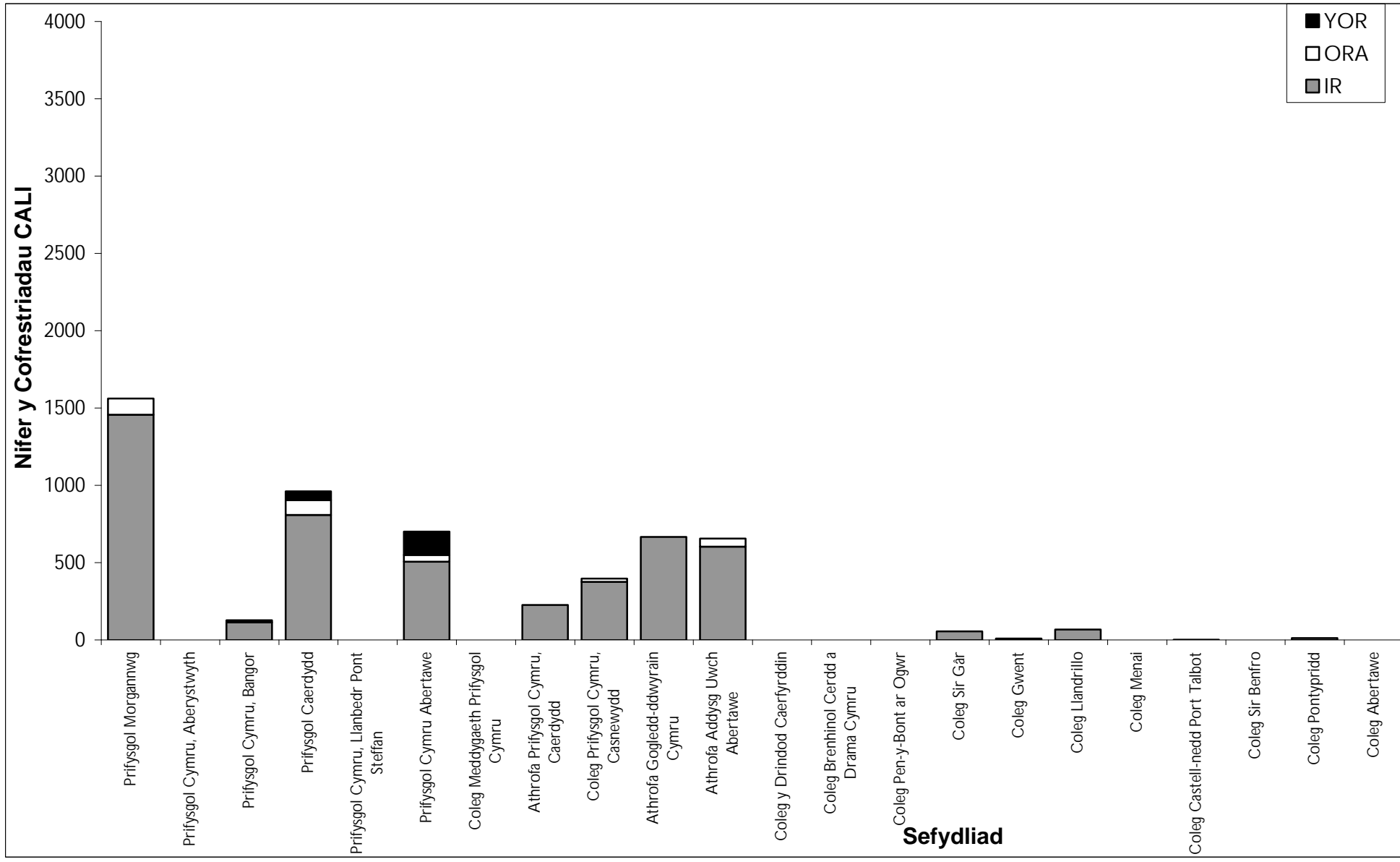


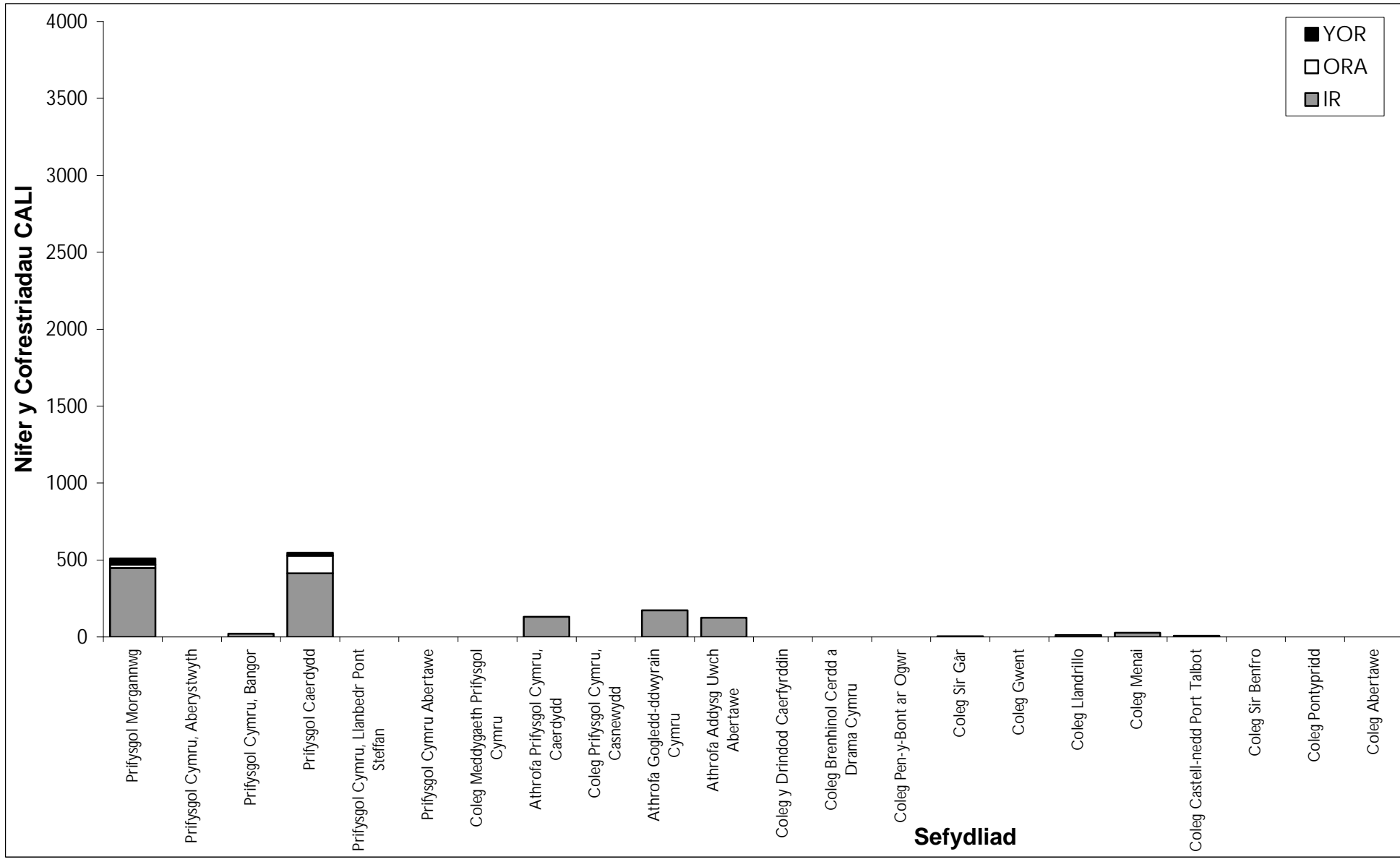


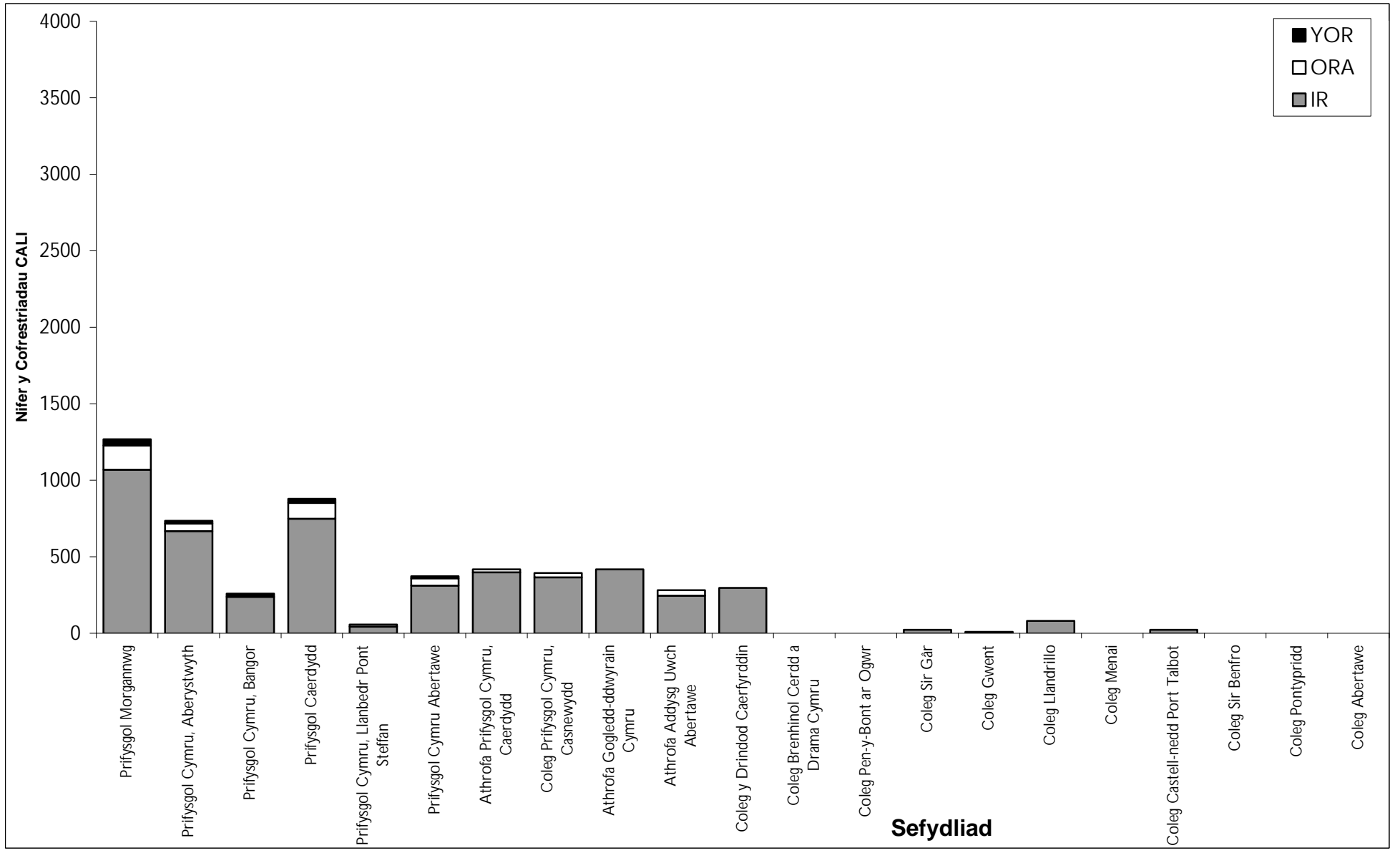
Tabl C3: Gwyddoniaeth
Nifer y Cofrestrïadau Cartref a CE Cyllidawdy yn 2001/02

Sefydliad	Israddedigion (gan gynnwys nid-gradd)				Ol-radd a Addysgir		Ymchwil Ol-radd		Cyfans.
	ALI	RhBA	RhA - nid Ff	RhA Ff	ALI	RhA	ALI	RhA	
Prifysgol Morgannwg	1,517	0	210	175	15	21	0	0	1,938
Prifysgol Cymru, Aberystwyth	1,484	45	278	33	16	42	72	2	1,972
Prifysgol Cymru, Bangor	1,485	19	21	21	155	158	104	26	1,988
Prifysgol Caerdydd	2,653	94	194	0	82	180	361	34	3,598
Prifysgol Cymru, Llanbedr Pont Steffan	10	0	2	0	0	0	0	0	12
Prifysgol Cymru Abertawe	1,295	5	0	0	29	30	79	18	1,455
Coleg Meddygaeth Prifysgol Cymru	13	0	0	0	0	0	0	0	13
Athrofa Prifysgol Cymru, Caerdydd	510	19	73	4	11	187	0	0	804
Coleg Prifysgol Cymru, Casnewydd	130	0	3	0	0	32	0	0	165
Athrofa Gogledd-ddwyrain Cymru	280	0	94	0	0	23	14	2	413
Coleg y Drindod Caerfyrddin	61	0	40	0	5	24	0	0	130
Coleg Sir Benfro	0	0	4	0	0	0	0	0	4
Cyfanswm	9,436	182	919	233	312	697	630	82	12,490



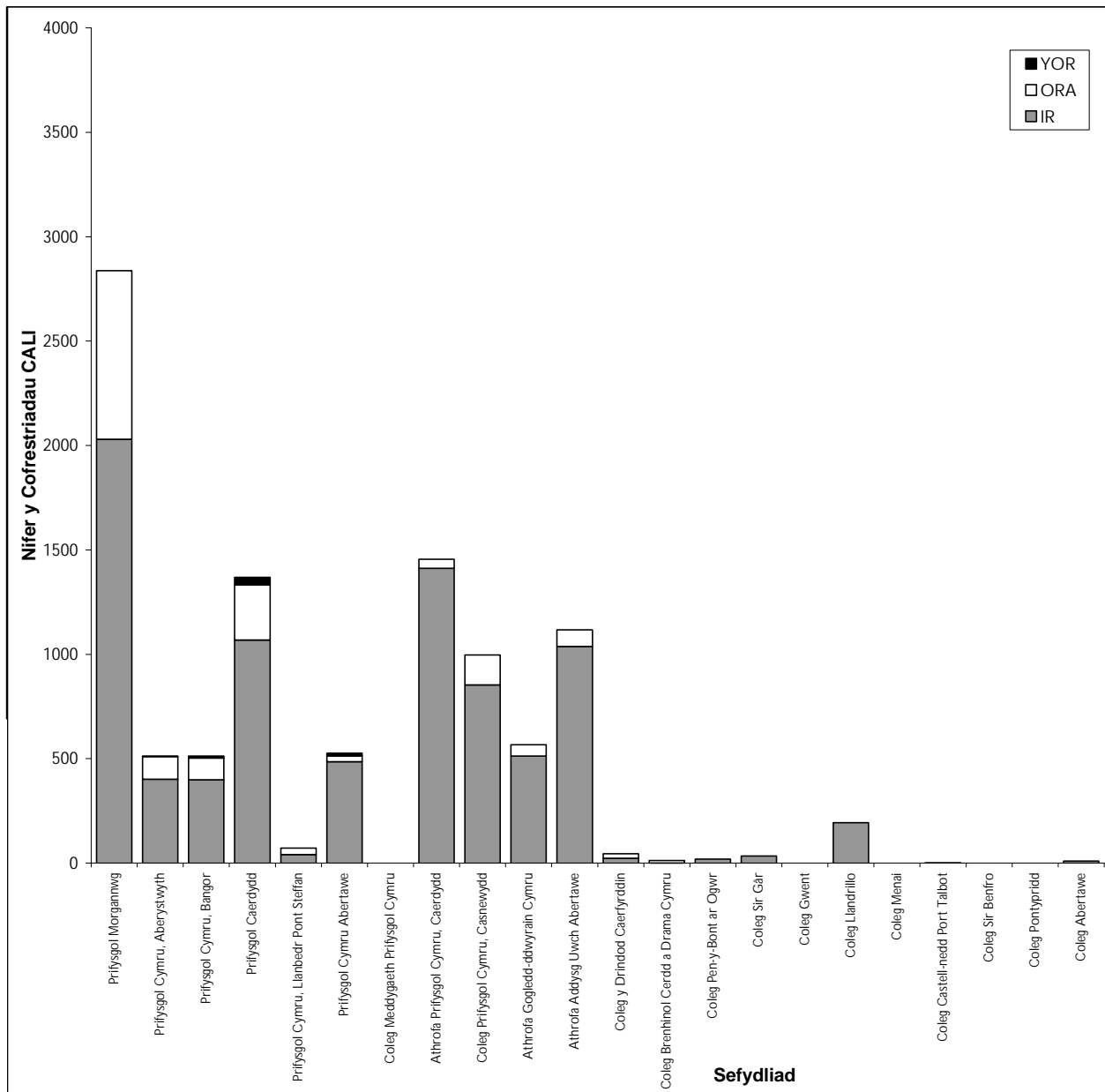






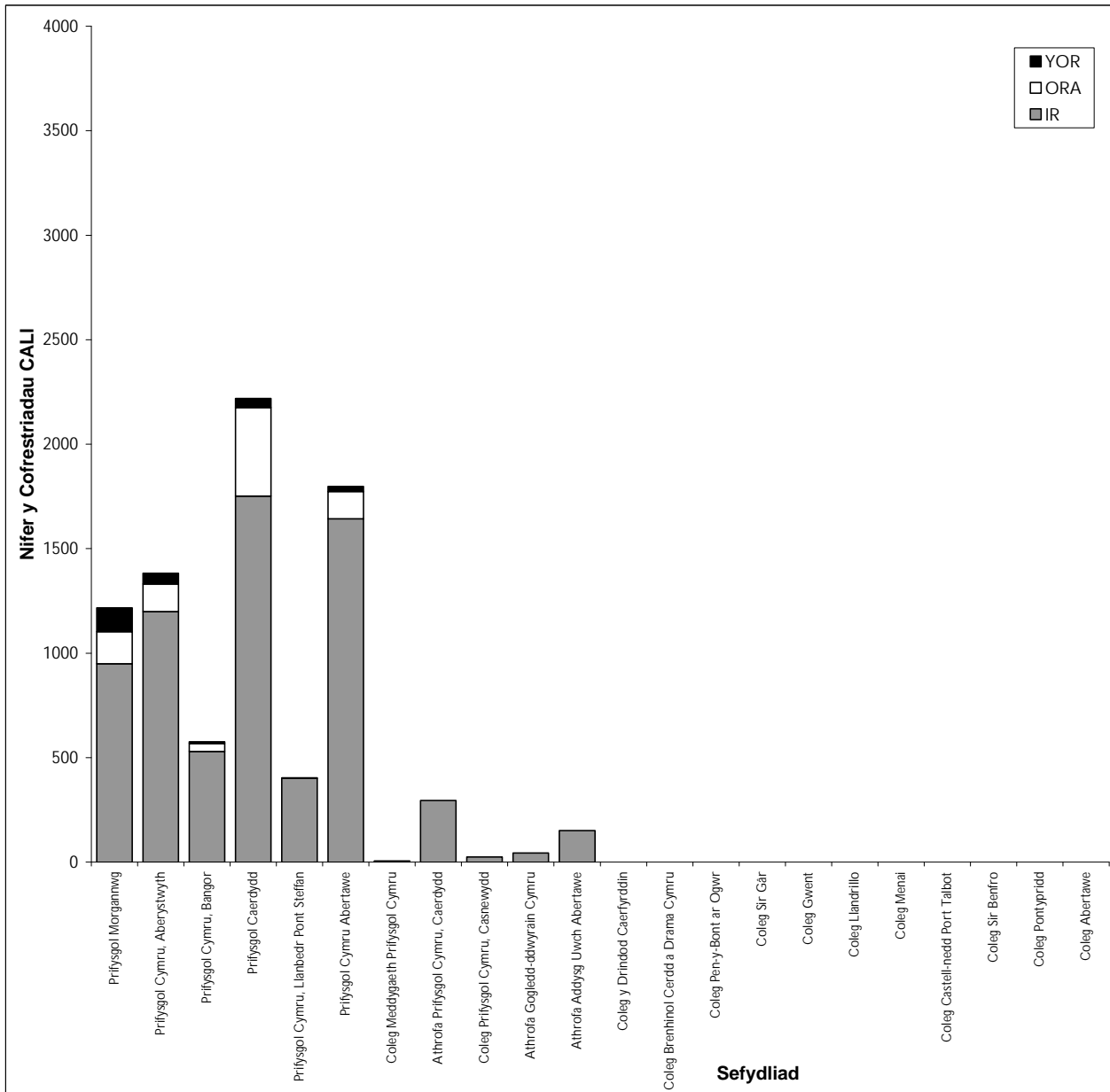
Tabl C7: Busnes a Rheolaeth
Nifer y Cofrestriadau Cartref a CE Cyllidawdy yn 2001/02

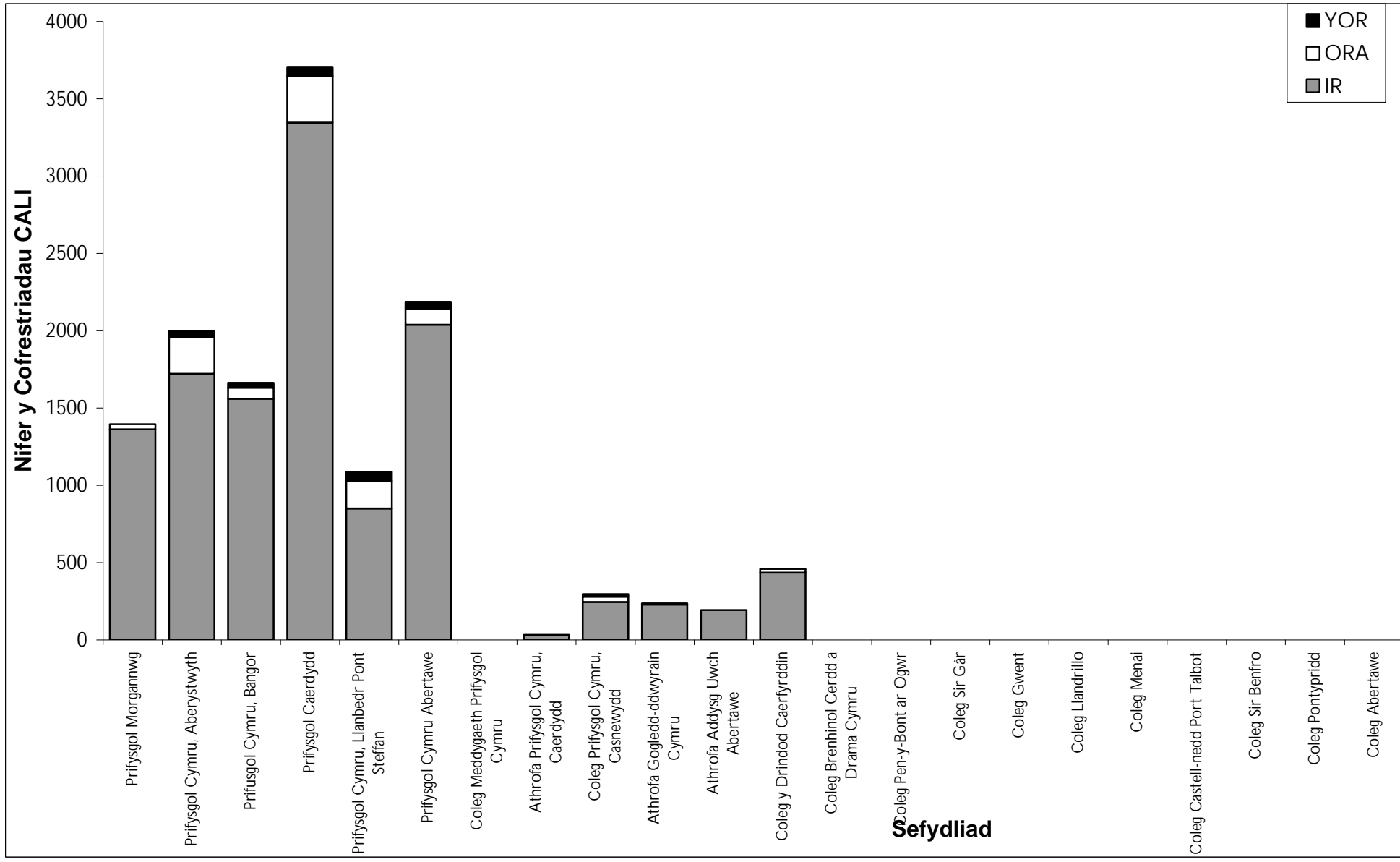
Sefydliad	Israddedigion (gan gynnwys nid-gradd)				Ôl-radd a Addysgir		Ymchwil Ôl-radd		Cyfans.
	ALI	RhBA	RhA - nid Ff	RhA Ff	ALI	RhA	ALI	RhA	
Prifysgol Morgannwg	1,460	83	384	672	105	1,407	0	0	4,111
Prifysgol Cymru, Aberystwyth	395	3	11	0	88	41	3	1	541
Prifysgol Cymru, Bangor	322	4	152	0	62	82	8	4	634
Prifysgol Caerdydd	1,013	5	106	0	139	250	30	12	1,555
Prifysgol Cymru, Llanbedr Pont Steffan	39	0	1	3	31	0	0	0	74
Prifysgol Cymru Abertawe	476	21	0	0	9	34	12	3	555
Coleg Meddygaeth Prifysgol Cymru	0	0	1	0	0	0	0	0	1
Athrofa Prifysgol Cymru, Caerdydd	1,290	37	185	22	17	53	0	0	1,604
Coleg Prifysgol Cymru, Casnewydd	259	0	989	200	18	251	0	0	1,717
Athrofa Gogledd-ddwyrain Cymru	229	0	536	30	0	110	0	0	905
Athrofa Addysg Uwch Abertawe	868	15	324	0	13	133	0	0	1,353
Coleg y Drindod Caerfyrddin	19	0	7	0	17	9	0	0	52
Coleg Brenhinol Cerdd a Drama Cymru	0	0	0	0	10	3	0	0	13
Coleg Pen-y-Bont ar Ogwr	18	0	1	0	0	0	0	0	19
Coleg Sir Gâr	34	0	0	0	0	0	0	0	34
Coleg Llandrillo	92	0	202	0	0	0	0	0	294
Coleg Castell-nedd Port Talbot	0	0	2	0	0	0	0	0	2
Coleg Abertawe	7	0	6	0	0	0	0	0	13
Cyfanswm	6,519	168	2,907	927	508	2,373	53	20	13,474



**Tabl C8: Y Gwyddorau Cymdeithasol
Nifer y Cofrestrïadau Cartref a CE Cyllidawdy yn 2001/02**

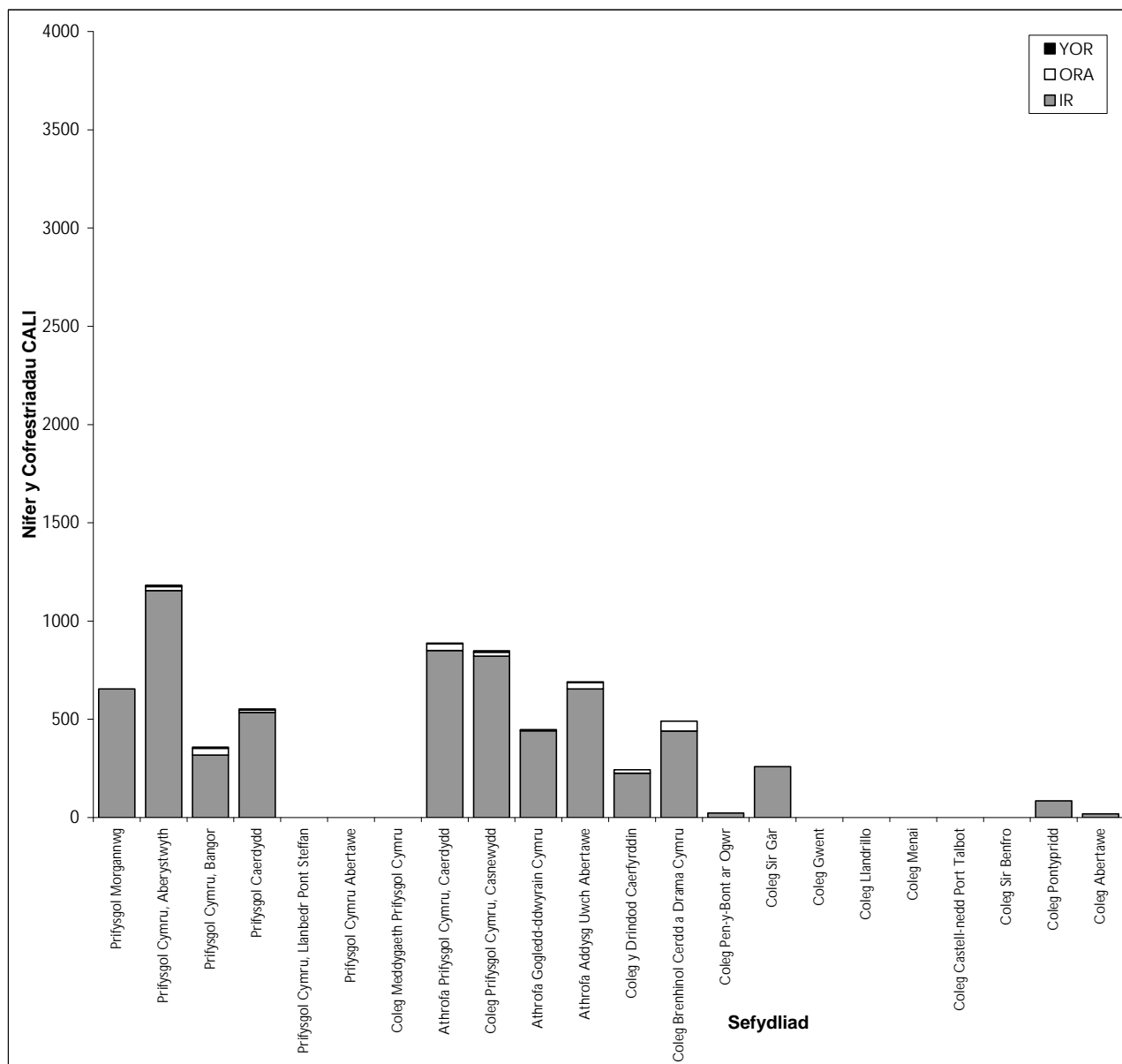
Sefydliad	Israddedigion (gan gynnwys nid-gradd)				Ôl-radd a Addysgir		Ymchwil Ôl-radd		Cyfans.
	ALI	RhBA	RhA - nid Ff	RhA Ff	ALI	RhA	ALI	RhA	
Prifysgol Morgannwg	885	6	108	15	84	139	63	101	1,401
Prifysgol Cymru, Aberystwyth	1,179	4	36	0	81	103	48	7	1,458
Prifysgol Cymru, Bangor	394	1	241	29	14	49	7	1	736
Prifysgol Caerdydd	1,609	1	284	0	325	197	36	15	2,467
Prifysgol Cymru, Llanbedr Pont Steffan	83	0	635	0	2	2	0	0	722
Prifysgol Cymru Abertawe	1,620	6	10	29	76	111	19	11	1,882
Coleg Meddygaeth Prifysgol Cymru	0	0	12	0	0	0	0	0	12
Athrofa Prifysgol Cymru, Caerdydd	289	0	11	0	0	0	0	0	300
Coleg Prifysgol Cymru, Casnewydd	1	0	48	0	0	0	0	0	49
Athrofa Gogledd-ddwyrain Cymru	31	0	25	0	0	0	0	0	56
Athrofa Addysg Uwch Abertawe	121	0	61	0	0	0	0	0	182
Cyfanswm	6,210	18	1,471	73	581	601	173	135	9,262

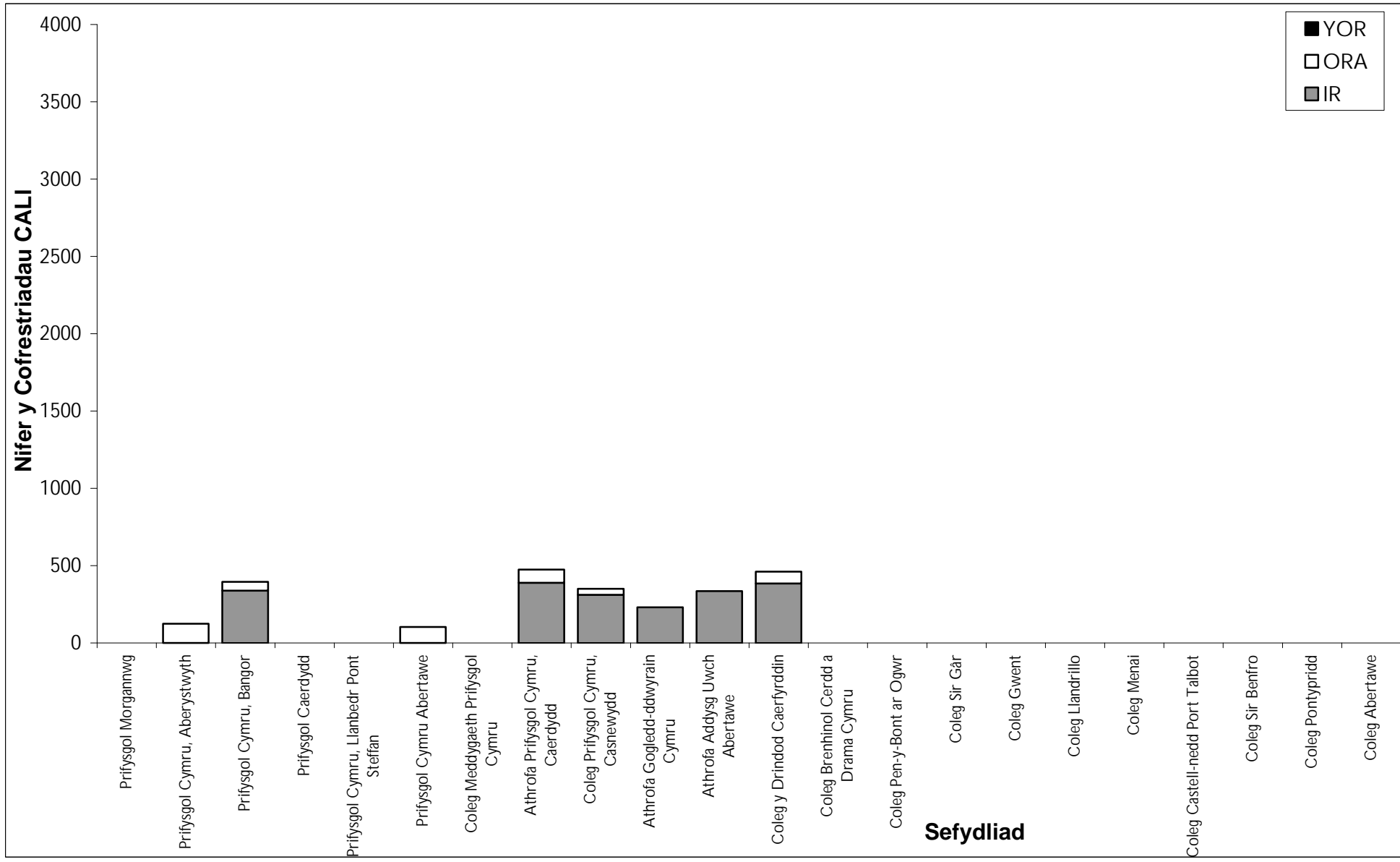


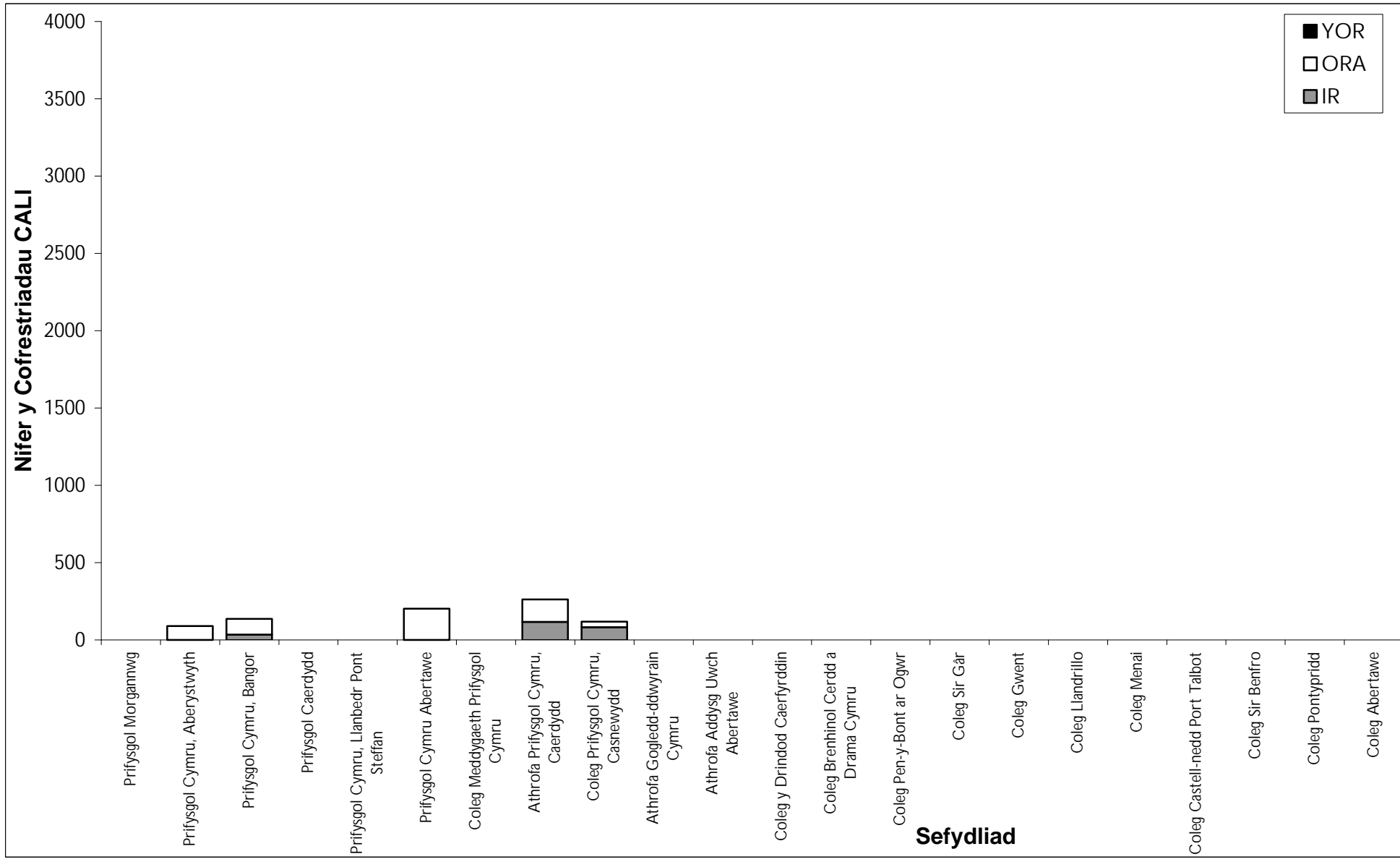


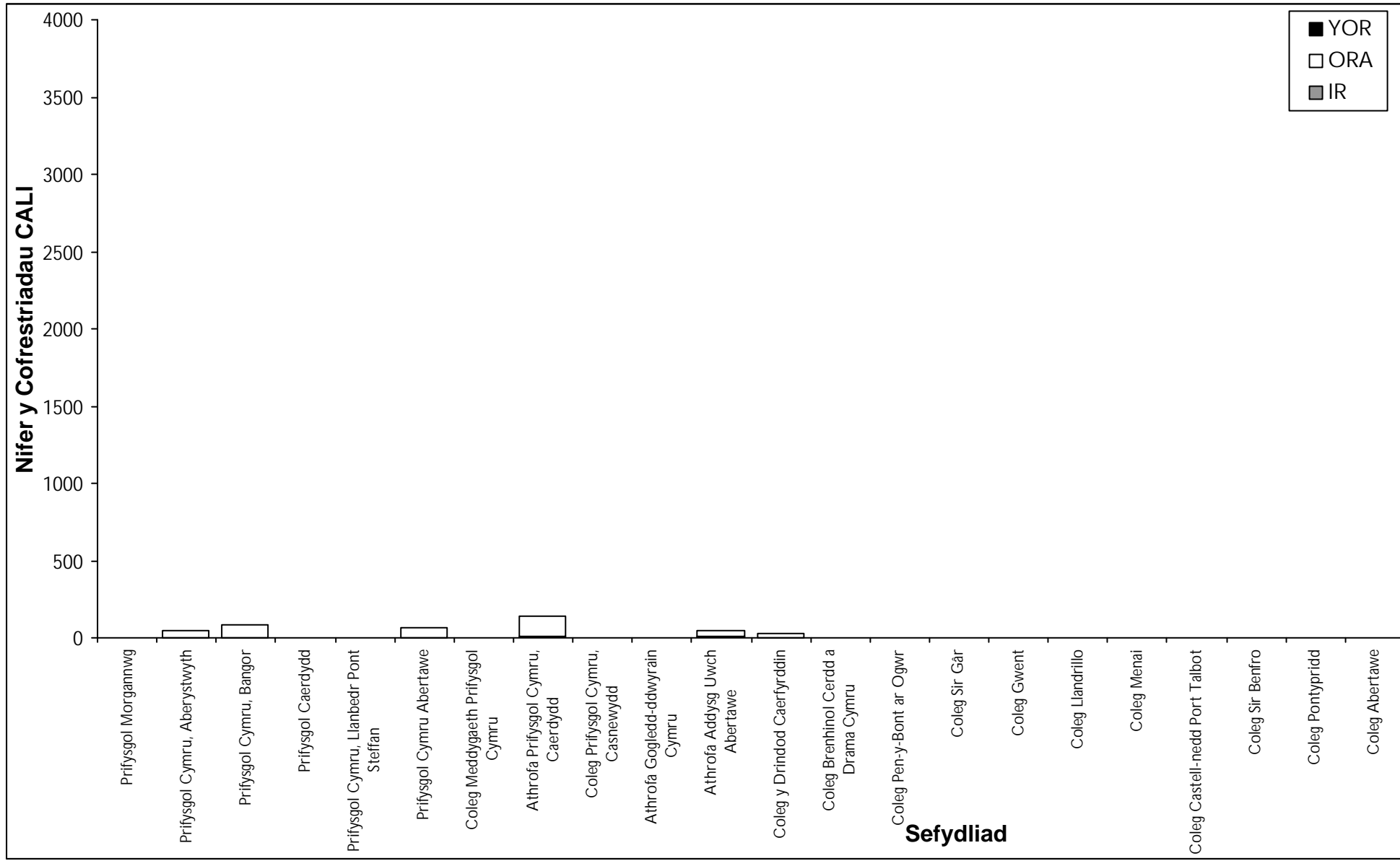
**Tabl C10: Celf, Dylunio a'r Celfyddydau Perfformio
Nifer y Cofrestrïadau Cartref a CE Cyllidawy yn 2001/02**

Sefydliad	Israddedigion (gan gynnwys nid-gradd)				Ol-radd a Addysgir		Ymchwil Ol-radd		Cyfans.
	ALI	RhBA	RhA - nid Ff	RhA Ff	ALI	RhA	ALI	RhA	
Prifysgol Morgannwg	633	1	25	19	0	0	0	0	678
Prifysgol Cymru, Aberystwyth	885	2	539	0	9	21	6	4	1,466
Prifysgol Cymru, Bangor	113	0	410	0	23	24	3	5	578
Prifysgol Caerdydd	393	1	283	0	7	8	6	2	700
Athrofa Prifysgol Cymru, Caerdydd	838	0	23	0	14	42	1	3	921
Coleg Prifysgol Cymru, Casnewydd	818	0	8	0	10	20	7	0	862
Athrofa Gogledd-ddwyrain Cymru	391	0	41	62	3	4	0	0	501
Athrofa Addysg Uwch Abertawe	577	0	155	0	24	19	0	2	777
Coleg y Drindod Caerfyrddin	140	0	173	0	8	17	0	0	338
Coleg Brenhinol Cerdd a Drama Cymru	432	0	17	0	36	29	0	0	514
Coleg Pen-y-Bont ar Ogwr	15	0	17	0	0	0	0	0	32
Coleg Sir Gâr	231	0	57	0	0	0	0	0	288
Coleg Pontypridd	74	0	23	0	0	0	0	0	97
Coleg Abertawe	15	0	7	0	0	0	0	0	22
Cyfanswm	5,553	4	1,778	81	134	184	23	16	7,772



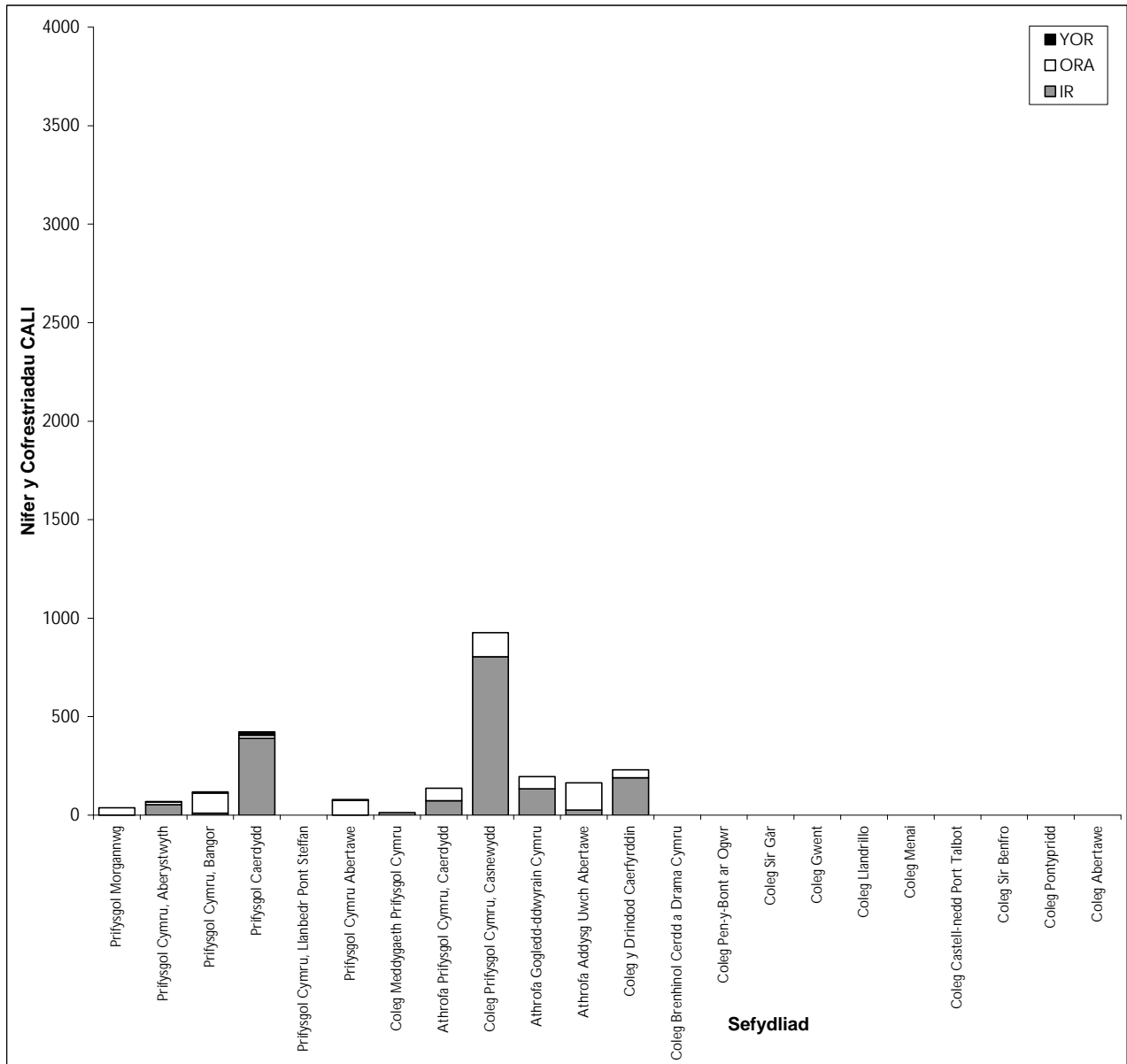






**Tabl C11b: Addysg Nid-HCA
Nifer y Cofrestriadau Cartref a CE Cyllidawdy yn 2001/02**

Sefydliad	Israddedigion (gan gynnwys nid-gradd)				Ol-radd a Addysgir		Ymchwil Ol-radd		Cyfans.
	ALI	RhBA	RhA - nid Ff	RhA Ff	ALI	RhA	ALI	RhA	
Prifysgol Morgannwg	0	0	0	0	0	76	0	0	76
Prifysgol Cymru, Aberystwyth	53	1	1	0	0	25	0	5	85
Prifysgol Cymru, Bangor	10	0	0	0	0	203	2	9	224
Prifysgol Caerdydd	349	1	80	0	6	19	9	17	481
Prifysgol Cymru Abertawe	0	0	0	0	10	129	1	6	146
Coleg Meddygaeth Prifysgol Cymru	9	0	9	0	0	0	0	0	18
Athrofa Prifysgol Cymru, Caerdydd	14	0	118	0	0	126	0	0	258
Coleg Prifysgol Cymru, Casnewydd	73	0	462	1,001	3	238	0	0	1,777
Athrofa Gogledd-ddwyrain Cymru	0	0	92	176	0	122	0	0	390
Athrofa Addysg Uwch Abertawe	0	0	53	0	0	274	0	0	327
Coleg y Drindod Caerfyrddin	181	0	19	0	6	68	0	0	274
Cyfanswm	688	2	834	1,177	25	1,280	12	37	4,055



Tabl D: Pob Cwrs Addysg Uwch Ffranseis yn 2001/02 yn ôl Ffranseisiwr

Sefydliad	Cytundeb Ffranseis a	Modd Astudio	CPA	Cofrestrïadau	Gwerthoedd credyd	
Prifysgol Morgannwg	Coleg y Drindod Caerfyrddin	RhA	4	0	1,200	
			7	20	0	
			10	2	84	
			9	0	720	
			10	23	2,652	
		Coleg Aberdâr	RhA	4	8	552
				7	56	3,444
				8	0	156
		Coleg y Barri	RhA	4	71	3,417
				6	0	288
	7			36	4,068	
	8			5	240	
	Coleg Pen-y-bont ar Ogwr	RhA	3	40	1,956	
			4	0	396	
			5	46	1,632	
			6	21	1,236	
			7	77	7,146	
			8	0	852	
			9	20	360	
			11b	0	144	
			ALI	3	44	4,488
				4	0	984
		6		28	2,536	
		7		16	2,268	
		8		0	96	
		Coleg Sir Gâr	RhA	3	1	114
				4	81	5,538
	5			29	1,104	
	6			35	3,032	
	7			145	9,528	
	8			0	240	
	ALI			3	23	2,076
				4	2	708
	Coleg Gwent		RhA	2	0	48
				3	21	684
		4		78	5,076	
		6		38	3,696	
		7		78	6,348	
		8		0	612	
		9		8	84	
		10		0	120	
		ALI		4	33	3,312
				6	0	84
	7		6	576		
	8		6	708		
	Coleg Llandrillo		RhA	2	20	0
				3	0	228
				4	8	432
				5	4	168
		6		1	322	
		7		48	2,859	
		8		9	1,224	
		9		9	0	
		10		0	530	
		11b		0	192	
	ALI	2	11	0		
		3	9	2,317		
		6	0	84		
		7	1	168		
		9	14	1,488		
	Coleg Menai	RhA	4	48	1,860	
			5	0	1,176	
			6	0	84	
			7	25	1,563	
			8	0	96	
	Coleg Merthyr Tudful	RhA	3	6	432	
			7	107	8,267	
			8	0	12	

Sefydliad	Cytundeb Ffranseis a	Modd Astudio	CPA	Cofrestriadau	Gwerthoedd credyd
Prifysgol Morgannwg (parhad)	Coleg Castell-nedd Port Talbot	RhA	3	8	516
			4	57	4,176
			6	2	384
			7	77	5,616
			8	0	72
			3	30	3,540
			4	6	480
			7	5	588
	Coleg Sir Benfro	RhA	2	81	1,710
			3	37	1,872
			4	111	7,530
			5	8	732
			6	25	2,175
			7	38	2,776
			8	0	1,164
			3	64	6,588
			4	34	4,920
			5	11	732
	6	42	4,408		
	7	50	5,424		
	8	0	372		
	10	0	444		
	Coleg Pontypridd	RhA	2	7	0
			3	0	544
			4	27	1,932
			5	23	1,320
			6	12	788
			7	121	8,844
8			0	276	
10			17	380	
2			18	0	
3			0	2,040	
9	0	2,040			
10	56	6,130			
Coleg Powys	RhA	3	6	240	
		4	23	2,004	
		6	32	1,588	
		7	20	1,584	
		3	13	1,440	
		6	1	0	
Coleg Abertawe	RhA	6	0	90	
		7	87	5,845	
		3	57	3,078	
Coleg Garddwriaeth Cymru	RhA	4	0	96	
		5	0	108	
		6	0	384	
		7	0	504	
		3	37	3,270	
		4	0	120	
		5	0	168	
		6	0	228	
7	0	660			
Coleg Ystradmynach	RhA	4	0	684	
		6	49	2,236	
		7	45	3,312	
		8	0	180	
		6	0	84	
		8	0	180	
9	8	540			
11b	0	96			
Lleoliad arall yng Nghymru	RhA	8	0	1,320	
		9	25	180	
Sefydliad AB mewn gwlad DU arall neu'r G	RhA	9	38	1,560	
		7	0	12	
Sefydliad AB mewn gwlad DU arall neu'r G	RhA	8	39	3,012	
		9	58	3,520	
		6	0	396	
		7	29	3,312	
Sefydliad AU mewn gwlad DU arall neu'r G	RhA	8	103	12,576	
		4	0	90	
		7	47	3,660	
		4	3	315	
		5	2	36	
		6	0	627	
		7	189	20,618	
		8	0	48	

Sefydliad	Cytundeb Ffranseis a	Modd Astudio	CPA	Cofrestriadau	Gwerthoedd credyd	
Prifysgol Morgannwg (parhad)	Unrhyw leoliad arall y tu allan i Gymru	RhA	4	13	885	
			5	0	45	
			7	76	7,875	
		ALI	9	0	12	
			4	4	270	
			7	45	3,690	
Cyfanswm		Rhan-amser		2,429	168,191	
Cyfanswm		Amser-llawn		1,013	114,905	
Prifysgol Cymru, Aberystwyth	Coleg Sir Gâr	RhA	3	24	2,020	
		ALI	3	2	80	
	Coleg Ceredigion	RhA	3	24	2,880	
		ALI	3	24	2,880	
	Coleg Harlech WEA (N)	RhA	9	1	60	
		ALI	8	1	156	
	Coleg Sir Benfro	RhA	9	3	324	
		ALI	3	7	550	
	Cyfanswm		Rhan-amser		34	2,710
	Cyfanswm		Amser-llawn		28	3,360
Prifysgol Cymru, Bangor	Coleg Llandrillo	RhA	3	13	975	
		8	21	1,575		
		11b	20	1,530		
	Coleg Lllyfasi	RhA	3	7	525	
		ALI	3	1	75	
	Coleg Meirion-Dwyfor	RhA	3	13	1,560	
		ALI	3	13	1,560	
	Coleg Menai	RhA	8	8	600	
		ALI	2	22	2,640	
		4	6	720		
		7	39	4,680		
	Cyfanswm		Rhan-amser		70	5,280
	Cyfanswm		Amser-llawn		80	9,600
Prifysgol Cymru, Llanbedr Pont Steffan	Coleg Aberdâr	RhA	6	1	80	
		9	3	200		
		ALI	6	1	40	
	Coleg Sir Gâr	RhA	9	6	560	
		ALI	6	8	600	
	Coleg Powys	RhA	7	8	1,200	
		ALI	6	4	260	
		7	3	110		
		9	7	580		
		ALI	6	5	620	
	Coleg Powys	RhA	7	3	290	
		9	16	1,860		
ALI		6	3	290		
9		16	1,860			
Cyfanswm		Rhan-amser		18	1,230	
Cyfanswm		Amser-llawn		44	5,170	
Prifysgol Cymru Abertawe	Coleg Sir Gâr	RhA	8	29	2,175	
		ALI	8	35	4,200	
	Coleg Abertawe	RhA	3	31	3,660	
		ALI	3	31	3,660	
Cyfanswm		Rhan-amser		29	2,175	
Cyfanswm		Amser-llawn		66	7,860	
Athrofa Prifysgol Cymru, Caerdydd	Coleg Pen-y-bont ar Ogwr	RhA	2	14	184	
		3	0	280		
		7	0	112		
		8	0	288		
		11b	0	152		
		ALI	2	64	4,981	
		3	0	1,411		
		7	0	432		
		8	0	539		
		9	0	104		
		11b	0	217		
	Coleg Ceredigion	RhA	4	19	1,290	
		ALI	4	19	1,290	
	Coleg Gwent	RhA	5	25	1,575	
		ALI	7	0	210	
	Coleg Menai	RhA	3	4	150	
		7	12	705		
		8	0	60		
	Coleg Merthyr Tudful	RhA	7	15	1,601	
		ALI	7	15	1,601	
	Coleg Castell-nedd Port Talbot	RhA	2	1	0	
		6	19	1,275		
		9	0	120		
		ALI	2	63	5,331	
		3	0	945		
		7	0	322		
	Coleg Castell-nedd Port Talbot	RhA	8	0	308	
9		11	1,819			
11b		0	126			
ALI		9	11	1,819		

Sefydliad	Cytundeb Ffranseis a	Modd Astudio	CPA	Cofrestrïadau	Gwerthoedd credyd
Athrofa Prifysgol Cymru, Caerdydd (parhad)	Coleg Powys	ALI	2	14	1,022
			6	0	182
			7	0	462
			8	0	182
	Coleg Abertawe	RhA	2	3	225
			6	0	240
			7	10	420
		ALI	8	0	210
			2	14	1,664
			6	0	91
	Coleg Ystradmynach	RhA	7	7	182
			8	0	91
			11b	0	364
		ALI	2	23	1,725
			4	28	2,100
			5	26	1,249
	RhA	6	41	2,745	
7		0	90		
Cyfanswm		Rhan-amser		240	16,530
Cyfanswm	Amser-llawn		187	22,376	
Coleg Prifysgol Cymru, Casnewydd	Coleg Pen-y-bont ar Ogwr	RhA	2	62	3,405
			4	131	8,227
			5	0	593
			6	0	353
			7	38	2,258
			8	0	455
		ALI	9	0	20
			11b	235	13,960
			2	0	540
			4	19	285
			5	0	135
			6	0	1,043
	Coleg Sir Gâr	RhA	7	0	83
			8	0	83
			11b	52	2,550
		ALI	2	0	40
			6	0	130
			7	0	50
	RhA	11b	52	2,550	
		2	15	950	
		7	0	50	
	RhA	8	0	300	
		11b	78	4,420	
		6	0	160	
	Coleg Glannau Dyfrdwy	RhA	11b	30	2,140
			2	22	1,060
	Coleg Gwent	RhA	4	68	4,696
			6	0	262
			7	162	9,957
		ALI	8	0	495
			11b	112	4,590
			7	0	100
	Coleg Llandrillo	RhA	11b	49	3,640
			6	0	30
	Coleg Meirion-Dwyfor	RhA	7	0	40
			11b	46	3,180
			4	11	825
	Coleg Merthyr Tudful	RhA	6	16	915
			7	0	70
			9	0	180
			11b	76	5,090
			6	0	90
	Coleg Sir Benfro	RhA	9	0	10
			11b	30	2,190
			6	0	100
	Coleg Powys	RhA	11b	50	3,400
			2	20	1,540
	Coleg Abertawe	RhA	6	0	40
			9	0	100
			11b	59	3,490
			2	30	1,850
	Coleg Ystradmynach	RhA	7	0	180
			8	0	165
9			0	10	
11b			124	8,510	
11b			60	4,540	
Coleg Menai	RhA	11b	60	4,540	
Lleoliad arall yng Nghymru	RhA	2	50	1,000	
		11b	0	30	

Sefydliad	Cytundeb Ffranseis a	Modd Astudio	CPA	Cofrestriadau	Gwerthoedd credyd	
Coleg Prifysgol Cymru, Casnewydd (parhad)	Sefydliad AB mewn gwlad DU arall neu'r G	RhA	6	0	450	
			7	0	10	
			9	0	10	
			11b	160	10,350	
Cyfanswm		Rhan-amser		1,786	113,256	
Cyfanswm		Amser-llawn		19	2,169	
Athrofa Gogledd-ddwyrain Cymru	Coleg Glannau Dyfrdwy	RhA	4	46	3,450	
			11b	23	1,380	
	Coleg Ial	RhA	4	20	1,725	
			5	40	3,000	
			7	30	2,700	
			11b	15	900	
	Coleg Pontypridd	RhA	11b	61	3,660	
	Coleg Menai	RhA	6	31	2,325	
			10	62	4,155	
		ALI	2	28	3,360	
	Lleoliad arall yng Nghymru	RhA	2	346	7,660	
Sefydliad AB mewn gwlad DU arall neu'r G	RhA	11b	77	4,620		
Cyfanswm		Rhan-amser		751	35,575	
Cyfanswm		Amser-llawn		28	3,360	
Coleg Brenhinol Cerdd a Drama Cymru	Coleg Castell-nedd Port Talbot	ALI	10	35	4,200	
			Cyfanswm		0	0
			Cyfanswm		35	4,200
			CYFANSWM		5,357	344,947
		Amser-llawn		1,500	173,000	

Tabl E: Cynnydd mewn Cofrestrïadau a Gwerthoedd Credyd Cyllidawdy 2000/01 i 2001/02 o fewn Celloedd Cyllido yn ôl Sefydliad

Sefydliad	Blwyddyn	Cofrestrïadau					Gwerthoedd Credyd		
		Amser-llawn/Rhyngosod Blwyddyn Allan*				Rhan-amser	Rhan-amser		
		IR Gradd	IR - Nid Gradd	ORA	YOR	YOR	IR (heb Ff)	IR Ff	ORA
Prifysgol Morgannwg	2000/01	6,064	1,423	359	121	168	113,183	151,540	108,472
	2001/02	6,054	1,393	340	118	149	107,496	129,068	112,833
	Cynnydd %	-0.2	-2.1	-5.2	-2.5	-11.3	-5.0	-14.8	4.0
Prifysgol Cymru, Aberystwyth	2000/01	5,281	185	504	183	29	47,645	4,060	30,350
	2001/02	5,364	178	540	181	29	54,580	2,710	34,955
	Cynnydd %	1.6	-3.8	7.2	-1.1	0.0	14.6	-33.3	15.2
Prifysgol Cymru, Bangor	2000/01	4,391	76	493	180	105	38,550	960	24,525
	2001/02	4,224	94	609	179	102	50,635	3,750	40,050
	Cynnydd %	-3.8	24.5	23.4	-0.6	-2.9	31.3	290.6	63.3
Prifysgol Caerdydd	2000/01	10,823	0	999	628	259	57,710	0	88,350
	2001/02	11,155	0	1,058	588	157	65,270	0	78,390
	Cynnydd %	3.1	0	5.9	-6.4	-39.4	13.1	0	-11.3
Prifysgol Cymru, Llanbedr Pont Steffan	2000/01	877	9	55	11	60	79,260	1,030	12,890
	2001/02	762	19	97	19	80	52,480	1,230	15,660
	Cynnydd %	-13.1	111.1	75.5	81.0	33.3	-33.8	19.4	21.5
Prifysgol Cymru Abertawe	2000/01	5,669	84	703	300	196	55,575	1,875	35,825
	2001/02	5,608	68	696	290	167	53,485	2,175	42,706
	Cynnydd %	-1.1	-19.2	-1.0	-3.3	-14.8	-3.8	16.0	19.2
Coleg Meddygaeth Prifysgol Cymru	2000/01	752	0	9	71	34	3,960	0	15,210
	2001/02	797	0	11	79	68	4,200	0	15,330
	Cynnydd %	6.1	0	29.4	11.3	100.0	6.1	0	0.8
Athrofa Prifysgol Cymru, Caerdydd	2000/01	4,036	790	452	1	5	62,601	16,115	29,670
	2001/02	4,147	834	412	1	4	64,182	16,530	31,110
	Cynnydd %	2.8	5.6	-9.0	0.0	-20.0	2.5	2.6	4.9
Coleg Prifysgol Cymru, Casnewydd	2000/01	2,166	170	115	22	2	139,419	90,551	53,593
	2001/02	2,233	165	124	22	2	149,451	102,436	50,710
	Cynnydd %	3.1	-2.9	7.4	0.0	0.0	7.2	13.1	-5.4
Athrofa Gogledd-ddwyrain Cymru	2000/01	1,689	311	0	19	6	101,543	29,970	19,440
	2001/02	1,750	333	3	14	2	112,627	35,575	16,442
	Cynnydd %	3.6	7.2	0	-26.3	-66.7	10.9	18.7	-15.4
Athrofa Addysg Uwch Abertawe	2000/01	2,034	820	71	0	0	60,587	0	22,394
	2001/02	2,085	818	113	0	2	53,405	0	24,405
	Cynnydd %	2.5	-0.2	58.5	0	2	-11.9	0	9.0
Coleg y Drindod Caerfyrddin	2000/01	931	0	149	0	0	16,392	0	6,470
	2001/02	980	0	146	0	0	18,704	0	8,450
	Cynnydd %	5.3	0	-1.7	0	0	14.1	0	30.6
Coleg Brenhinol Cerdd a Drama Cymru	2000/01	434	39	6	0	0	2,520	0	1,260
	2001/02	397	35	52	0	0	1,020	0	1,840
	Cynnydd %	-8.5	-10.3	766.7	0	0	-59.5	0	46.0
Coleg Pen-y-bont ar Ogwr	2000/01	0	16	0	0	0	972	0	0
	2001/02	0	33	0	0	0	1,020	0	0
	Cynnydd %	0	112.9	0	0	0	4.9	0	0
Coleg Sir Gâr	2000/01	44	244	0	0	0	12,025	0	0
	2001/02	45	237	0	0	0	11,657	0	0
	Cynnydd %	1.1	-2.9	0	0	0	-3.1	0	0
Coleg Gwent	2000/01	0	0	0	0	0	4,482	0	0
	2001/02	0	0	0	0	0	2,981	0	0
	Cynnydd %	0	0	0	0	0	-33.5	0	0
Coleg Llandrillo	2000/01	31	202	0	0	0	14,871	0	0
	2001/02	19	157	0	0	0	18,610	0	0
	Cynnydd %	-37.7	-22.1	0	0	0	25.1	0	0
Coleg Menai	2000/01	0	7	0	0	0	525	0	0
	2001/02	0	13	0	0	0	2,100	0	0
	Cynnydd %	0	85.7	0	0	0	300.0	0	0
Coleg Castell-nedd Port Talbot	2000/01	0	17	0	0	0	1,603	0	0
	2001/02	0	19	0	0	0	1,964	0	0
	Cynnydd %	0	12.1	0	0	0	22.5	0	0
Coleg Sir Benfro	2000/01	0	0	0	0	0	288	0	0
	2001/02	0	0	0	0	0	288	0	0
	Cynnydd %	0	0	0	0	0	0.0	0	0
Coleg Pontypridd	2000/01	0	27	0	0	0	2,475	0	0
	2001/02	0	74	0	0	0	3,600	0	0
	Cynnydd %	0	179.2	0	0	0	45.5	0	0
Coleg Abertawe	2000/01	0	13	0	0	0	1,485	0	0
	2001/02	0	22	0	0	0	1,080	0	0
	Cynnydd %	0	69.2	0	0	0	-27.3	0	0
Cyfanswm	2000/01	45,217	4,428	3,913	1,536	864	817,671	296,101	448,449
	2001/02	45,616	4,489	4,198	1,491	762	830,835	293,474	472,881
	Cynnydd %	0.9	1.4	7.3	-2.9	-11.8	1.6	-0.9	5.4

* Mae Rhyngosod Blwyddyn Allian yn gyfartal â 0.5 CALI

Tabl F: Cofrestrïadau/Gwerthoedd Credyd o dan Ail Ran y Cynllun AU mewn AB 2001/02

Cofrestrïadau Amser-llawn

Sefydliad	Categori Pwnc Academaidd				Cyfanswm
	Yr Amgylchedd Adeiledig	Y Gwyddorau Mathemategol, TG a Chyfrifiaduro	Busnes a Rheolaeth	Celf, Dylunio a'r Celfyddydau Perfformio	
Coleg Pen-y-bont ar Ogwr	0	0	18	15	33
Coleg Sir Gâr	0	0	34	0	34
Coleg Llandrillo	0	22	28	0	50
Coleg Menai	13	0	0	0	13
Coleg Castell-nedd Port Talbot	0	0	0	0	0
Coleg Sir Benfro	0	0	0	0	0
Coleg Pontypridd	0	0	0	74	74
Coleg Abertawe	0	0	0	15	15
Cyfanswm	13	22	80	104	219

Gwerthoedd Credyd Rhan-amser

Sefydliad	Categori Pwnc Academaidd						Cyfanswm
	Gwyddoniaeth	Peirianeg a Thechnoleg	Yr Amgylchedd Adeiledig	Y Gwyddorau Mathemategol, TG a Chyfrifiaduro	Busnes a Rheolaeth	Celf, Dylunio a'r Celfyddydau Perfformio	
Coleg Pen-y-bont ar Ogwr	0	0	0	480	72	468	1,020
Coleg Sir Gâr	0	1,848	0	1,112	12	30	3,002
Coleg Llandrillo	0	180	1,785	0	7,404	0	9,369
Coleg Menai	0	0	2,400	0	0	0	2,400
Coleg Castell-nedd Port Talbot	0	360	1,005	0	187	0	1,552
Coleg Sir Benfro	288	0	0	0	0	0	288
Coleg Pontypridd	0	1,875	0	0	0	1,725	3,600
Coleg Abertawe	0	0	0	0	0	630	630
Cyfanswm	288	4,263	5,190	1,592	7,675	2,853	21,861