

Destinations of leavers from Higher Education Longitudinal Survey (2002/03)

Susan Full

Post-16 Education Statistics



Llywodraeth Cynulliad Cymru
Welsh Assembly Government

Y Gyfarwyddiaeth Ystadegol
Statistical Directorate



ystadegau
ar gyfer cymru
statistics
for wales

- Background
- Survey Design
- Survey Process
- Key Results
- Next survey
- Other WAG interests



Llywodraeth Cynulliad Cymru
Welsh Assembly Government

Y Gyfarwyddiaeth Ystadegol
Statistical Directorate

Background

- DLHE survey introduced 2002/03
 - All HE leavers, 6 months after graduation
- Intention to add longitudinal element
- Piloted during 2005
 - Test process, no analysis
- Recommended to conduct full survey of 2002/03 cohort 3.5 years after graduation during 2006
- Funded by Funding Councils



Survey Design

- Sample of DLHE responders
- Over sampling for specific groups
 - all foundation degrees and Research Council students
 - non-white ethnic groups
 - Welsh, Scottish and N Irish students
 - Students at Welsh, Scottish and N Irish HEIs
 - TTA funded, health profession students



Llywodraeth Cynulliad Cymru
Welsh Assembly Government

Y Gyfarwyddiaeth Ystadegol
Statistical Directorate



ystadegau
ar gyfer cymru
statistics
for wales

Survey Process

- 164 HEIs asked to participate
 - 5 declined including 1 Welsh HEI
- Data collection conducted by IFF/YouGov
- HEIs provided contact details for sample
- Mail/ Telephone/ Web



Llywodraeth Cynulliad Cymru
Welsh Assembly Government

Y Gyfarwyddiaeth Ystadegol
Statistical Directorate



Overall sample size

- 412,580 graduates in 2002/03
- 307,650 responded to Early DLHE
- 62,040 selected for LDLHE
- 55,900 with contact details
 - 55,521 with address
 - 46,838 with telephone but 13,000 were unusable
 - 11,187 with e-mail but 2,252 were known to be not delivered
- 24,825 responded to LDLHE



Response Rates

- 40.0% overall unweighted
- 41.6% overall weighted
- Welsh HEIs - 40.6% weighted, 2,360 responders
- effective sample size 2,203
- Welsh domiciles - 43.2% weighted, 2,536 responders
- effective sample size 2,510
- Variation in response rates by sub-group
- Variation between HEIs - most 30-49%, 2<20%



Questionnaire topics

- Main activity on 27/11/06 - all
- Employment details - in employment
- Course and qualification aim - in education
- Qualifications gained since 02/03 - all
- All activities since 02/03 - subsample
- Satisfaction - all



Llywodraeth Cynulliad Cymru
Welsh Assembly Government

Analysis

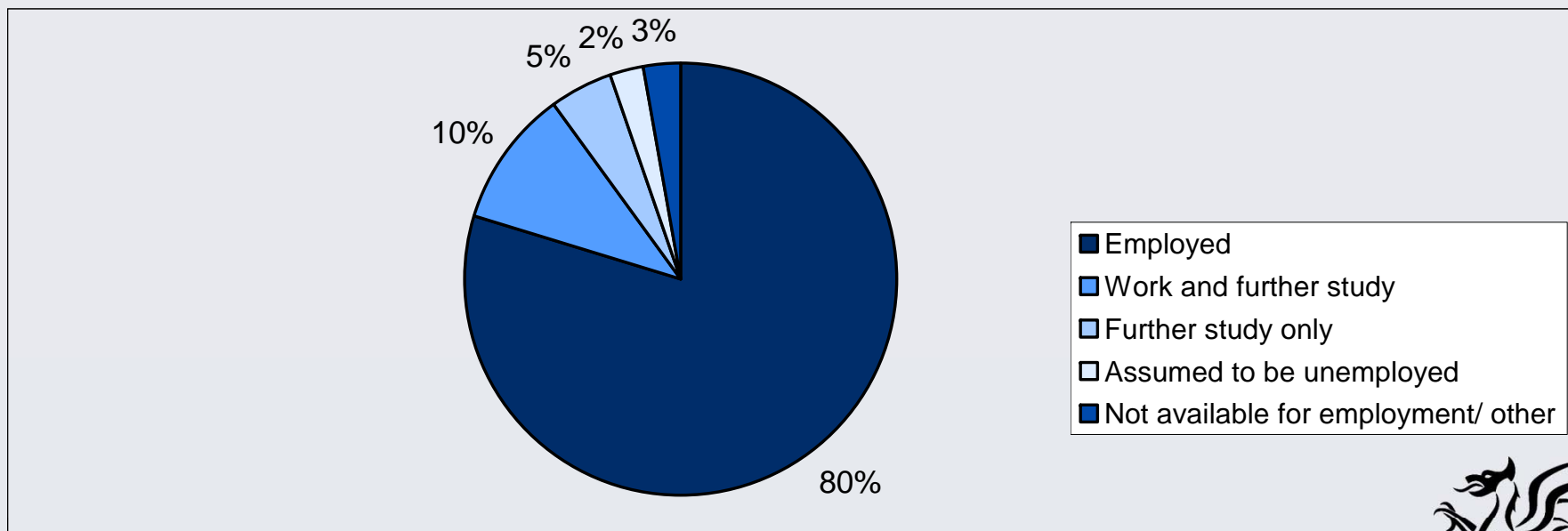
- NatCen contracted to provide analysis
- Limited results for Wales
- Published reports via HESA – available free on web
 - Assessment of robustness and fitness for purpose (Jun 07)
 - Guidelines for use of the longitudinal survey set (Aug 07)
 - Key findings (Nov 07)
 - Comparison with LFS (Feb 08)



Llywodraeth Cynulliad Cymru
Welsh Assembly Government

Y Gyfarwyddiaeth Ystadegol
Statistical Directorate

Key results: Main Activity



Llywodraeth Cynulliad Cymru
Welsh Assembly Government

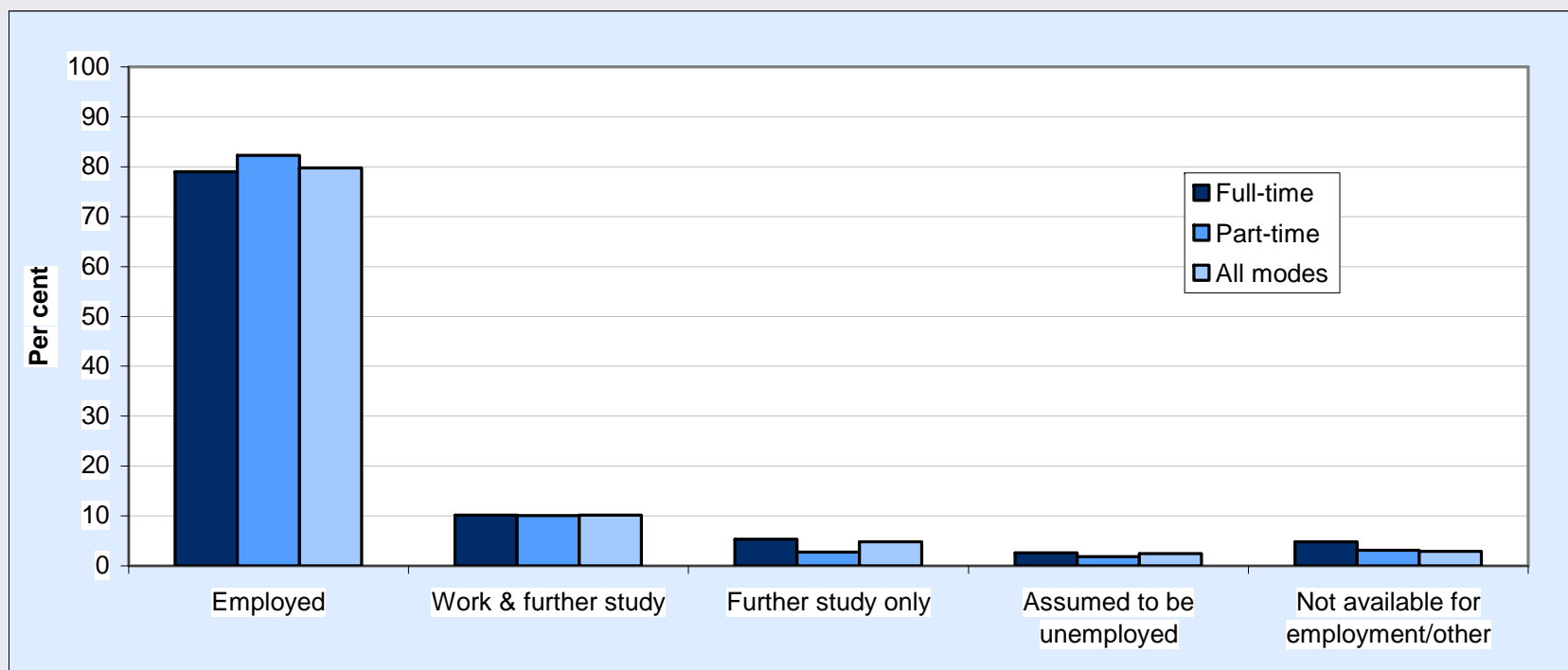
Y Gyfarwyddiaeth Ystadegol
Statistical Directorate

Main activity: Welsh and UK HEIs

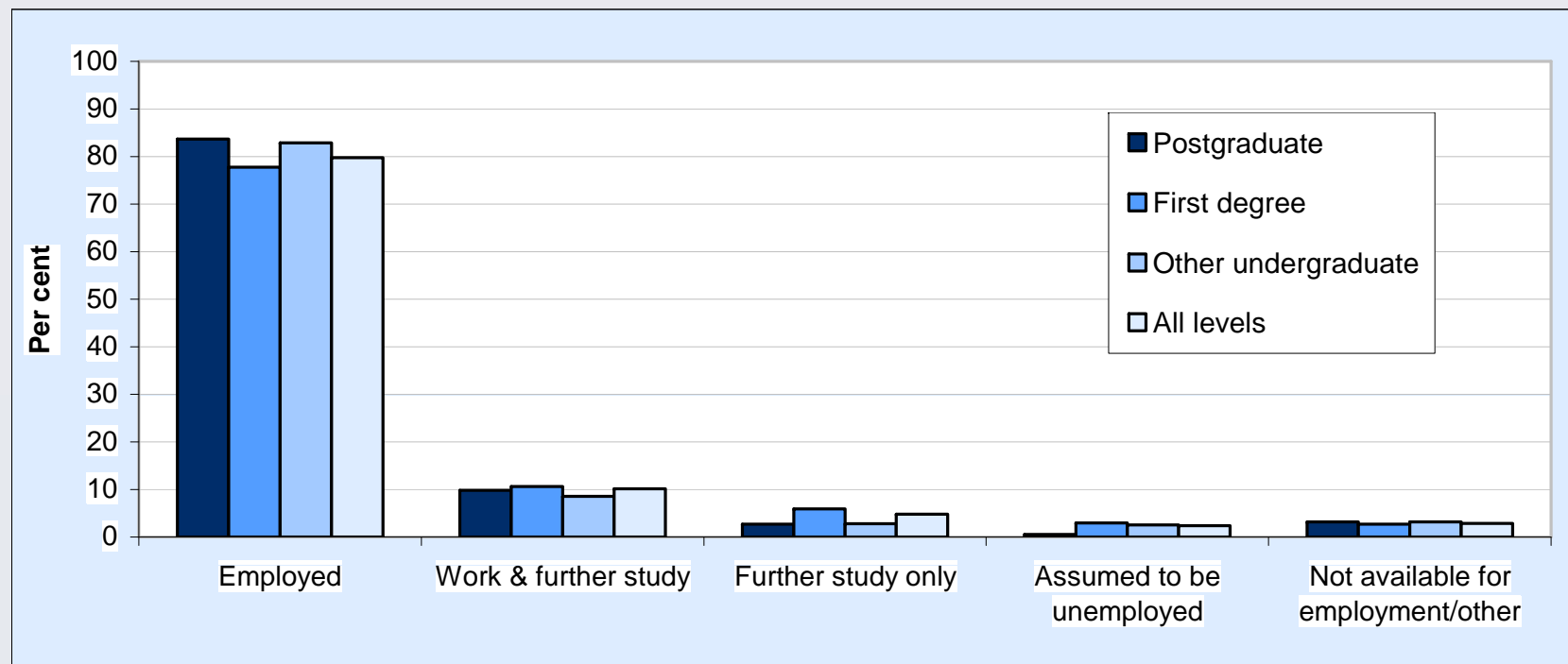
	Welsh HEIs		UK HEIs
	Long DLHE	Early DLHE	Long DLHE
Employed	80	65	81
Work and further study	10	11	9
Further study only	5	14	5
Assumed unemployed	2	5	2



Main activity by mode



Main activity by level



Llywodraeth Cynulliad Cymru
 Welsh Assembly Government

Y Gyfarwyddiaeth Ystadegol
Statistical Directorate

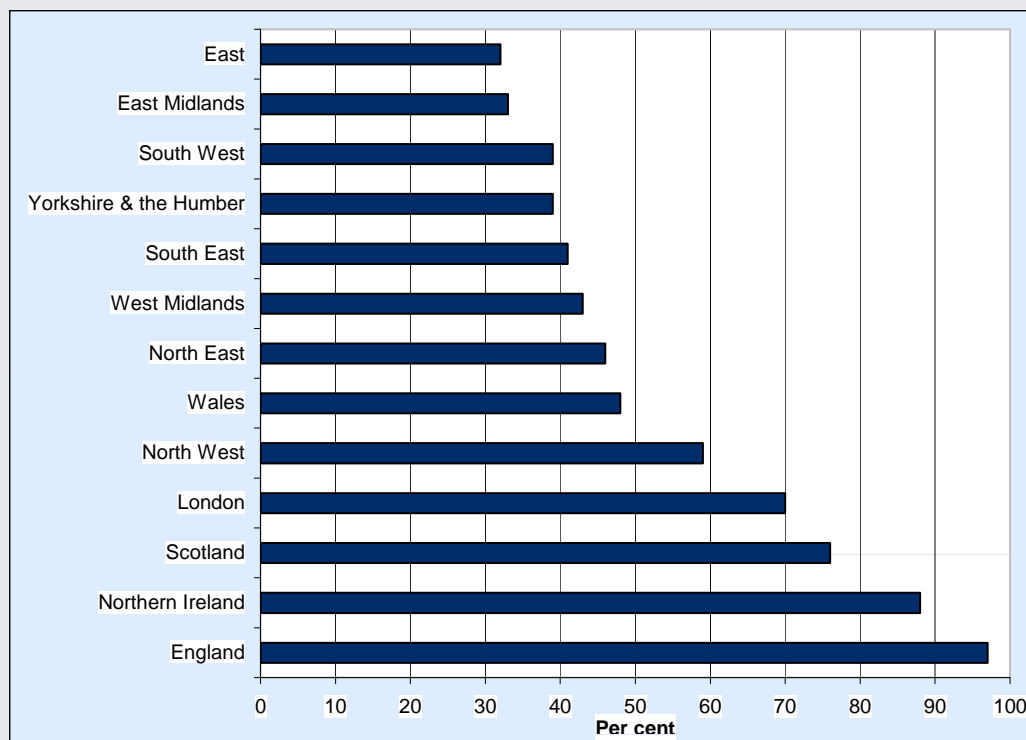


Where were they working

- 67% of postgraduates were employed in Wales
- 48% of first degree qualifiers
- 84% of other undergraduates
- Lower than other UK countries but comparable to English regions



Retention in region/ country of HEI



Llywodraeth Cynulliad Cymru
Welsh Assembly Government

Y Gyfarwyddiaeth Ystadegol
Statistical Directorate



Retention of First Degree Qualifiers

	Country of HEI	Domicile	Early DLHE
Wales	48	63	71
England	97	98	98
Scotland	76	84	88
N Ireland	88	80	91

Wales comparable to English regions for all levels





UK results: Employment

- 80 per cent in ‘graduate occupation’
 - 93 per cent of postgraduates
 - 77 per cent of first degree
 - 74 per cent of other undergraduates
- 80 per cent in a permanent or open-ended contract





UK Results: Activity History

- 22 per cent had been unemployed
- 91 per cent had been employed full-time
- 25 per cent had been employed part-time
- 23 per cent had been full-time student
- 10 per cent had travelled/ time out

- 76 per cent had had at least one ‘graduate job’
- 47 per cent had had a ‘non-graduate job’





ystadegau
ar gyfer cymru
statistics
for wales

Key results: Activity History

- Mean number of jobs - 2.4
- Mean number of full-time jobs - 1.6



Llywodraeth Cynulliad Cymru
Welsh Assembly Government

Y Gyfarwyddiaeth Ystadegol
Statistical Directorate

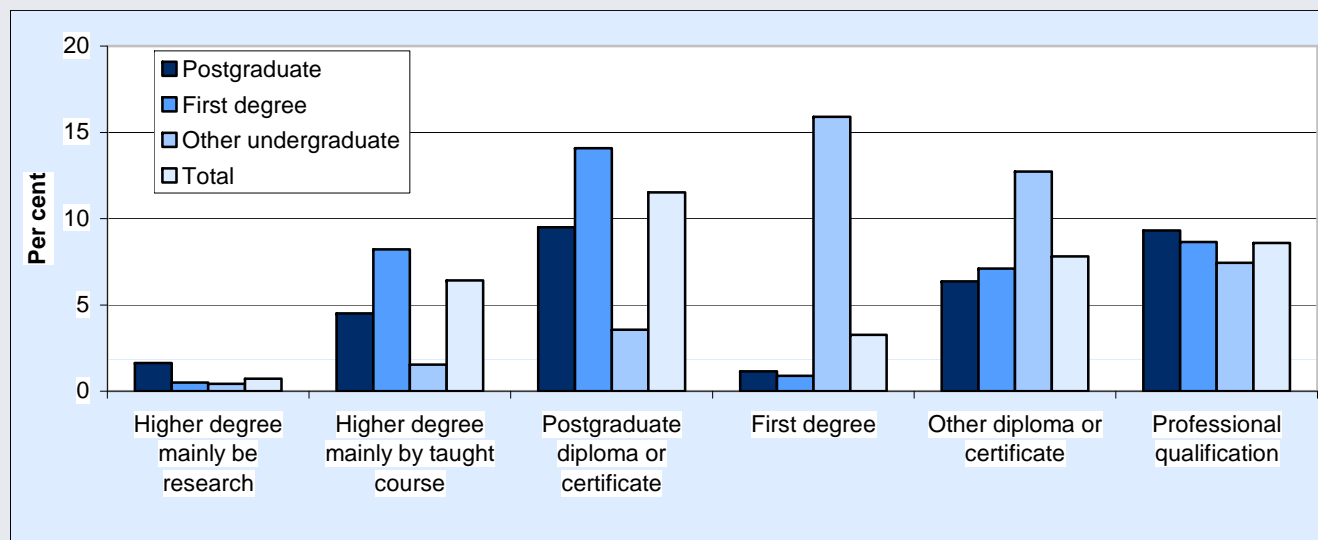
Unemployment

- 64 per cent had spent 6mths or less unemployed
- 17 per cent had spent over a year unemployed
- Median length of unemployment - 3 months




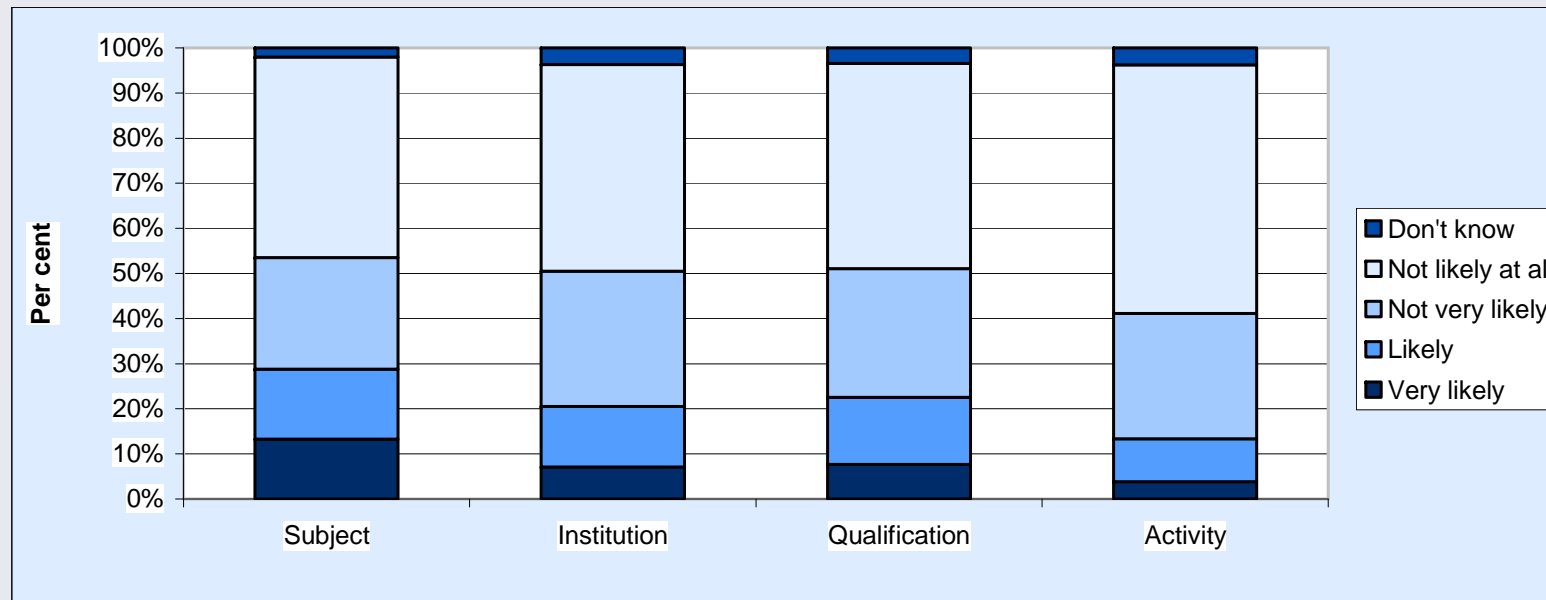
Qualifications obtained

- 35 per cent had achieved further qualifications
- First degree and other undergraduates more likely



Llywodraeth Cynulliad Cymru
Welsh Assembly Government

Course choices


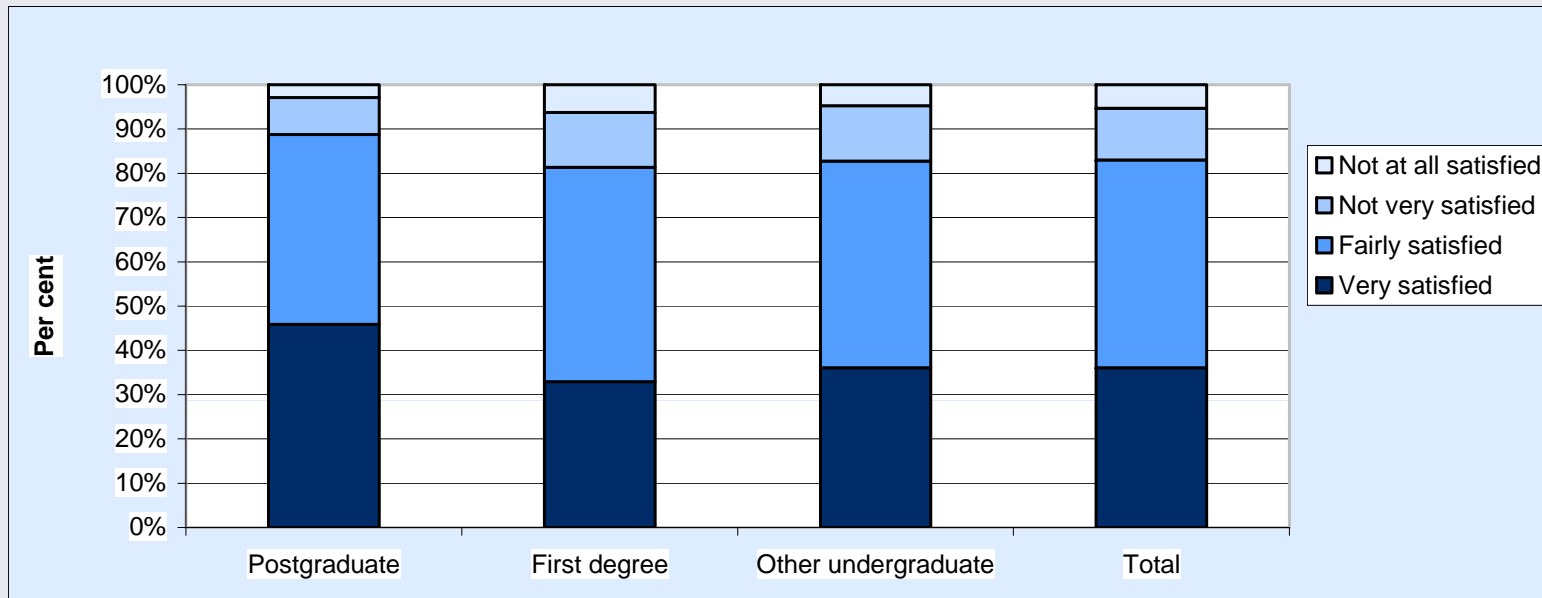


Llywodraeth Cynulliad Cymru
Welsh Assembly Government

Y Gyfarwyddiaeth Ystadegol
Statistical Directorate



Career satisfaction





ystadegau
ar gyfer cymru
statistics
for wales

Next survey

- 2004/05 cohort
- Over sampling to be reviewed
- Census data November 2008
- Data collection by IFF/YouGov
- Sample design, analysis and reporting by HESA



Llywodraeth Cynulliad Cymru
Welsh Assembly Government

Y Gyfarwyddiaeth Ystadegol
Statistical Directorate



ystadegau
ar gyfer cymru
statistics
for wales

Other issues of WAG interest

- Initial Teacher Training – data used in modelling intake targets
- Student Welsh language ability



Llywodraeth Cynulliad Cymru
Welsh Assembly Government

Y Gyfarwyddiaeth Ystadegol
Statistical Directorate